

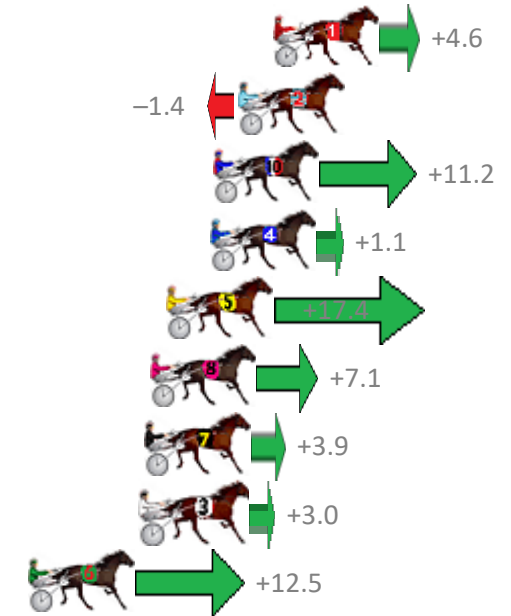
Redcliffe Race 1 Distance 1780m

Wednesday, 15 November 2017

Gross Time: 2:11.20 MileRate: 1:58.60 LeadTime: 11.10s First Qtr: 30.10s Second Qtr: 31.30s Third Qtr: 29.40s Fourth Qtr: 29.30s

No	Horse	Plc	Margin	Time	800Time (W)	400 Time (W)
1	BLACK BELT	1	0.0m	2:11.20	58.36s (0)	28.95s (0)
2	KAANAPALI	2	1.4m	2:11.30	58.80s (0)	29.40s (0)
10	MONUMENTAL	3	2.4m	2:11.38	57.88s (1)	28.71s (1)
4	SHEZABONNYGEM	4	2.5m	2:11.38	58.62s (1)	29.41s (1)
5	ALTANA BLUE	5	4.2m	2:11.51	57.42s (2)	28.58s (2)
8	PROJECTILE	6	4.9m	2:11.56	58.18s (2)	29.48s (2)
7	PRECIOUS CULLEN	7	5.1m	2:11.57	58.41s (0)	28.99s (0)
3	THE AMERICAN DREAM	8	5.2m	2:11.58	58.48s (1)	29.26s (1)
6	MR MEDDLE	9	9.7m	2:11.91	57.78s (1)	29.07s (3)

Finish Position and metres gained from 800m



Trots Sectionals
 Powered by
www.pjdata.com.au
 Home of PJ Trots Analyser

The Racing Queensland Board (trading as Racing Queensland) and provider are not responsible for the completeness or accuracy of any of the information contained herein, and makes no representations about its suitability for any purpose.

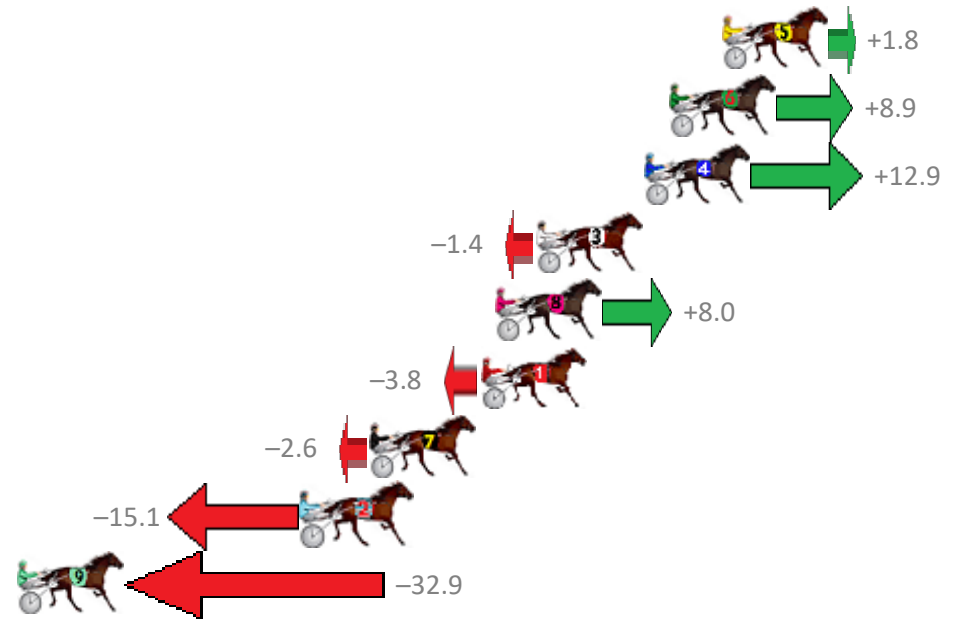
Redcliffe Race 2 Distance 2040m

Wednesday, 15 November 2017

Gross Time: 2:28.90 MileRate: 1:57.50 LeadTime: 30.70s First Qtr: 28.60s Second Qtr: 30.20s Third Qtr: 29.20s Fourth Qtr: 30.20s

No	Horse	Plc	Margin	Time	800Time (W)	400 Time (W)
5	REDS JET STAR	1	0.0m	2:28.90	59.27s (1)	30.02s (1)
6	YOUNG AMERICAN	2	2.1m	2:29.06	58.74s (1)	29.54s (3)
4	SPONDOOLEY	3	3.1m	2:29.13	58.44s (1)	29.26s (3)
3	GOTTA GLOW	4	7.4m	2:29.46	59.50s (1)	30.18s (1)
8	USANE FLASH	5	9.0m	2:29.58	58.81s (0)	29.85s (1)
1	KETUT	6	9.6m	2:29.62	59.68s (0)	30.59s (0)
7	ELLIOTT BROMAC	7	14.0m	2:29.96	59.59s (0)	30.53s (0)
2	RIVERBOAT PRINCE	8	16.7m	2:30.16	60.52s (0)	31.46s (0)
9	WIN OR DIE	9	32.9m	2:31.38	61.84s (2)	31.88s (2)

Finish Position and metres gained from 800m



Trots Sectionals
 Powered by
www.pjdata.com.au
 Home of PJ Trots Analyser



The Racing Queensland Board (trading as Racing Queensland) and provider are not responsible for the completeness or accuracy of any of the information contained herein, and makes no representations about its suitability for any purpose.

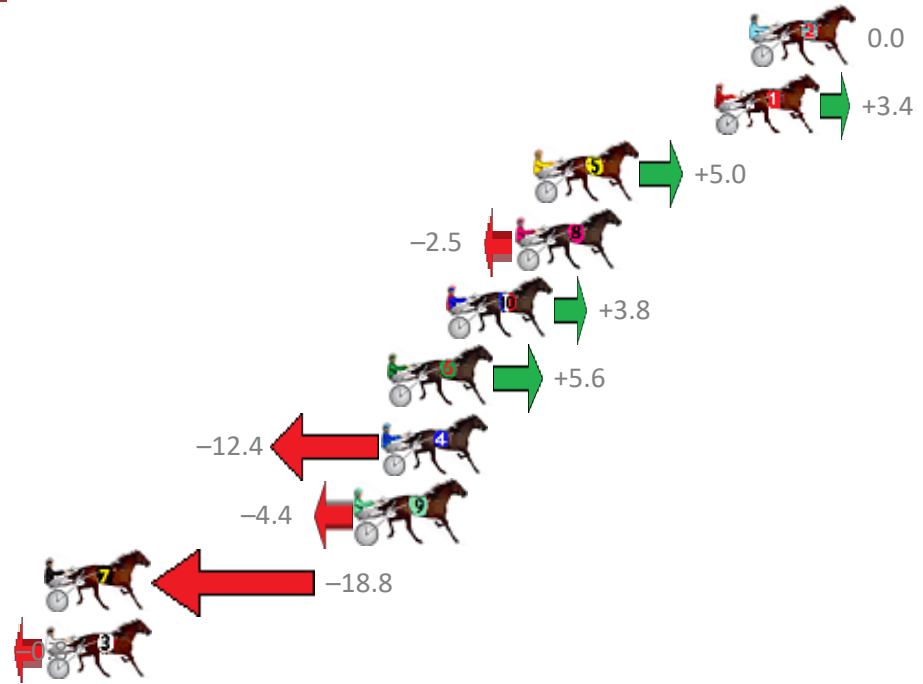
Redcliffe Race 3 Distance 1780m

Wednesday, 15 November 2017

Gross Time: 2:12.90 MileRate: 2:00.20 LeadTime: 11.50s First Qtr: 31.10s Second Qtr: 31.90s Third Qtr: 29.30s Fourth Qtr: 29.10s

No	Horse	Plc	Margin	Time	800Time (W)	400 Time (W)
2	FLASHING GOOD TIME	1	0.0m	2:12.90	58.40s (0)	29.10s (0)
1	HOT ROD HEAVEN	2	1.4m	2:13.00	58.15s (0)	28.84s (0)
5	SWAFFHAM WATER	3	8.6m	2:13.53	58.03s (0)	28.42s (0)
8	NICE ONE JON	4	9.3m	2:13.58	58.58s (1)	29.11s (1)
10	TRENTLEIGH	5	12.0m	2:13.77	58.12s (1)	28.72s (2)
6	MY MOJO	6	14.4m	2:13.95	57.99s (1)	28.53s (2)
4	GOTTA GO RALPHIE	7	14.6m	2:13.96	59.31s (1)	29.94s (1)
9	PITTSWORTH MAN	8	15.6m	2:14.03	58.72s (1)	29.23s (1)
7	COLADA ROSE	9	28.0m	2:14.94	59.77s (0)	30.25s (0)
3	ARBIT MAJOR	10	35.8m	2:15.50	58.46s (0)	29.38s (0)

Finish Position and metres gained from 800m



Trots Sectionals
 Powered by
www.pjdata.com.au
 Home of PJ Trots Analyser



The Racing Queensland Board (trading as Racing Queensland) and provider are not responsible for the completeness or accuracy of any of the information contained herein, and makes no representations about its suitability for any purpose.

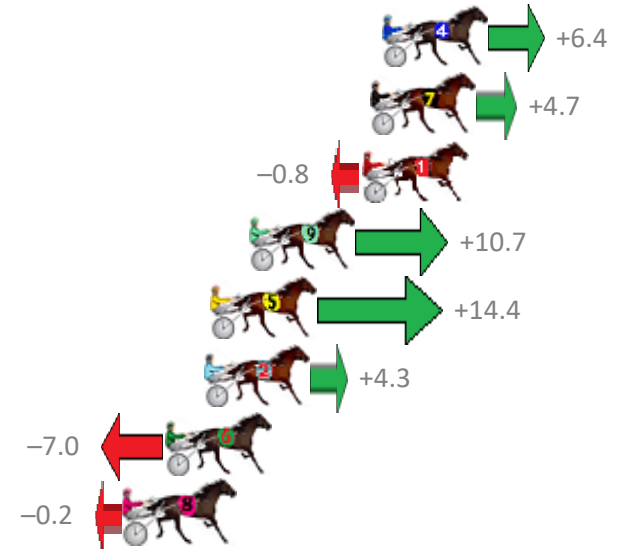
Redcliffe Race 4 Distance 1780m

Wednesday, 15 November 2017

Gross Time: 2:12.50 MileRate: 1:59.80 LeadTime: 11.40s First Qtr: 31.70s Second Qtr: 32.00s Third Qtr: 28.60s Fourth Qtr: 28.80s

No	Horse	Plc	Margin	Time	800Time (W)	400 Time (W)
4	RUBYS BAD BOY	1	0.0m	2:12.50	56.94s (1)	28.28s (1)
7	ONE TO TANGO	2	0.5m	2:12.54	57.06s (0)	28.46s (0)
1	UNCLE JOHN	3	0.8m	2:12.56	57.46s (0)	28.86s (0)
9	NO CONFESSION	4	5.3m	2:12.88	56.63s (1)	28.25s (2)
5	GUTS	5	6.8m	2:12.99	56.37s (1)	27.84s (1)
2	FALCON VISTA	6	7.1m	2:13.01	57.09s (1)	28.45s (1)
6	FRENCH GLOBE	7	8.6m	2:13.12	57.90s (1)	29.28s (1)
8	SIR RORY	8	10.2m	2:13.23	57.41s (0)	28.77s (0)

Finish Position and metres gained from 800m



Trots Sectionals
 Powered by
www.pjdata.com.au
 Home of PJ Trots Analyser



The Racing Queensland Board (trading as Racing Queensland) and provider are not responsible for the completeness or accuracy of any of the information contained herein, and makes no representations about its suitability for any purpose.

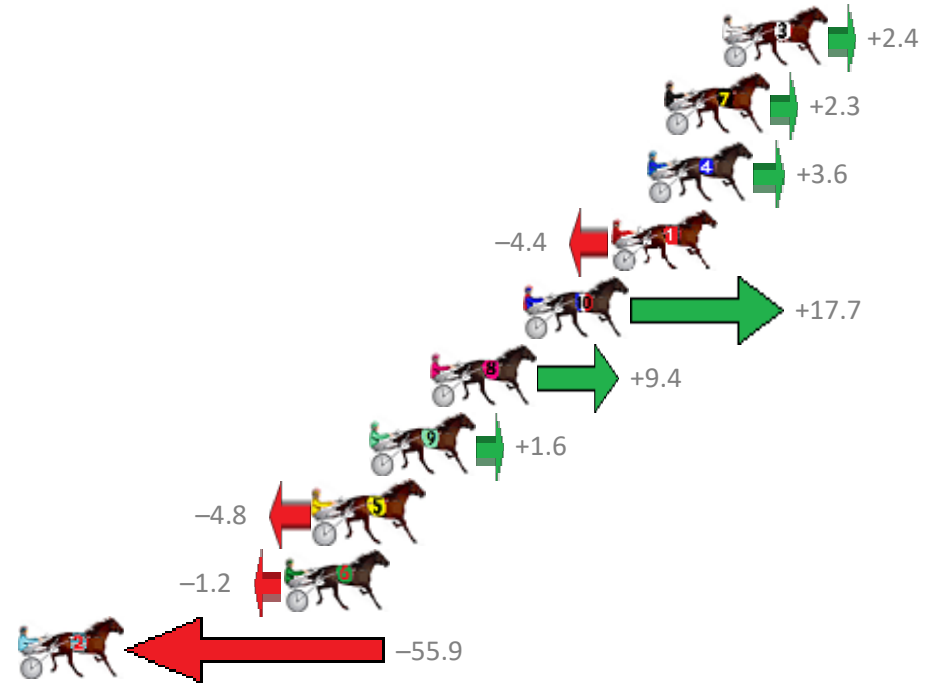
Redcliffe Race 5 Distance 1780m

Wednesday, 15 November 2017

Gross Time: 2:12.10 MileRate: 1:59.40 LeadTime: 11.50s First Qtr: 30.60s Second Qtr: 31.10s Third Qtr: 29.30s Fourth Qtr: 29.60s

No	Horse	Plc	Margin	Time	800Time (W)	400 Time (W)
3	ONE LAST ROLL	1	0.0m	2:12.10	58.72s (1)	29.56s (1)
7	MAKE A POINT	2	2.3m	2:12.27	58.73s (0)	29.42s (0)
4	LYNCHMAN	3	3.0m	2:12.32	58.63s (1)	29.47s (1)
1	MIRACLES DO APPEN	4	4.4m	2:12.43	59.22s (0)	29.93s (0)
10	HAVE TO GET AWAY MOR	5	7.9m	2:12.68	57.60s (1)	28.78s (1)
8	COTTON COLD CANDY	6	11.6m	2:12.96	58.21s (1)	29.32s (2)
9	ARMBROS LAD	7	14.0m	2:13.14	58.78s (0)	29.87s (1)
5	SUMMER MONEY	8	16.2m	2:13.30	59.25s (1)	30.31s (2)
6	THERESA CHANCE	9	17.4m	2:13.39	58.99s (1)	30.06s (2)
2	PROBABLE CAUSE	10	65.3m	2:16.93	63.02s (0)	33.54s (0)

Finish Position and metres gained from 800m



Trots Sectionals
 Powered by
www.pjdata.com.au
 Home of PJ Trots Analyser

The Racing Queensland Board (trading as Racing Queensland) and provider are not responsible for the completeness or accuracy of any of the information contained herein, and makes no representations about its suitability for any purpose.

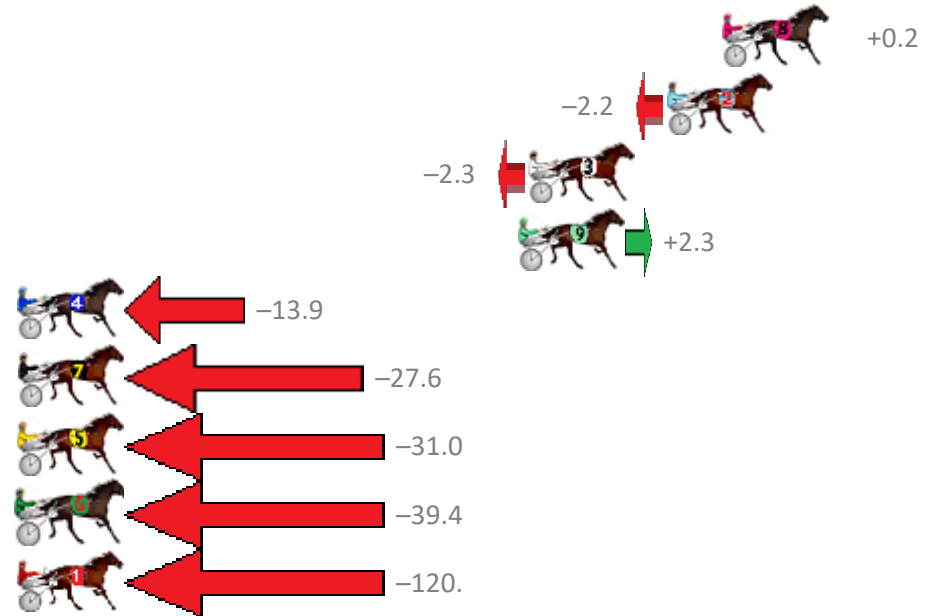
Redcliffe Race 6 Distance 1780m

Wednesday, 15 November 2017

Gross Time: 2:11.80 MileRate: 1:59.20 LeadTime: 11.90s First Qtr: 30.80s Second Qtr: 31.60s Third Qtr: 28.90s Fourth Qtr: 28.60s

No	Horse	Plc	Margin	Time	800Time (W)	400 Time (W)
8	SOI COWBOY	1	0.0m	2:11.80	57.49s (1)	28.60s (1)
2	SPLASH OF GOLD	2	2.2m	2:11.96	57.66s (0)	28.73s (0)
3	TRAIN WRECK	3	7.7m	2:12.35	57.67s (1)	28.71s (1)
9	ROCKNROLL AMBER	4	8.1m	2:12.38	57.33s (1)	28.34s (2)
4	WILD ABOUT TOWN	5	29.3m	2:13.89	58.50s (1)	29.28s (1)
7	SANTASTIC PRINCESS	6	37.2m	2:14.46	59.48s (0)	30.17s (0)
5	NEVERHAVEIEVER	7	52.4m	2:15.55	59.73s (0)	30.16s (0)
6	SAKOY	8	53.8m	2:15.65	60.33s (0)	30.97s (0)
1	FLIPPA PENNY	9	125.2m	2:20.75	66.13s (0)	36.68s (1)

Finish Position and metres gained from 800m



Trots Sectionals
 Powered by
www.pjdata.com.au
 Home of PJ Trots Analyser



The Racing Queensland Board (trading as Racing Queensland) and provider are not responsible for the completeness or accuracy of any of the information contained herein, and makes no representations about its suitability for any purpose.


Redcliffe Race 7 Distance 2040m

Wednesday, 15 November 2017

Gross Time: 2:32.90 MileRate: 2:00.60 LeadTime: 31.70s First Qtr: 31.40s Second Qtr: 30.90s Third Qtr: 29.20s Fourth Qtr: 29.70s

No	Horse	Plc	Margin	Time	800Time (W)	400 Time (W)
8	SOMEPARTYSOMEWHE	1	0.0m	2:32.90	58.47s (1)	29.27s (2)
2	MISTER HART	2	2.9m	2:33.12	59.11s (0)	29.92s (0)
9	OSCARS GLORY	3	3.3m	2:33.15	58.38s (1)	29.10s (1)
3	CHEYENNE WARRIOR	4	5.5m	2:33.31	59.20s (1)	29.93s (1)
11	AM ANDY	5	10.2m	2:33.66	59.24s (0)	30.04s (0)
10	WEBBY VANDERQUACK	6	13.8m	2:33.92	58.75s (1)	29.54s (1)
7	SISTA TO MAFUTA	7	15.8m	2:34.07	59.31s (0)	30.12s (0)
6	ITS ALL TORQUE	8	18.9m	2:34.30	59.07s (0)	29.92s (0)
5	XTRAORDINARY LOMB	9	22.1m	2:34.54	58.94s (1)	29.87s (2)
4	PALE BEAR BOO	10	23.5m	2:34.64	59.00s (0)	29.80s (0)

Finish Position and metres gained from 800m



Trots Sectionals
 Powered by
www.pjdata.com.au
 Home of PJ Trots Analyser



The Racing Queensland Board (trading as Racing Queensland) and provider are not responsible for the completeness or accuracy of any of the information contained herein, and makes no representations about its suitability for any purpose.

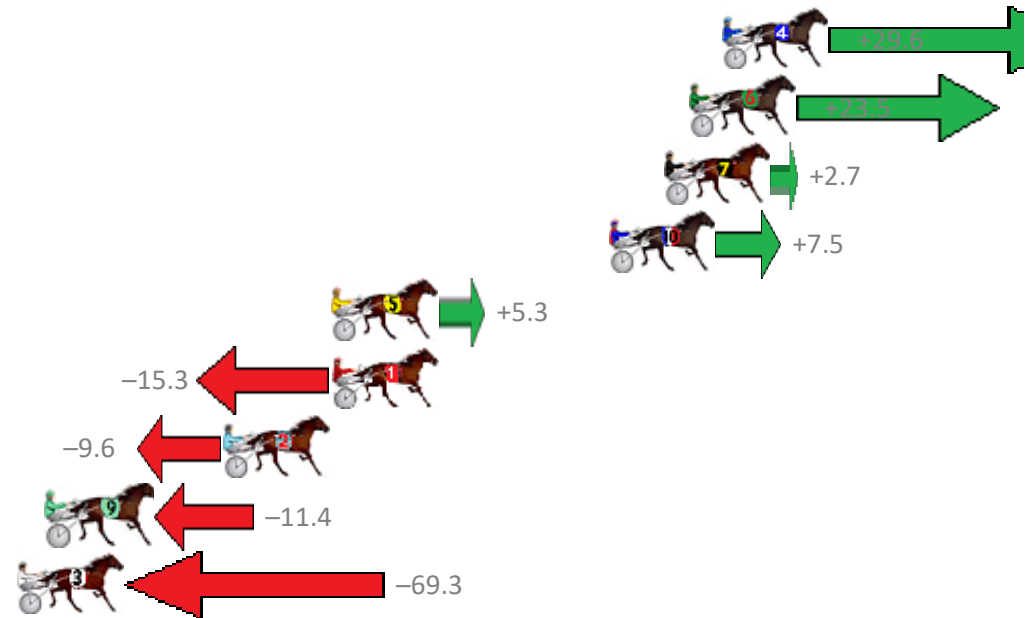
Redcliffe Race 8 Distance 1780m

Wednesday, 15 November 2017

Gross Time: 2:13.10 MileRate: 2:00.30 LeadTime: 12.10s First Qtr: 30.10s Second Qtr: 30.30s Third Qtr: 30.50s Fourth Qtr: 30.10s

No Horse	Plc	Margin	Time	800Time (W)	400 Time (W)
4 BARON JUJON	1	0.0m	2:13.10	58.36s (2)	29.27s (3)
6 ALWAYS A JEWEL	2	1.3m	2:13.20	58.82s (2)	29.63s (2)
7 LEORYAN	3	2.3m	2:13.27	60.40s (0)	29.94s (0)
10 MILLY BROMAC	4	4.5m	2:13.44	60.03s (0)	29.69s (0)
5 BARBOO	5	15.5m	2:14.27	60.20s (1)	30.03s (0)
1 DONT ARK WITH ME	6	15.5m	2:14.27	61.76s (0)	31.27s (0)
2 STYLISH FEELING	7	19.8m	2:14.59	61.33s (1)	30.73s (1)
9 IM ANGUS MATTGREG	8	26.8m	2:15.12	61.46s (1)	31.86s (2)
3 MINI MIRACLE	9	69.3m	2:18.31	65.85s (1)	34.83s (1)

Finish Position and metres gained from 800m



Trots Sectionals
 Powered by
www.pjdata.com.au
 Home of PJ Trots Analyser



The Racing Queensland Board (trading as Racing Queensland) and provider are not responsible for the completeness or accuracy of any of the information contained herein, and makes no representations about its suitability for any purpose.