

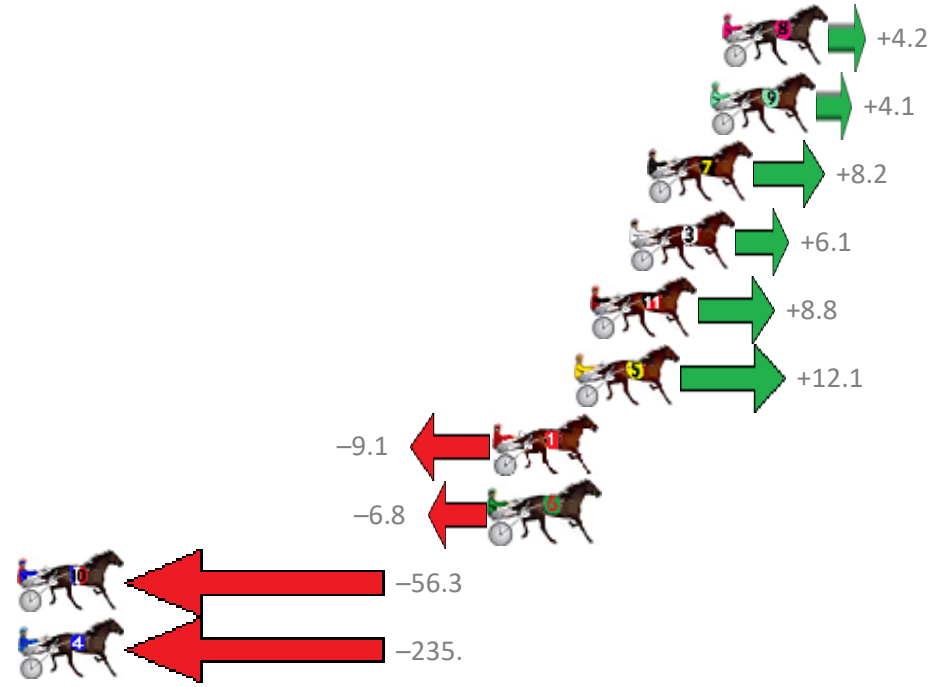
Albion Park Race 1 Distance 2138m

Saturday, 18 November 2017

Gross Time: 2:34.40 MileRate: 1:56.20 LeadTime: 37.80s First Qtr: 30.90s Second Qtr: 29.00s Third Qtr: 28.00s Fourth Qtr: 28.70s

No	Horse	Plc	Margin	Time	800Time (W)	400 Time (W)
8	LANCELOT BROMAC	1	0.0m	2:34.40	56.40s (0)	28.37s (0)
9	FEEL THE COURAGE	2	0.5m	2:34.44	56.41s (2)	28.74s (1)
7	REMEMBER RUBY	3	3.0m	2:34.62	56.12s (1)	27.95s (1)
3	WESTERN BLAZE	4	3.7m	2:34.67	56.27s (0)	28.31s (0)
11	MARKEY OH MARKEY	5	5.2m	2:34.77	56.08s (2)	27.29s (2)
5	WITHALOTOFLUCK	6	5.9m	2:34.82	55.84s (1)	27.73s (1)
1	POLISHED ROCKS	7	9.1m	2:35.05	57.34s (0)	29.34s (0)
6	MUNROE	8	9.2m	2:35.06	57.18s (1)	28.77s (1)
10	WRITTEN IN RED	9	66.1m	2:39.14	60.69s (2)	31.85s (4)
4	OUR HI JINX	10	242.3m	2:51.79	73.39s (1)	44.54s (3)

Finish Position and metres gained from 800m



Trots Sectionals
 Powered by
www.pjdata.com.au
 Home of PJ Trots Analyser



The Racing Queensland Board (trading as Racing Queensland) and provider are not responsible for the completeness or accuracy of any of the information contained herein, and makes no representations about its suitability for any purpose.


Albion Park Race 2 Distance 1660m

Saturday, 18 November 2017

Gross Time: 1:59.90 MileRate: 1:56.30 LeadTime: 3.50s First Qtr: 29.20s Second Qtr: 30.60s Third Qtr: 28.60s Fourth Qtr: 28.00s

NoHorse	Plc	Margin	Time	800Time (W)	400 Time (W)
2 THE CHARGING MOA	1	0.0m	1:59.90	56.60s (0)	28.00s (0)
1 LOMBO RANMILES	2	3.3m	2:00.13	56.52s (0)	27.85s (0)
10 CORPORAL LUNA	3	8.3m	2:00.48	55.62s (1)	27.55s (2)
11 RUBYS BAD BOY	4	8.7m	2:00.51	56.17s (0)	27.48s (0)
8 WEE JIMMY	5	9.0m	2:00.53	56.61s (0)	27.86s (0)
3 WYNBERG TERROR	6	9.1m	2:00.54	56.64s (1)	28.03s (2)
6 MAYWYNS BEST	7	9.6m	2:00.57	57.00s (1)	28.35s (1)
12 MONARKMAC	8	12.4m	2:00.77	56.09s (0)	27.69s (1)
4 THE PACMAN	9	13.0m	2:00.81	56.60s (1)	28.14s (3)
7 MACHIN OUT	10	13.1m	2:00.82	55.63s (1)	27.56s (2)
5 MAJOR SCORE	11	14.1m	2:00.89	55.89s (0)	27.53s (0)
9 ZARAS DELIGHT	12	16.7m	2:01.07	56.51s (1)	27.77s (3)

Finish Position and metres gained from 800m



Trots Sectionals
 Powered by
www.pjdata.com.au
 Home of PJ Trots Analyser















The Racing Queensland Board (trading as Racing Queensland) and provider are not responsible for the completeness or accuracy of any of the information contained herein, and makes no representations about its suitability for any purpose.

Albion Park Race 3 Distance 1660m

Saturday, 18 November 2017

Gross Time: 1:56.90 MileRate: 1:53.30 LeadTime: 3.50s First Qtr: 28.00s Second Qtr: 29.60s Third Qtr: 28.00s Fourth Qtr: 27.80s

NoHorse	Plc	Margin	Time	800Time (W)	400 Time (W)		Finish Position and metres gained from 800m
2 PSYCHEDELIC	1	0.0m	1:56.90	55.12s (2)	27.77s (2)		 → +9.8
8 SIR SEMPER FIDELIS	2	22.3m	1:58.45	56.66s (0)	28.63s (0)	-12.3	 ← -12.3
3 LORNE BEACH	3	24.0m	1:58.57	57.47s (0)	29.47s (0)		 ← -24.0
10 GOTTASHOPEARLY	4	24.4m	1:58.60	56.12s (2)	28.59s (2)	-4.6	 ← -4.6
11 CASINO TOMMY	5	24.9m	1:58.63	55.82s (2)	28.29s (2)	-0.3	 ← -0.3
1 MASTER MONTANA	6	25.4m	1:58.67	57.22s (0)	29.19s (0)		 ← -20.4
6 IMA TOP TYCOON	7	26.4m	1:58.73	56.40s (1)	28.86s (1)	-8.6	 ← -8.6
12 JANGO FETT	8	28.6m	1:58.89	55.83s (1)	28.70s (1)		 ← -28.6
5 PLAYNSERIOUS	9	30.1m	1:58.99	57.86s (1)	29.73s (1)		 ← -29.5
4 JAKES A JOY	10	30.9m	1:59.05	57.59s (1)	29.46s (1)		 ← -25.7
9 YANKEE STRUTTER	11	34.0m	1:59.26	57.11s (2)	29.61s (2)		 ← -18.8
7 LEVI JADE	12	37.5m	1:59.51	57.40s (0)	29.36s (0)		 ← -22.9



Trots Sectionals
 Powered by
www.pjdata.com.au
 Home of PJ Trots Analyser



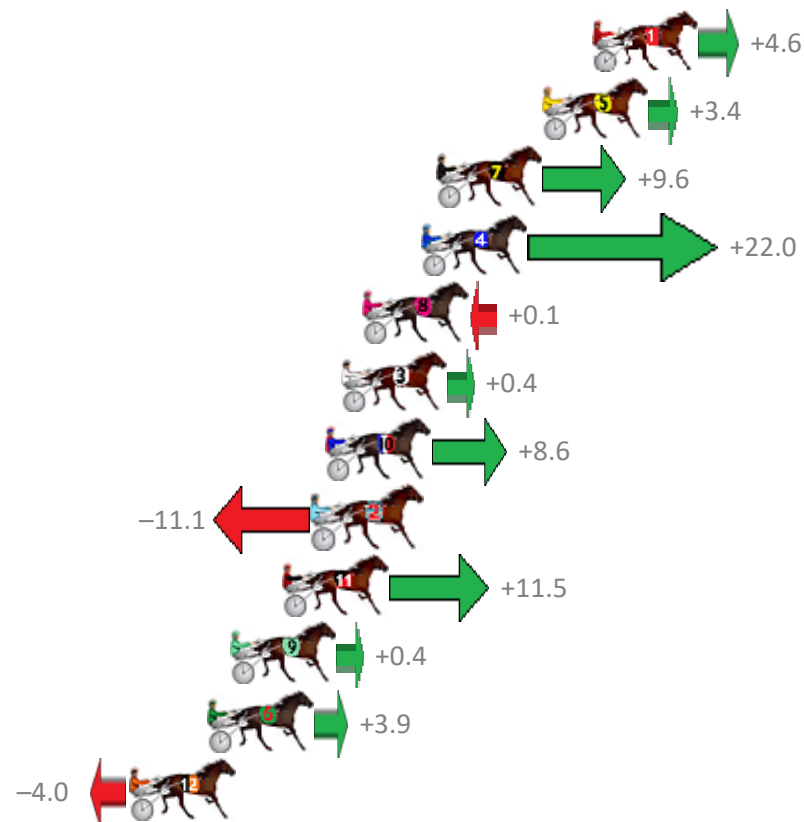
Albion Park Race 4 Distance 1660m

Saturday, 18 November 2017

Gross Time: 1:58.00 MileRate: 1:54.40 LeadTime: 3.40s First Qtr: 26.80s Second Qtr: 29.80s Third Qtr: 28.70s Fourth Qtr: 29.30s

No Horse	Plc	Margin	Time	800Time (W)	400 Time (W)
1 CHEVAL ZEPPENOLOGY	1	0.0m	1:58.00	57.67s (0)	28.95s (0)
5 CONSTANTLYSIDEWAYS	2	2.0m	1:58.15	57.75s (1)	29.42s (1)
7 GUYS BETTOR BET	3	6.2m	1:58.45	57.30s (0)	28.74s (0)
4 MANDY KRIDEN	4	6.8m	1:58.50	56.40s (2)	28.26s (1)
8 ALTA SURREAL	5	9.1m	1:58.67	57.99s (0)	29.29s (0)
3 VADER	6	10.0m	1:58.73	57.97s (1)	29.51s (1)
10 IM JOHNNY JET	7	10.6m	1:58.78	57.38s (1)	28.90s (1)
2 CHEAP TINT	8	11.1m	1:58.81	58.80s (0)	30.11s (0)
11 LIKEALLOFUS	9	12.3m	1:58.90	57.17s (2)	28.75s (3)
9 APPLAUSE	10	14.4m	1:59.05	57.97s (1)	29.49s (1)
6 MAGOOGAN	11	15.3m	1:59.12	57.72s (2)	29.26s (2)
12 SECRET SMILE	12	18.4m	1:59.35	58.29s (2)	29.84s (2)

Finish Position and metres gained from 800m



Trots Sectionals
 Powered by
www.pjdata.com.au
 Home of PJ Trots Analyser



The Racing Queensland Board (trading as Racing Queensland) and provider are not responsible for the completeness or accuracy of any of the information contained herein, and makes no representations about its suitability for any purpose.

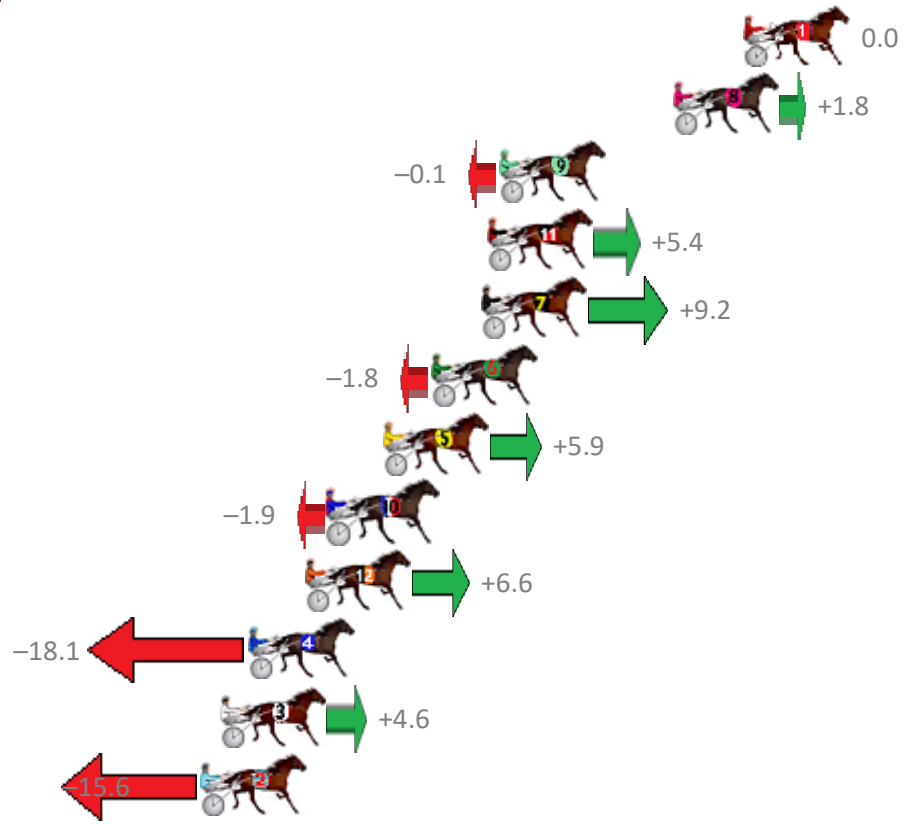
Albion Park Race 5 Distance 1660m

Saturday, 18 November 2017

Gross Time: 1:58.20 MileRate: 1:54.60 LeadTime: 3.50s First Qtr: 28.10s Second Qtr: 30.50s Third Qtr: 27.80s Fourth Qtr: 28.30s

NoHorse	Plc	Margin	Time	800Time (W)	400 Time (W)
1 ANYCHANCE	1	0.0m	1:58.20	56.10s (0)	28.30s (0)
8 GASMONKEY	2	2.8m	1:58.40	55.97s (0)	28.16s (0)
9 LIVING GRAND	3	9.7m	1:58.89	56.11s (0)	28.28s (0)
11 GAME WE PLAY	4	10.2m	1:58.92	55.72s (2)	28.75s (2)
7 TOP TRIO	5	10.4m	1:58.94	55.45s (0)	27.76s (0)
6 MACHEASY	6	12.4m	1:59.08	56.23s (1)	28.55s (2)
5 PASSIONATE FELLA	7	14.3m	1:59.21	55.69s (1)	28.22s (2)
10 GERONIMO BEAU	8	16.5m	1:59.37	56.23s (0)	28.46s (1)
12 TIMMO TIME	9	17.4m	1:59.43	55.64s (2)	28.36s (3)
4 MOONLIGHT EYRE	10	19.7m	1:59.59	57.37s (1)	29.37s (1)
3 BACCHUS RAUCOUS	11	20.8m	1:59.67	55.78s (1)	28.24s (1)
2 NO CONFESSION	12	21.6m	1:59.73	57.19s (1)	29.19s (1)

Finish Position and metres gained from 800m



Trots Sectionals
 Powered by
www.pjdata.com.au
 Home of PJ Trots Analyser



The Racing Queensland Board (trading as Racing Queensland) and provider are not responsible for the completeness or accuracy of any of the information contained herein, and makes no representations about its suitability for any purpose.

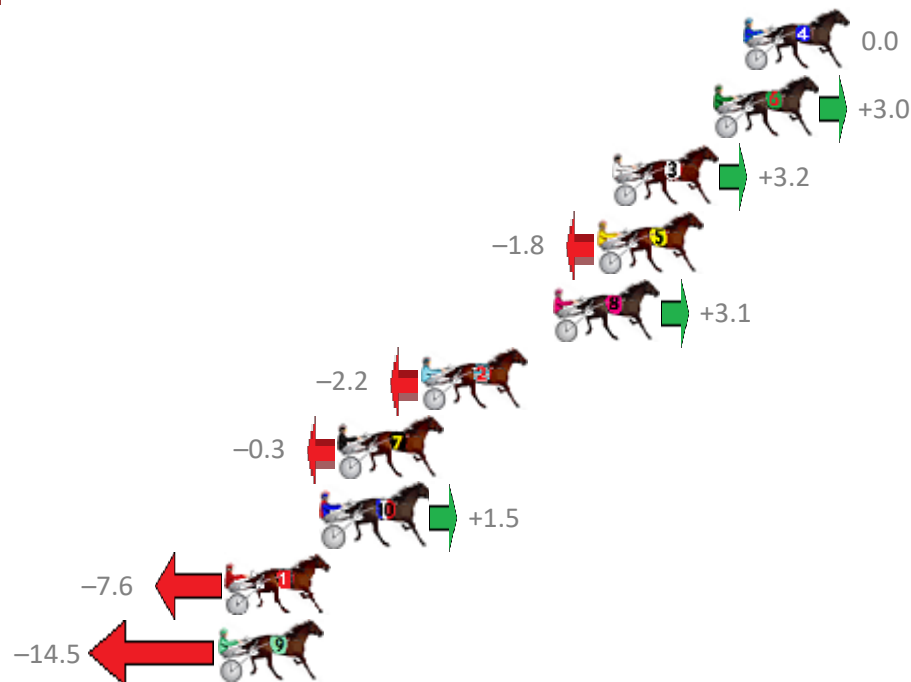
Albion Park Race 6 Distance 1660m

Saturday, 18 November 2017

Gross Time: 1:59.00 MileRate: 1:55.40 LeadTime: 3.40s First Qtr: 27.00s Second Qtr: 31.00s Third Qtr: 28.10s Fourth Qtr: 29.50s

No	Horse	Plc	Margin	Time	800Time (W)	400 Time (W)
4	COVERT BEAUTY	1	0.0m	1:59.00	57.60s (0)	29.50s (0)
6	CATCH THE BREEZE	2	1.2m	1:59.09	57.38s (0)	29.18s (1)
3	JANUARY	3	5.2m	1:59.38	57.37s (0)	29.20s (0)
5	THE NEXT STAR	4	5.8m	1:59.43	57.73s (1)	29.87s (1)
8	GOTTA GLOW	5	7.5m	1:59.55	57.38s (2)	28.98s (3)
2	SWAFFHAM WATER	6	12.8m	1:59.94	57.76s (1)	29.63s (1)
7	GLENFERRIE BABY	7	16.1m	2:00.19	57.62s (1)	29.49s (1)
10	SHARDONS SHERALEE	8	16.7m	2:00.23	57.49s (0)	29.15s (0)
1	ANNAS BEST	9	20.6m	2:00.52	58.15s (0)	29.88s (0)
9	EVELYN JAY	10	20.9m	2:00.54	58.64s (2)	30.23s (2)

Finish Position and metres gained from 800m



Trots Sectionals
 Powered by
www.pjdata.com.au
 Home of PJ Trots Analyser



The Racing Queensland Board (trading as Racing Queensland) and provider are not responsible for the completeness or accuracy of any of the information contained herein, and makes no representations about its suitability for any purpose.

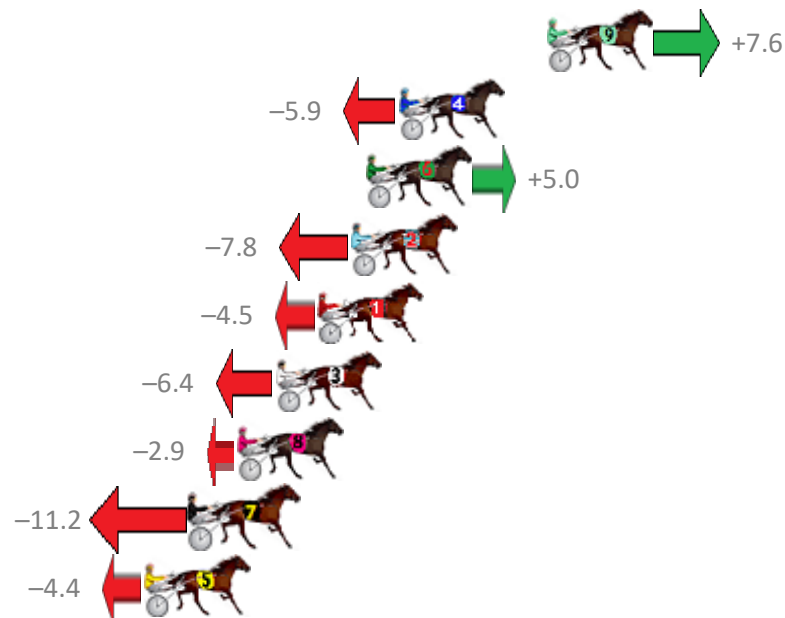
Albion Park Race 7 Distance 2138m

Saturday, 18 November 2017

Gross Time: 2:36.20 MileRate: 1:57.60 LeadTime: 37.50s First Qtr: 31.50s Second Qtr: 29.40s Third Qtr: 28.70s Fourth Qtr: 29.10s

No	Horse	Plc	Margin	Time	800Time (W)	400 Time (W)
9	MONTANA FALCON	1	0.0m	2:36.20	57.25s (2)	28.53s (3)
4	MAX RICHTER	2	5.9m	2:36.63	58.23s (1)	29.53s (1)
6	THREO	3	7.2m	2:36.72	57.44s (2)	28.78s (4)
2	WAR DAN APOLLO	4	7.8m	2:36.77	58.36s (0)	29.59s (0)
1	BIO MARINUS	5	9.1m	2:36.86	58.13s (0)	29.17s (0)
3	DEVIL DODGER	6	10.8m	2:36.99	58.26s (1)	29.46s (1)
8	MAJOR KIWI	7	12.3m	2:37.09	58.01s (0)	29.05s (0)
7	OVERLAP	8	14.2m	2:37.23	58.61s (2)	29.86s (2)
5	SUPALINER	9	16.0m	2:37.36	58.12s (1)	29.48s (1)

Finish Position and metres gained from 800m



Trots Sectionals
 Powered by
www.pjdata.com.au
 Home of PJ Trots Analyser



The Racing Queensland Board (trading as Racing Queensland) and provider are not responsible for the completeness or accuracy of any of the information contained herein, and makes no representations about its suitability for any purpose.

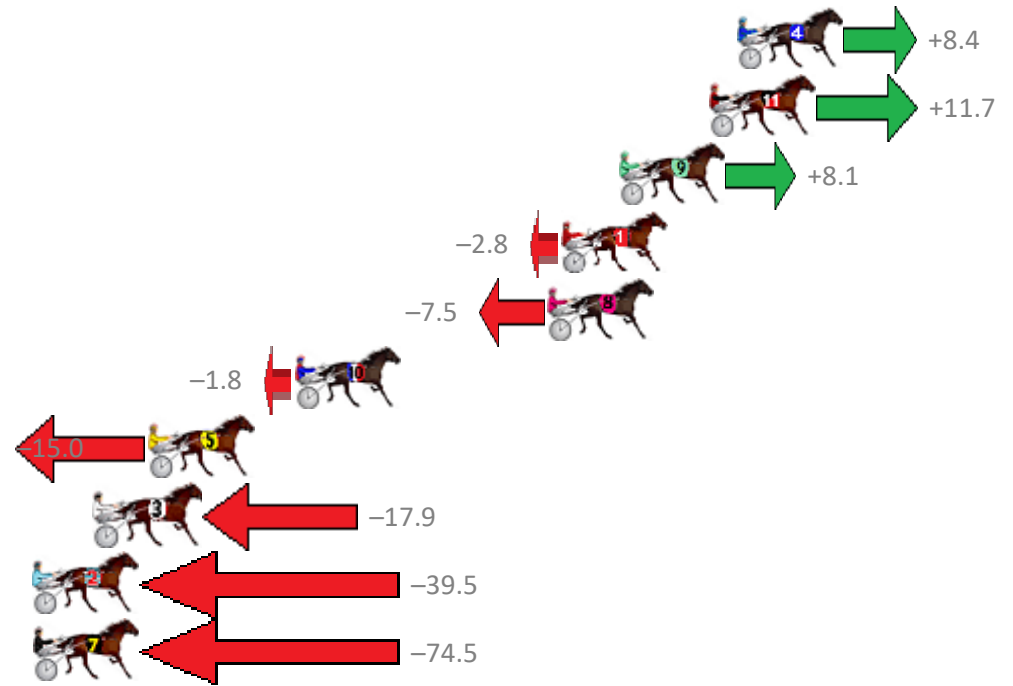
Albion Park Race 8 Distance 2138m

Saturday, 18 November 2017

Gross Time: 2:44.60 MileRate: 2:03.90 LeadTime: 42.40s First Qtr: 32.30s Second Qtr: 31.50s Third Qtr: 29.40s Fourth Qtr: 29.00s

No	Horse	Plc	Margin	Time	800Time (W)	400 Time (W)
4	FOURSHARESMOREBEE	1	0.0m	2:44.60	57.79s (0)	28.36s (0)
11	RELEVEN DREAM	2	1.1m	2:44.68	57.55s (2)	28.76s (2)
9	SENITAS SUCCESS	3	4.7m	2:44.94	57.81s (0)	28.38s (0)
1	IVANOV	4	7.0m	2:45.11	58.60s (0)	29.17s (0)
8	SPUD	5	7.5m	2:45.14	58.95s (0)	29.54s (0)
10	MELPARK ROYAL SON	6	17.6m	2:45.88	58.53s (1)	29.42s (3)
5	LYSENKO	7	23.4m	2:46.30	59.50s (1)	29.83s (2)
3	LAVROS SEGIL	8	25.5m	2:46.45	59.71s (2)	30.67s (1)
2	LANSBURY	9	43.5m	2:47.75	61.28s (1)	31.41s (1)
7	MONORAIL	10	144.5m	2:55.08	63.84s (0)	31.50s (0)

Finish Position and metres gained from 800m



Trots Sectionals
 Powered by
www.pjdata.com.au
 Home of PJ Trots Analyser



The Racing Queensland Board (trading as Racing Queensland) and provider are not responsible for the completeness or accuracy of any of the information contained herein, and makes no representations about its suitability for any purpose.

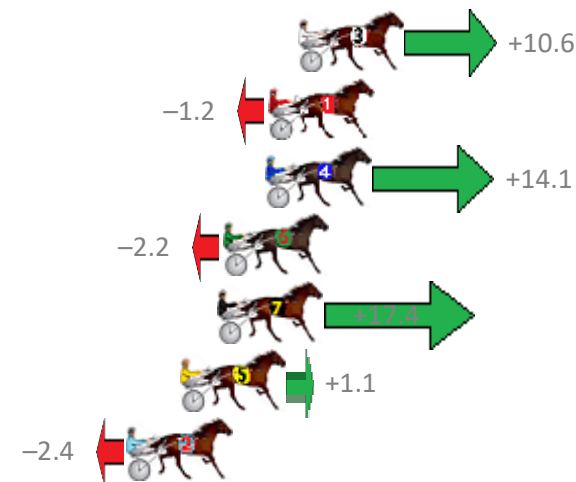
Albion Park Race 9 Distance 1660m

Saturday, 18 November 2017

Gross Time: 2:01.80 MileRate: 1:58.10 LeadTime: 3.50s First Qtr: 29.70s Second Qtr: 30.40s Third Qtr: 29.10s Fourth Qtr: 29.10s

No	Horse	Plc	Margin	Time	800Time (W)	400 Time (W)
3	ROCKY CARRINGTON	1	0.0m	2:01.80	57.43s (1)	28.65s (2)
1	WIN OR DIE	2	1.2m	2:01.89	58.29s (0)	29.19s (0)
4	HOT ROD HEAVEN	3	1.3m	2:01.89	57.17s (1)	28.26s (2)
6	ONLY IN ROME	4	3.0m	2:02.02	58.36s (1)	29.25s (1)
7	WEEDONS EXPRESS	5	3.2m	2:02.03	56.93s (1)	28.11s (1)
5	KAANAPALI	6	4.7m	2:02.14	58.12s (1)	29.02s (1)
2	SUMMER MONEY	7	6.8m	2:02.29	58.37s (0)	29.26s (0)

Finish Position and metres gained from 800m



Trots Sectionals
 Powered by
www.pjdata.com.au
 Home of PJ Trots Analyser



The Racing Queensland Board (trading as Racing Queensland) and provider are not responsible for the completeness or accuracy of any of the information contained herein, and makes no representations about its suitability for any purpose.