

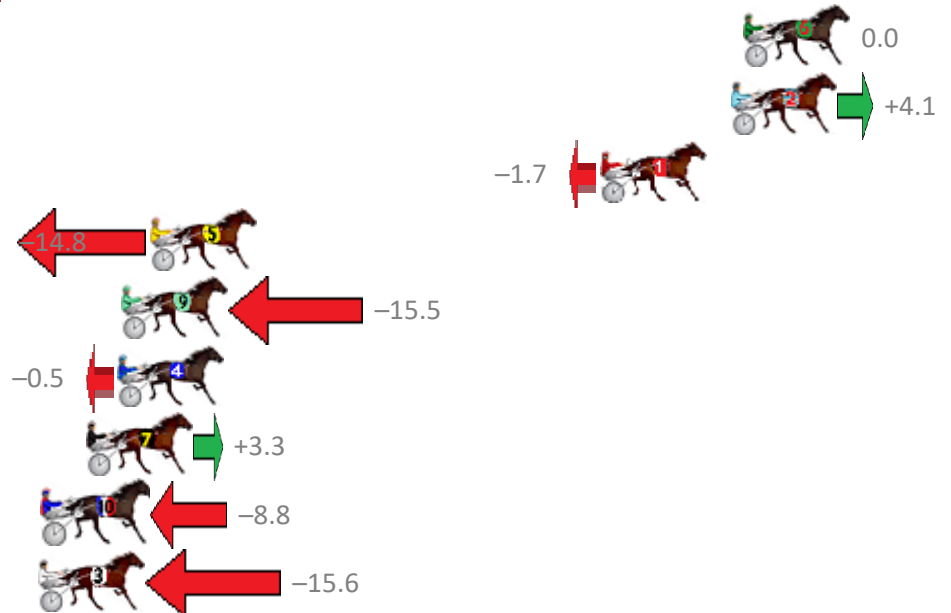
Albion Park Race 1 Distance 1660m

Friday, 24 November 2017

Gross Time: 1:59.10 MileRate: 1:55.50 LeadTime: 3.80s First Qtr: 27.50s Second Qtr: 32.40s Third Qtr: 28.10s Fourth Qtr: 27.30s

No	Horse	Plc	Margin	Time	800Time (W)	400 Time (W)
6	SOMEPARTYSOMEWHE	1	0.0m	1:59.10	55.40s (0)	27.30s (0)
2	PATERNITY SUIT	2	0.5m	1:59.13	55.12s (0)	27.01s (0)
1	PARK LIFE	3	5.7m	1:59.49	55.52s (1)	27.51s (1)
5	DAPPER	4	23.6m	2:00.71	56.42s (1)	28.24s (1)
9	BIG BEAT	5	24.7m	2:00.79	56.47s (0)	28.25s (0)
4	ARTFUL MAID	6	24.9m	2:00.80	55.43s (1)	27.29s (2)
7	COULDNTBETOLD	7	26.1m	2:00.88	55.17s (2)	27.72s (2)
10	MILLY BROMAC	8	27.8m	2:01.00	56.01s (1)	27.83s (1)
3	HOT DOGMA	9	28.8m	2:01.07	56.48s (1)	28.27s (1)

Finish Position and metres gained from 800m



Trots Sectionals
 Powered by
www.pjdata.com.au
 Home of PJ Trots Analyser



The Racing Queensland Board (trading as Racing Queensland) and provider are not responsible for the completeness or accuracy of any of the information contained herein, and makes no representations about its suitability for any purpose.


Albion Park Race 2 Distance 1660m

Friday, 24 November 2017

Gross Time: 1:58.20 MileRate: 1:54.60 LeadTime: 3.40s First Qtr: 26.90s Second Qtr: 30.30s Third Qtr: 28.60s Fourth Qtr: 29.00s

No	Horse	Plc	Margin	Time	800Time (W)	400 Time (W)
10	STIRLING WILLIAM	1	0.0m	1:58.20	56.56s (1)	28.23s (2)
4	HORACE FOXLEY	2	4.9m	1:58.56	57.95s (0)	29.36s (0)
9	FLOYD MAYWEATHER	3	5.6m	1:58.61	57.31s (1)	28.67s (1)
1	LEIGHMONT	4	5.6m	1:58.61	57.70s (0)	29.04s (0)
3	INA GREAT PLACE	5	5.9m	1:58.63	57.65s (1)	28.99s (1)
8	COMPLY OR DIE	6	7.0m	1:58.71	57.48s (0)	28.84s (0)
7	SHAREAPASSION	7	7.1m	1:58.71	56.74s (1)	29.08s (2)
6	CHILLA BREEZE	8	14.8m	1:59.27	57.67s (0)	29.00s (1)
5	STRAWBS IDEAL ACT	9	22.1m	1:59.80	59.16s (1)	30.50s (1)

Finish Position and metres gained from 800m



Trots Sectionals
 Powered by
www.pjdata.com.au
 Home of PJ Trots Analyser



The Racing Queensland Board (trading as Racing Queensland) and provider are not responsible for the completeness or accuracy of any of the information contained herein, and makes no representations about its suitability for any purpose.


Albion Park Race 3 Distance 2138m

Friday, 24 November 2017

Gross Time: 2:36.40 MileRate: 1:57.70 LeadTime: 37.80s First Qtr: 30.60s Second Qtr: 31.30s Third Qtr: 28.00s Fourth Qtr: 28.70s

No	Horse	Plc	Margin	Time	800Time (W)	400 Time (W)
5	REGAL NIGHTSHADE	1	0.0m	2:36.40	56.70s (0)	28.70s (0)
12	OLIVER WINKLE	2	1.3m	2:36.49	55.22s (1)	27.40s (2)
1	EVELYN JAY	3	1.4m	2:36.50	56.16s (0)	28.13s (0)
11	SHARDONS SHERALEE	4	2.5m	2:36.58	55.70s (1)	27.96s (1)
4	JANUARY	5	2.7m	2:36.59	56.58s (0)	28.56s (0)
3	HE GETS IT	6	3.1m	2:36.62	56.75s (1)	28.71s (1)
2	OUR DIAMOND EDITON	7	4.6m	2:36.73	56.50s (1)	28.46s (1)
8	OUR BUSCEMI	8	6.3m	2:36.85	56.13s (0)	28.06s (0)
9	MISTA NATURAL	9	8.7m	2:37.02	56.45s (1)	28.95s (2)
7	MINI CAM	10	27.9m	2:38.40	57.37s (2)	29.32s (1)
10	STRIKE POWER	11	36.9m	2:39.05	57.90s (0)	29.20s (0)

Finish Position and metres gained from 800m



Trots Sectionals
 Powered by
www.pjdata.com.au
 Home of PJ Trots Analyser

The Racing Queensland Board (trading as Racing Queensland) and provider are not responsible for the completeness or accuracy of any of the information contained herein, and makes no representations about its suitability for any purpose.


Albion Park Race 4 Distance 1660m

Friday, 24 November 2017

Gross Time: 2:00.10 MileRate: 1:56.40 LeadTime: 3.50s First Qtr: 28.00s Second Qtr: 31.30s Third Qtr: 27.40s Fourth Qtr: 29.90s

No	Horse	Plc	Margin	Time	800Time (W)	400 Time (W)
3	VANTO HANOVER	1	0.0m	2:00.10	56.87s (1)	29.30s (1)
9	OUR MAJOR DAY	2	1.8m	2:00.23	57.10s (0)	29.62s (0)
6	BETTING BARON	3	2.2m	2:00.26	56.21s (1)	28.70s (1)
1	SOI COWBOY	4	2.3m	2:00.27	57.46s (0)	30.07s (0)
11	NICKY MATTGREGOR	5	3.0m	2:00.32	56.87s (0)	29.26s (0)
7	ROCKNROLL AMBER	6	4.5m	2:00.44	57.54s (1)	30.07s (1)
10	SAN DOMINO	7	5.5m	2:00.51	57.21s (2)	30.27s (2)
4	HEAVENS HURRICANE	8	6.8m	2:00.61	56.83s (0)	29.15s (0)
2	LEORYAN	9	9.7m	2:00.83	57.26s (1)	29.85s (2)
12	BALTIC BLUE EYES	10	10.2m	2:00.86	57.01s (2)	29.20s (2)

Finish Position and metres gained from 800m



Trots Sectionals
 Powered by
www.pjdata.com.au
 Home of PJ Trots Analyser



The Racing Queensland Board (trading as Racing Queensland) and provider are not responsible for the completeness or accuracy of any of the information contained herein, and makes no representations about its suitability for any purpose.


Albion Park Race 5 Distance 1660m

Friday, 24 November 2017

Gross Time: 1:58.70 MileRate: 1:55.10 LeadTime: 3.50s First Qtr: 28.50s Second Qtr: 29.80s Third Qtr: 27.90s Fourth Qtr: 29.00s

No	Horse	Plc	Margin	Time	800Time (W)	400 Time (W)
9	GOTTA GLOW	1	0.0m	1:58.70	56.76s (1)	28.97s (1)
7	COUNTDOWN	2	0.5m	1:58.74	56.94s (0)	29.04s (0)
5	WEE JIMMY	3	4.7m	1:59.04	55.54s (2)	27.93s (2)
6	THE ENDEAVOUR	4	5.0m	1:59.06	56.81s (1)	29.00s (1)
10	MONARKMAC	5	5.3m	1:59.08	55.81s (1)	28.35s (1)
2	MY MASTERCRAFTSMA	6	5.5m	1:59.10	56.12s (2)	28.34s (2)
3	TOP TRIO	7	6.9m	1:59.20	56.61s (1)	28.79s (1)
1	YANKEE STRUTTER	8	7.1m	1:59.21	57.05s (0)	29.09s (0)
4	KETUT	9	9.1m	1:59.36	56.58s (0)	28.59s (0)
8	MONTCALM	10	11.1m	1:59.50	57.04s (0)	29.07s (0)

Finish Position and metres gained from 800m



Trots Sectionals
 Powered by
www.pjdata.com.au
 Home of PJ Trots Analyser



The Racing Queensland Board (trading as Racing Queensland) and provider are not responsible for the completeness or accuracy of any of the information contained herein, and makes no representations about its suitability for any purpose.

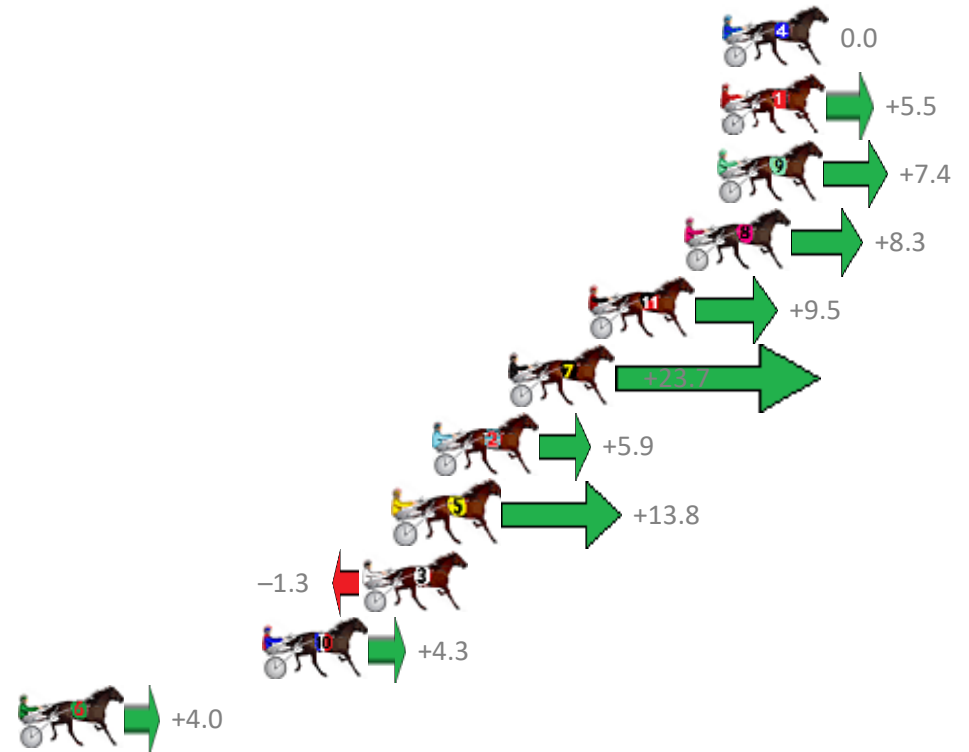
Albion Park Race 6 Distance 2138m

Friday, 24 November 2017

Gross Time: 2:34.90 MileRate: 1:56.60 LeadTime: 37.50s First Qtr: 29.80s Second Qtr: 29.90s Third Qtr: 28.50s Fourth Qtr: 29.20s

No	Horse	Plc	Margin	Time	800Time (W)	400 Time (W)
4	LEXY CAN WAIT	1	0.0m	2:34.90	57.70s (0)	29.20s (0)
1	ASHLEYS ANGEL	2	0.1m	2:34.91	57.30s (0)	28.74s (0)
9	GEORGIA GRACE	3	0.2m	2:34.91	57.17s (1)	28.95s (1)
8	THANKU THANKU	4	1.5m	2:35.01	57.10s (0)	28.54s (0)
11	LIGHTING COLONY	5	5.3m	2:35.29	57.01s (0)	28.48s (0)
7	MANDY KRIDEN	6	8.5m	2:35.52	55.99s (1)	28.36s (2)
2	SUBTLE ADVICE	7	11.5m	2:35.74	57.27s (1)	28.93s (1)
5	CHEERS KATHY	8	13.0m	2:35.85	56.70s (1)	29.04s (2)
3	ONE MANS PASS	9	14.3m	2:35.94	57.79s (1)	29.47s (1)
10	DUKE JUJON	10	18.3m	2:36.24	57.39s (1)	29.75s (2)
6	BETTOR TOGETHER	11	31.6m	2:37.21	57.41s (0)	29.65s (1)

Finish Position and metres gained from 800m



Trots Sectionals
 Powered by
www.pjdata.com.au
 Home of PJ Trots Analyser



The Racing Queensland Board (trading as Racing Queensland) and provider are not responsible for the completeness or accuracy of any of the information contained herein, and makes no representations about its suitability for any purpose.