

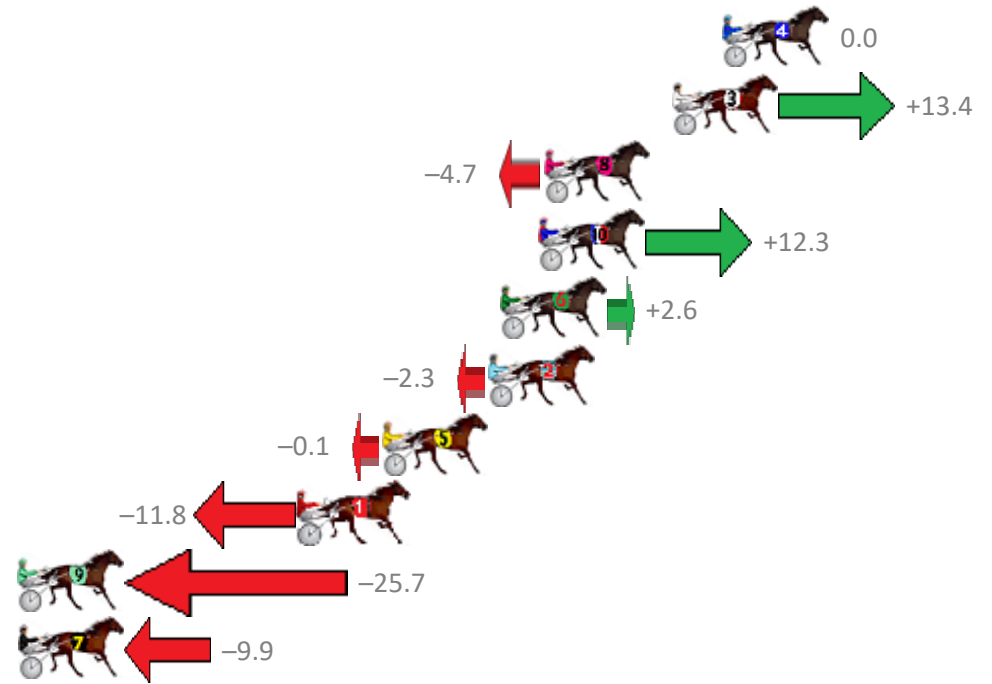
Redcliffe Race 1 Distance 2040m

Wednesday, 20 December 2017

Gross Time: 2:31.50 MileRate: 1:59.50 LeadTime: 31.20s First Qtr: 29.70s Second Qtr: 30.60s Third Qtr: 29.10s Fourth Qtr: 30.90s

No	Horse	Plc	Margin	Time	800Time (W)	400 Time (W)
4	MY MOJO	1	0.0m	2:31.50	60.00s (0)	30.90s (0)
3	HAVETOGETAWAYMOR	2	2.0m	2:31.65	58.99s (1)	30.25s (1)
8	CELTIC CRUZA	3	7.1m	2:32.05	60.35s (1)	31.20s (1)
10	PROFICIENT	4	7.3m	2:32.06	59.08s (1)	30.20s (1)
6	CALCAVADO	5	8.8m	2:32.18	59.81s (1)	30.76s (3)
2	BRONZE ECSTASY	6	9.3m	2:32.22	60.17s (1)	31.09s (2)
5	ASHLEYS ANGEL	7	13.5m	2:32.54	60.01s (0)	30.26s (1)
1	ONE TO TANGO	8	16.8m	2:32.80	60.88s (0)	31.49s (0)
9	KAANAPALI	9	34.9m	2:34.20	61.93s (0)	32.38s (0)
7	WEASEL	10	38.3m	2:34.46	60.74s (1)	31.62s (0)

Finish Position and metres gained from 800m



Trots Sectionals
 Powered by
www.pjdata.com.au
 Home of PJ Trots Analyser



The Racing Queensland Board (trading as Racing Queensland) and provider are not responsible for the completeness or accuracy of any of the information contained herein, and makes no representations about its suitability for any purpose.

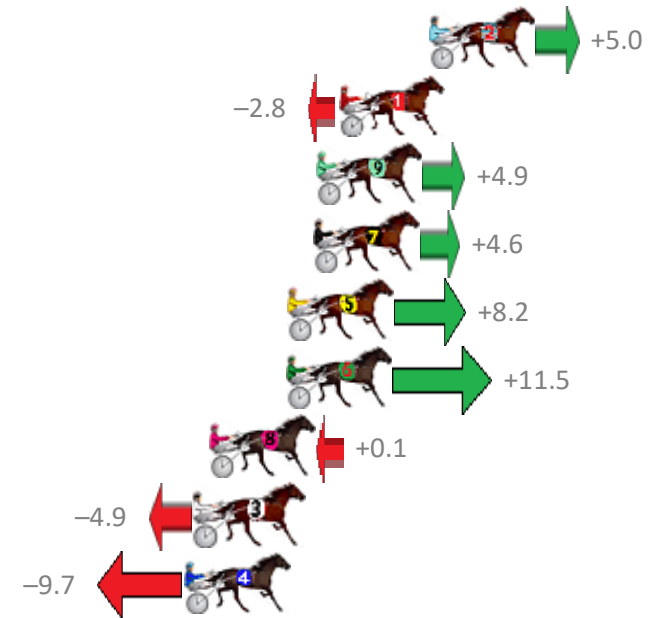
Redcliffe Race 2 Distance 1780m

Wednesday, 20 December 2017

Gross Time: 2:11.10 MileRate: 1:58.50 LeadTime: 11.00s First Qtr: 29.60s Second Qtr: 31.20s Third Qtr: 29.20s Fourth Qtr: 30.10s

No	Horse	Plc	Margin	Time	800Time (W)	400 Time (W)
2	VADER	1	0.0m	2:11.10	58.93s (0)	29.78s (0)
1	SPONDOOLEY	2	3.6m	2:11.37	59.51s (0)	30.37s (0)
9	MASTER MONTANA	3	4.5m	2:11.44	58.94s (2)	30.17s (2)
7	ROYAL TAZ	4	4.6m	2:11.45	58.96s (0)	29.78s (0)
5	GUYS BETTOR BET	5	5.6m	2:11.52	58.69s (2)	29.93s (2)
6	BETTOR TOGETHER	6	5.7m	2:11.53	58.45s (1)	29.43s (2)
8	ALTANA BLUE	7	8.7m	2:11.75	59.29s (1)	29.96s (1)
3	BLACK BELT	8	9.3m	2:11.80	59.66s (1)	30.38s (1)
4	DONNY JONES	9	9.7m	2:11.83	60.02s (1)	30.81s (1)

Finish Position and metres gained from 800m



Trots Sectionals
 Powered by
www.pjdata.com.au
 Home of PJ Trots Analyser



The Racing Queensland Board (trading as Racing Queensland) and provider are not responsible for the completeness or accuracy of any of the information contained herein, and makes no representations about its suitability for any purpose.

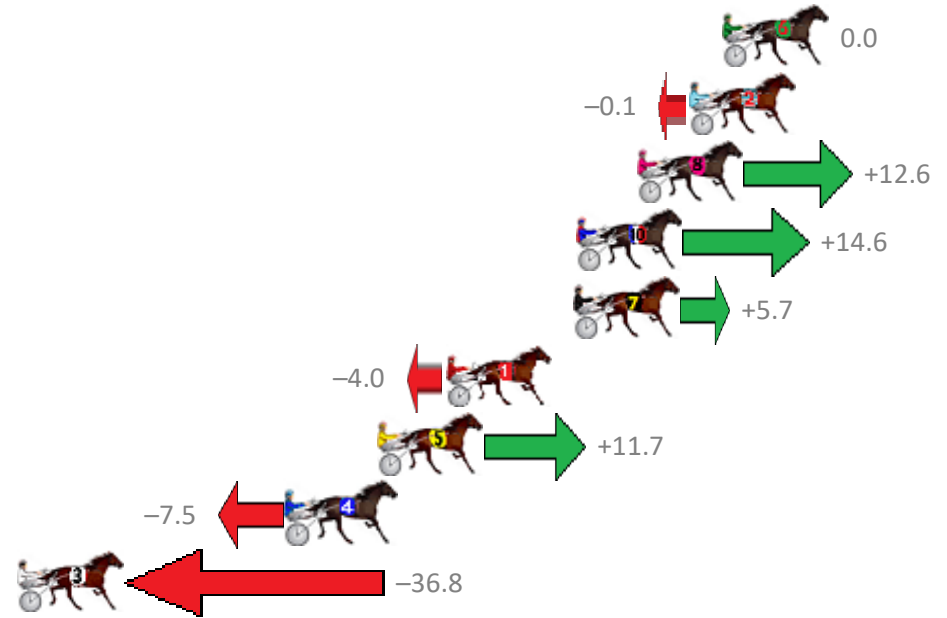
Redcliffe Race 3 Distance 1780m

Wednesday, 20 December 2017

Gross Time: 2:13.40 MileRate: 2:00.60 LeadTime: 11.60s First Qtr: 30.10s Second Qtr: 30.80s Third Qtr: 28.80s Fourth Qtr: 32.10s

No	Horse	Plc	Margin	Time	800Time (W)	400 Time (W)
6	ELLBEEBLISS	1	0.0m	2:13.40	60.90s (1)	32.10s (1)
2	CAPTURE ME	2	1.3m	2:13.50	60.91s (0)	32.19s (0)
8	WHAT A FLIGHT	3	3.4m	2:13.67	59.94s (1)	31.01s (2)
10	CORPORAL JUJON	4	5.8m	2:13.87	59.79s (1)	30.85s (3)
7	FALCON VISTA	5	5.9m	2:13.87	60.47s (0)	31.59s (0)
1	CHICKEN ON A CHAIN	6	11.0m	2:14.28	61.20s (0)	32.34s (0)
5	ETERNAL GLORY	7	13.7m	2:14.50	60.01s (1)	31.23s (0)
4	WASTE OF TIME	8	17.3m	2:14.79	61.47s (1)	32.49s (2)
3	JUDAH BEN HUR	9	42.2m	2:16.79	63.70s (1)	34.68s (1)

Finish Position and metres gained from 800m



Trots Sectionals
 Powered by
www.pjdata.com.au
 Home of PJ Trots Analyser



The Racing Queensland Board (trading as Racing Queensland) and provider are not responsible for the completeness or accuracy of any of the information contained herein, and makes no representations about its suitability for any purpose.


Redcliffe Race 4 Distance 1780m

Wednesday, 20 December 2017

Gross Time: 2:11.90 MileRate: 1:59.30 LeadTime: 11.50s First Qtr: 29.70s Second Qtr: 31.60s Third Qtr: 29.00s Fourth Qtr: 30.10s

No	Horse	Plc	Margin	Time	800Time (W)	400 Time (W)
10	COTTON COLD CANDY	1	0.0m	2:11.90	58.02s (1)	29.78s (2)
6	LEVI JADE	2	13.7m	2:12.93	59.76s (1)	30.77s (1)
9	DAPPER	3	17.0m	2:13.18	60.31s (1)	31.32s (1)
5	TRAIN WRECK	4	19.6m	2:13.37	58.82s (1)	30.52s (2)
1	SCOTT TOM	5	20.2m	2:13.42	60.59s (0)	31.62s (0)
4	SWAFFHAM WATER	6	20.8m	2:13.47	59.22s (1)	30.55s (1)
3	ITS ALL TORQUE	7	21.7m	2:13.53	59.96s (1)	30.94s (1)
2	LYNCHMAN	8	25.1m	2:13.79	60.63s (0)	31.67s (0)
8	TURBOTUFFTALK	9	25.2m	2:13.80	60.27s (0)	31.30s (0)

Finish Position and metres gained from 800m



Trots Sectionals
 Powered by
www.pjdata.com.au
 Home of PJ Trots Analyser



The Racing Queensland Board (trading as Racing Queensland) and provider are not responsible for the completeness or accuracy of any of the information contained herein, and makes no representations about its suitability for any purpose.

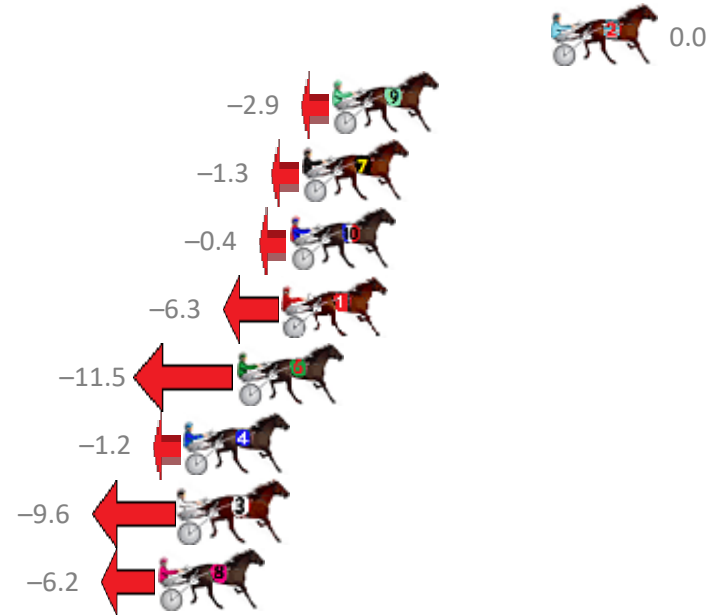
Redcliffe Race 5 Distance 2280m

Wednesday, 20 December 2017

Gross Time: 2:48.90 MileRate: 1:59.20 LeadTime: 50.30s First Qtr: 29.70s Second Qtr: 31.10s Third Qtr: 28.30s Fourth Qtr: 29.50s

No Horse	Plc	Margin	Time	800Time (W)	400 Time (W)
2 GEORGIA GRACE	1	0.0m	2:48.90	57.80s (0)	29.50s (0)
9 ALLELUIA	2	8.7m	2:49.54	58.01s (2)	29.65s (2)
7 THE SHADY ONE	3	9.9m	2:49.63	57.89s (0)	29.51s (0)
10 JACKAROO BROMAC	4	10.4m	2:49.67	57.83s (2)	29.47s (2)
1 WEE JIMMY	5	10.7m	2:49.69	58.26s (0)	29.89s (0)
6 MIND THE WIRE	6	12.5m	2:49.82	58.63s (1)	30.23s (1)
4 MONARKMAC	7	14.6m	2:49.98	57.89s (0)	29.44s (0)
3 MURANO	8	14.8m	2:49.99	58.49s (1)	30.06s (1)
8 BETTABE PERFECT	9	15.6m	2:50.05	58.25s (1)	29.81s (1)

Finish Position and metres gained from 800m



Trots Sectionals
 Powered by
www.pjdata.com.au
 Home of PJ Trots Analyser



The Racing Queensland Board (trading as Racing Queensland) and provider are not responsible for the completeness or accuracy of any of the information contained herein, and makes no representations about its suitability for any purpose.

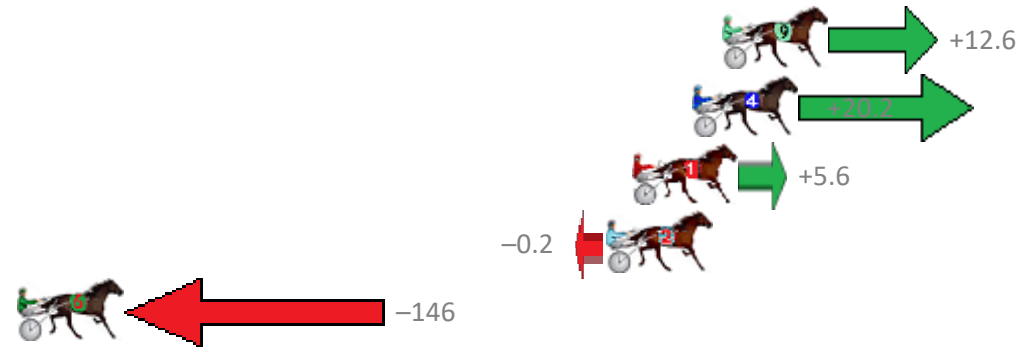
Redcliffe Race 6 Distance 1780m

Wednesday, 20 December 2017

Gross Time: 2:15.30 MileRate: 2:02.30 LeadTime: 11.60s First Qtr: 31.10s Second Qtr: 31.40s Third Qtr: 30.60s Fourth Qtr: 30.60s

No Horse	Plc	Margin	Time	800Time (W)	400 Time (W)
9 MISTER CHOMP	1	0.0m	2:15.30	60.24s (1)	30.60s (2)
4 ARCHIECANO	2	1.2m	2:15.39	59.65s (1)	29.80s (1)
1 PRIVATE JUJON	3	3.6m	2:15.58	60.77s (0)	30.28s (0)
2 BUDDY STOKED	4	4.6m	2:15.65	61.22s (0)	30.72s (0)
6 NOTTELLINYA	5	163.3m	2:27.79	72.30s (0)	41.93s (0)

Finish Position and metres gained from 800m



Trots Sectionals
 Powered by
www.pjdata.com.au
 Home of PJ Trots Analyser



The Racing Queensland Board (trading as Racing Queensland) and provider are not responsible for the completeness or accuracy of any of the information contained herein, and makes no representations about its suitability for any purpose.


Redcliffe Race 7 Distance 1780m

Wednesday, 20 December 2017

Gross Time: 2:14.40 MileRate: 2:01.60 LeadTime: 11.70s First Qtr: 31.80s Second Qtr: 31.40s Third Qtr: 29.10s Fourth Qtr: 30.40s

No	Horse	Plc	Margin	Time	800Time (W)	400 Time (W)
6	HEAVENS HURRICANE	1	0.0m	2:14.40	59.50s (0)	30.40s (0)
3	ALWAYS A JEWEL	2	13.5m	2:15.43	59.91s (1)	30.53s (1)
2	FORTES IN FIDE	3	18.3m	2:15.79	59.83s (1)	30.45s (1)
7	ARK TEAMO	4	19.0m	2:15.84	60.85s (1)	31.27s (1)
1	THANKHEAVNFORGIRLS	5	28.1m	2:16.54	60.79s (0)	31.56s (0)
4	WESTERN FALCON	6	32.3m	2:16.85	61.55s (0)	32.32s (0)
5	BABY LUV	7	40.4m	2:17.47	60.96s (0)	31.19s (0)

Finish Position and metres gained from 800m



Trots Sectionals
 Powered by
www.pjdata.com.au
 Home of PJ Trots Analyser



The Racing Queensland Board (trading as Racing Queensland) and provider are not responsible for the completeness or accuracy of any of the information contained herein, and makes no representations about its suitability for any purpose.

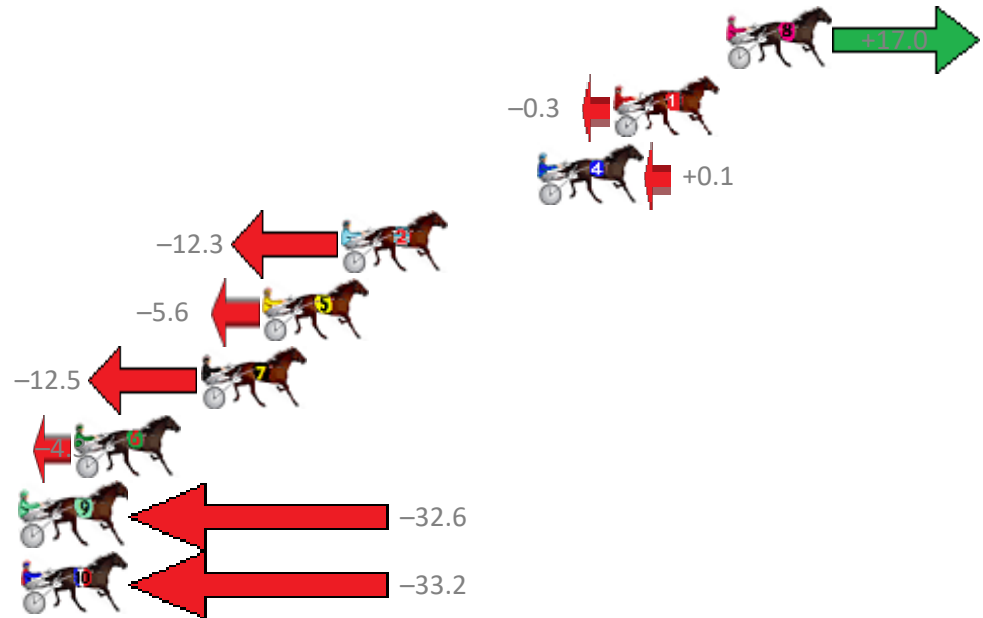
Redcliffe Race 8 Distance 1780m

Wednesday, 20 December 2017

Gross Time: 2:16.80 MileRate: 2:03.70 LeadTime: 11.60s First Qtr: 32.30s Second Qtr: 33.50s Third Qtr: 29.20s Fourth Qtr: 30.20s

No	Horse	Plc	Margin	Time	800Time (W)	400 Time (W)
8	BETTER THEN HEAVEN	1	0.0m	2:16.80	58.14s (2)	29.26s (2)
1	NICKY MATTGREGOR	2	4.5m	2:17.14	59.42s (0)	30.54s (0)
4	WEDDING NIGHT	3	7.5m	2:17.37	59.39s (1)	30.13s (1)
2	REDDY MAJOR	4	15.3m	2:17.96	60.31s (1)	30.95s (0)
5	CERTAINLY WAITNSEE	5	18.4m	2:18.19	59.82s (1)	30.26s (0)
7	SAKOY	6	20.9m	2:18.38	60.33s (0)	30.89s (0)
6	MIDLOIN BLUES	7	25.9m	2:18.76	59.72s (1)	30.31s (0)
9	BARBOO	8	46.6m	2:20.32	61.82s (0)	30.85s (0)
10	ELITE TORQUE	9	53.2m	2:20.82	61.87s (0)	31.12s (1)

Finish Position and metres gained from 800m



Trots Sectionals
 Powered by
www.pjdata.com.au
 Home of PJ Trots Analyser



The Racing Queensland Board (trading as Racing Queensland) and provider are not responsible for the completeness or accuracy of any of the information contained herein, and makes no representations about its suitability for any purpose.