

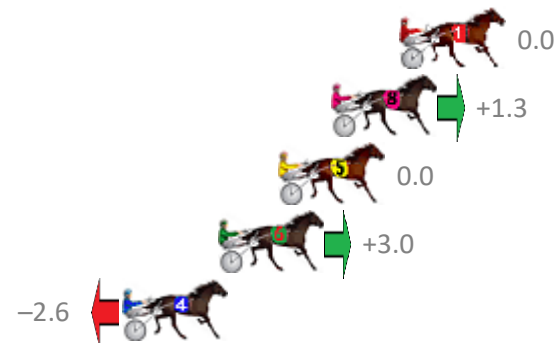
# Albion Park Race 1 Distance 2647m

Tuesday, 2 January 2018

Gross Time: 3:31.70 MileRate: 2:08.70 LeadTime: 88.90s First Qtr: 33.50s Second Qtr: 32.20s Third Qtr: 29.30s Fourth Qtr: 27.80s

No	Horse	Plc	Margin	Time	800Time (W)	400 Time (W)
1	TAIMATE SUCCESS	1	0.0m	3:31.70	57.10s (0)	27.80s (0)
8	TWICE AS MUCH	2	2.7m	3:31.89	57.01s (1)	27.77s (1)
5	JUSTABITCOCO	3	4.8m	3:32.03	57.10s (0)	27.73s (0)
6	SCORCHED	4	7.2m	3:32.20	56.89s (0)	27.47s (0)
4	STONED AGAIN	5	11.0m	3:32.46	57.29s (1)	27.94s (1)

Finish Position and metres gained from 800m



Trots Sectionals  
 Powered by  
[www.pjdata.com.au](http://www.pjdata.com.au)  
 Home of PJ Trots Analyser










The Racing Queensland Board (trading as Racing Queensland) and provider are not responsible for the completeness or accuracy of any of the information contained herein, and makes no representations about its suitability for any purpose.

# Albion Park Race 2 Distance 1660m

Tuesday, 2 January 2018

Gross Time: 1:57.10 MileRate: 1:53.60 LeadTime: 3.40s First Qtr: 27.90s Second Qtr: 29.00s Third Qtr: 28.40s Fourth Qtr: 28.40s

No Horse	Plc	Margin	Time	800Time (W)	400 Time (W)	Finish Position and metres gained from 800m
5 SURFACE TO AIR	1	0.0m	1:57.10	56.80s (0)	28.40s (0)	 0.0
3 TIME TRAVELLER	2	37.0m	1:59.73	58.93s (1)	30.15s (2)	 ← -30.0
7 SLIPASLYGRIN	3	38.8m	1:59.85	58.35s (1)	29.66s (2)	 ← -21.8
6 THE CARINGBAH KID	4	42.8m	2:00.14	59.71s (1)	30.89s (1)	 ← -41
4 MINI CAM	5	44.0m	2:00.22	59.04s (1)	30.33s (1)	 ← -32
1 CAGNEY	6	59.8m	2:01.35	60.26s (0)	31.17s (0)	 ← -49
2 PALE BEAR BOO	7	61.2m	2:01.45	60.73s (0)	32.25s (0)	 ← -55.4



Trots Sectionals  
 Powered by  
[www.pjdata.com.au](http://www.pjdata.com.au)  
 Home of PJ Trots Analyser



The Racing Queensland Board (trading as Racing Queensland) and provider are not responsible for the completeness or accuracy of any of the information contained herein, and makes no representations about its suitability for any purpose.

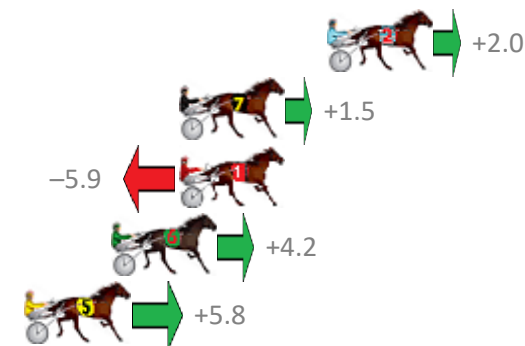
# Albion Park Race 3 Distance 1660m

Tuesday, 2 January 2018

Gross Time: 1:57.80 MileRate: 1:54.20 LeadTime: 3.40s First Qtr: 28.10s Second Qtr: 30.90s Third Qtr: 27.30s Fourth Qtr: 28.10s

No	Horse	Plc	Margin	Time	800Time (W)	400 Time (W)
2	MAJOR CAM	1	0.0m	1:57.80	55.26s (1)	28.10s (1)
7	ANOTHER BROADWAY	2	5.9m	1:58.21	55.30s (1)	28.19s (1)
1	STORMFORTHEBOYS	3	5.9m	1:58.21	55.81s (0)	28.43s (0)
6	TALLYHO BROMAC	4	8.6m	1:58.40	55.11s (1)	28.02s (1)
5	BULL MARKET	5	12.0m	1:58.64	55.00s (1)	28.38s (0)

Finish Position and metres gained from 800m



Trots Sectionals  
 Powered by  
[www.pjdata.com.au](http://www.pjdata.com.au)  
 Home of PJ Trots Analyser



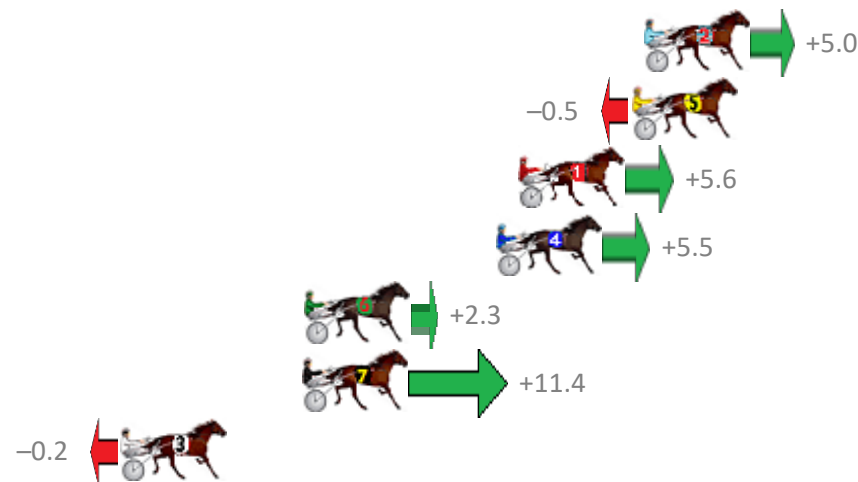
# Albion Park Race 4 Distance 1660m

Tuesday, 2 January 2018

Gross Time: 1:57.90 MileRate: 1:54.30 LeadTime: 3.30s First Qtr: 29.40s Second Qtr: 30.30s Third Qtr: 26.80s Fourth Qtr: 28.10s

No	Horse	Plc	Margin	Time	800Time (W)	400 Time (W)
2	JANGO FETT	1	0.0m	1:57.90	54.56s (0)	27.75s (0)
5	FIREBBY	2	0.5m	1:57.94	54.93s (0)	28.14s (0)
1	MANDY KRIDEN	3	5.0m	1:58.25	54.52s (0)	27.79s (0)
4	SUBTLE DELIGHT	4	5.9m	1:58.31	54.52s (1)	27.92s (1)
6	YANKEE STRUTTER	5	13.5m	1:58.85	54.74s (1)	28.02s (0)
7	RIVERLEIGH ROCKET	6	13.6m	1:58.86	54.12s (0)	27.72s (0)
3	PARISIAN ROCKSTAR	7	20.8m	1:59.36	54.91s (1)	28.23s (1)

Finish Position and metres gained from 800m



Trots Sectionals  
 Powered by  
[www.pjdata.com.au](http://www.pjdata.com.au)  
 Home of PJ Trots Analyser



The Racing Queensland Board (trading as Racing Queensland) and provider are not responsible for the completeness or accuracy of any of the information contained herein, and makes no representations about its suitability for any purpose.

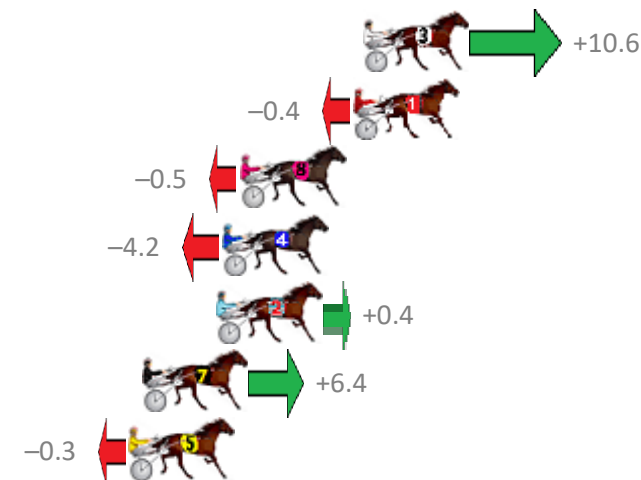
# Albion Park Race 5 Distance 1660m

Tuesday, 2 January 2018

Gross Time: 2:00.30 MileRate: 1:56.60 LeadTime: 3.50s First Qtr: 29.60s Second Qtr: 30.20s Third Qtr: 29.20s Fourth Qtr: 27.80s

No	Horse	Plc	Margin	Time	800Time (W)	400 Time (W)
3	LONG ROAD TO FAME	1	0.0m	2:00.30	56.24s (1)	27.01s (1)
1	MR MEDDLE	2	0.4m	2:00.33	57.03s (0)	27.83s (0)
8	GUTS	3	4.9m	2:00.64	57.04s (0)	27.78s (0)
4	ONLY IN ROME	4	5.6m	2:00.69	57.30s (1)	28.06s (1)
2	OCEANS PREDATOR	5	5.8m	2:00.70	56.97s (1)	27.72s (1)
7	ROCKY CARRINGTON	6	8.8m	2:00.91	56.54s (1)	27.30s (1)
5	JUDAH BEN HUR	7	9.3m	2:00.95	57.02s (0)	27.70s (0)

Finish Position and metres gained from 800m



Trots Sectionals  
 Powered by  
[www.pjdata.com.au](http://www.pjdata.com.au)  
 Home of PJ Trots Analyser



The Racing Queensland Board (trading as Racing Queensland) and provider are not responsible for the completeness or accuracy of any of the information contained herein, and makes no representations about its suitability for any purpose.

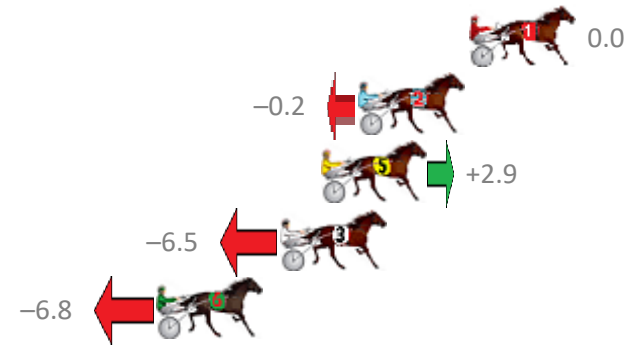
# Albion Park Race 6 Distance 2138m

Tuesday, 2 January 2018

Gross Time: 2:38.00 MileRate: 1:58.90 LeadTime: 39.40s First Qtr: 31.30s Second Qtr: 30.80s Third Qtr: 28.20s Fourth Qtr: 28.30s

No	Horse	Plc	Margin	Time	800Time (W)	400 Time (W)
1	IMA GRUMPY POSSUM	1	0.0m	2:38.00	56.50s (0)	28.30s (0)
2	ONE EYED TERROR	2	4.4m	2:38.31	56.51s (0)	28.24s (0)
5	CONTROVERSIAL	3	5.9m	2:38.42	56.30s (0)	28.43s (2)
3	PHANTOM ROCKSTAR	4	7.5m	2:38.53	56.96s (1)	28.83s (1)
6	MACH CULLEN	5	12.4m	2:38.88	56.98s (1)	28.82s (1)

Finish Position and metres gained from 800m



Trots Sectionals  
 Powered by  
[www.pjdata.com.au](http://www.pjdata.com.au)  
 Home of PJ Trots Analyser



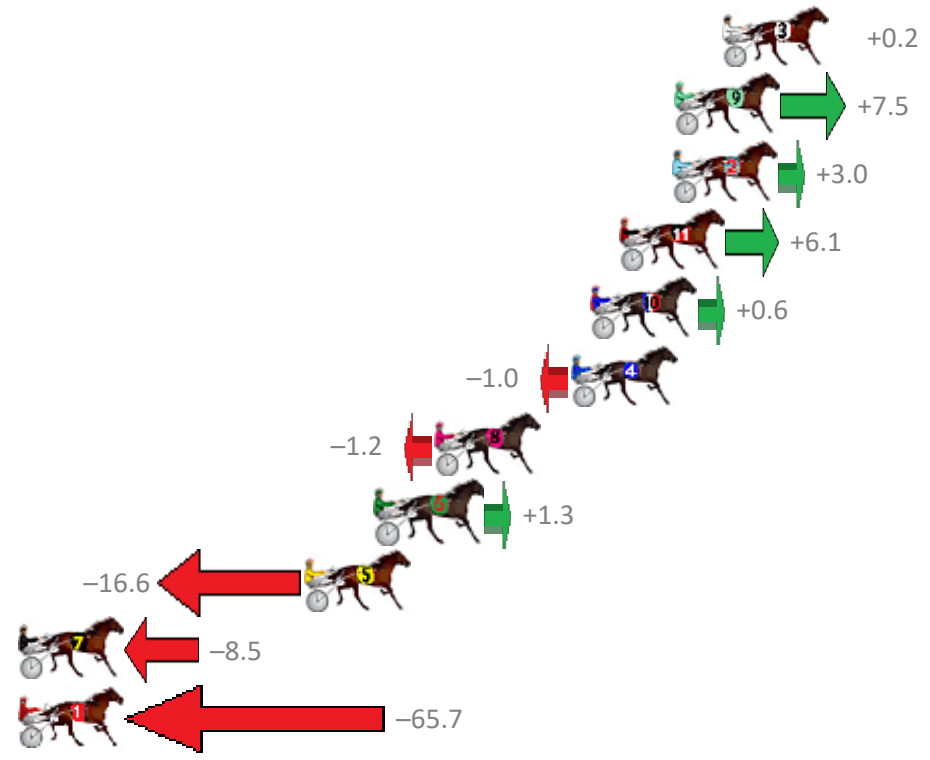
# Albion Park Race 7 Distance 1660m

Tuesday, 2 January 2018

Gross Time: 1:58.70 MileRate: 1:55.10 LeadTime: 3.50s First Qtr: 29.10s Second Qtr: 30.00s Third Qtr: 28.00s Fourth Qtr: 28.10s

No	Horse	Plc	Margin	Time	800Time (W)	400 Time (W)
3	MISTER BLACKJACK	1	0.0m	1:58.70	56.09s (0)	28.10s (0)
9	HEY PORSHA	2	1.9m	1:58.83	55.57s (0)	27.52s (0)
2	THE MUSE	3	2.0m	1:58.84	55.89s (0)	27.88s (0)
11	THATS HOW WEROLL	4	4.1m	1:58.99	55.67s (2)	27.76s (2)
10	CLINTAL DO	5	5.2m	1:59.07	56.06s (2)	28.16s (2)
4	CIRCLE LINE	6	6.0m	1:59.12	56.17s (1)	28.07s (1)
8	IM NORMA JEAN	7	11.4m	1:59.50	56.18s (1)	28.11s (1)
6	BACK PAGE NEWS	8	13.7m	1:59.66	56.01s (2)	28.04s (2)
5	RARING TO GO	9	16.6m	1:59.87	57.26s (1)	29.17s (1)
7	HE CAN TALK	10	28.7m	2:00.72	56.70s (1)	28.80s (1)
1	MY LADY LINDA	11	110.1m	2:06.43	60.71s (0)	29.51s (0)

Finish Position and metres gained from 800m



Trots Sectionals  
 Powered by  
[www.pjdata.com.au](http://www.pjdata.com.au)  
 Home of PJ Trots Analyser



The Racing Queensland Board (trading as Racing Queensland) and provider are not responsible for the completeness or accuracy of any of the information contained herein, and makes no representations about its suitability for any purpose.