


Albion Park Race 1 Distance 1660m

Saturday, 6 January 2018

Gross Time: 1:56.40 MileRate: 1:52.90 LeadTime: 3.30s First Qtr: 27.30s Second Qtr: 29.70s Third Qtr: 27.50s Fourth Qtr: 28.60s

NoHorse	Plc	Margin	Time	800Time (W)	400 Time (W)
1 MAYWYNS BEST	1	0.0m	1:56.40	56.10s (0)	28.60s (0)
3 CROFT BAY	2	5.3m	1:56.78	55.67s (2)	28.45s (2)
4 WYNBERG TERROR	3	8.0m	1:56.97	56.46s (1)	29.07s (1)
8 SAMMYS A KRIDEN	4	12.8m	1:57.32	56.62s (0)	29.11s (0)
6 YOUNG AMERICAN	5	12.8m	1:57.32	55.83s (0)	28.21s (0)
5 RATE HIGHLY	6	14.1m	1:57.41	55.59s (1)	28.11s (1)
12 SICILIAN SLUMBER	7	14.8m	1:57.46	55.67s (2)	28.11s (2)
2 COMPLY OR DIE	8	15.0m	1:57.47	56.63s (1)	28.86s (1)
9 WEE JIMMY	9	18.2m	1:57.70	56.63s (0)	28.96s (0)
7 ARROKEEFE	10	18.5m	1:57.72	55.57s (2)	28.28s (0)
10 SECRET SMILE	11	18.5m	1:57.72	56.26s (2)	28.69s (2)
11 CHEERS KATHY	12	19.6m	1:57.80	56.58s (1)	28.83s (1)



Trots Sectionals
 Powered by
www.pjdata.com.au
 Home of PJ Trots Analyser



The Racing Queensland Board (trading as Racing Queensland) and provider are not responsible for the completeness or accuracy of any of the information contained herein, and makes no representations about its suitability for any purpose.

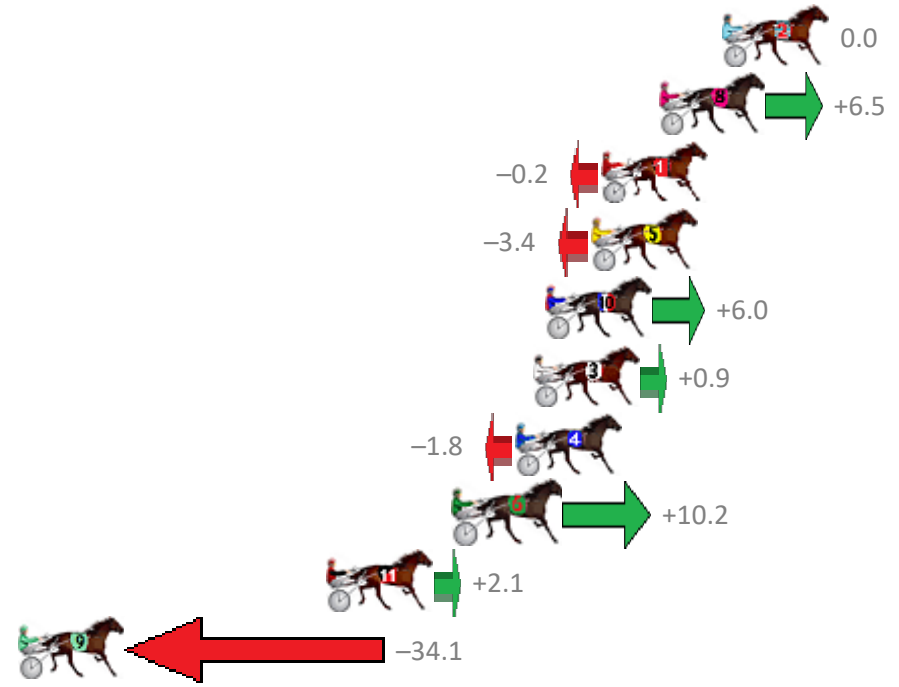
Albion Park Race 2 Distance 1660m

Saturday, 6 January 2018

Gross Time: 1:57.40 MileRate: 1:53.80 LeadTime: 3.40s First Qtr: 27.40s Second Qtr: 30.70s Third Qtr: 27.80s Fourth Qtr: 28.10s

No	Horse	Plc	Margin	Time	800Time (W)	400 Time (W)
2	OVERLAP	1	0.0m	1:57.40	55.90s (0)	28.10s (0)
8	CLARKEY	2	2.5m	1:57.58	55.45s (0)	27.63s (0)
1	LOMBO RANMILES	3	4.8m	1:57.74	55.91s (0)	28.10s (0)
5	MUNROE	4	5.2m	1:57.77	56.14s (1)	28.34s (1)
10	POLISHED ROCKS	5	7.0m	1:57.89	55.48s (2)	27.95s (2)
3	WRITTEN IN RED	6	7.5m	1:57.93	55.84s (2)	28.29s (2)
4	COLD IDEAL	7	8.2m	1:57.98	56.03s (1)	28.25s (1)
6	THE SPACE INVADER	8	10.6m	1:58.14	55.19s (1)	28.04s (1)
11	ANOTHER BROADWAY	9	15.7m	1:58.50	55.75s (2)	28.26s (2)
9	BETTABE PERFECT	10	154.1m	2:08.23	58.28s (0)	29.79s (0)

Finish Position and metres gained from 800m



Trots Sectionals
 Powered by
www.pjdata.com.au
 Home of PJ Trots Analyser



The Racing Queensland Board (trading as Racing Queensland) and provider are not responsible for the completeness or accuracy of any of the information contained herein, and makes no representations about its suitability for any purpose.

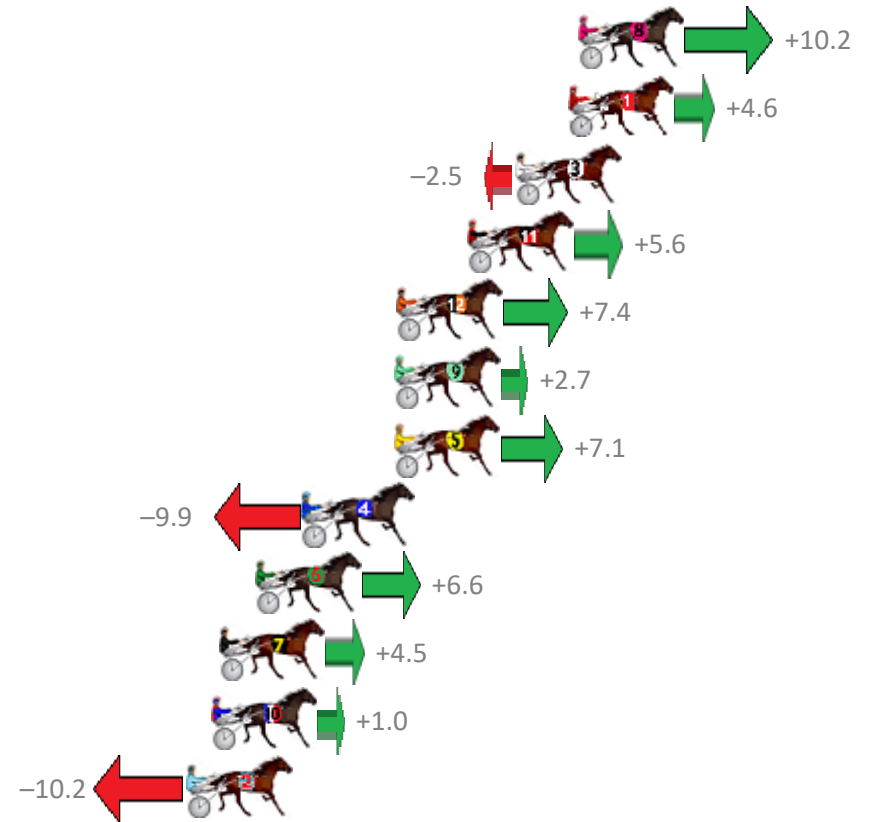
Albion Park Race 3 Distance 2138m

Saturday, 6 January 2018

Gross Time: 2:36.60 MileRate: 1:57.90 LeadTime: 37.30s First Qtr: 31.60s Second Qtr: 30.20s Third Qtr: 28.50s Fourth Qtr: 29.00s

No	Horse	Plc	Margin	Time	800Time (W)	400 Time (W)
8	CONSTANTLYSIDEWAYS	1	0.0m	2:36.60	56.77s (0)	28.30s (0)
1	ONLY IN ROME	2	0.4m	2:36.63	57.17s (0)	28.70s (0)
3	KARLOO MAC	3	2.5m	2:36.78	57.68s (0)	29.18s (0)
11	GASMONKEY	4	4.4m	2:36.92	57.10s (2)	28.90s (2)
12	MASTER MONTANA	5	7.2m	2:37.12	56.97s (2)	28.75s (2)
9	RIVERLEIGH JEFF	6	7.3m	2:37.13	57.31s (1)	28.79s (1)
5	RUATO BAY	7	7.3m	2:37.13	56.99s (1)	28.47s (1)
4	WEEDONS EXPRESS	8	10.9m	2:37.39	58.21s (1)	29.73s (1)
6	FIERY BLUE CHIP	9	12.8m	2:37.53	57.03s (1)	28.54s (1)
7	GERONIMO BEAU	10	14.3m	2:37.64	57.18s (2)	28.96s (2)
10	JACCKA LONNY	11	14.6m	2:37.66	57.43s (0)	28.99s (0)
2	TARIN KOWT	12	15.6m	2:37.73	58.23s (1)	29.73s (1)

Finish Position and metres gained from 800m



Trots Sectionals
 Powered by
www.pjdata.com.au
 Home of PJ Trots Analyser



The Racing Queensland Board (trading as Racing Queensland) and provider are not responsible for the completeness or accuracy of any of the information contained herein, and makes no representations about its suitability for any purpose.


Albion Park Race 4 Distance 1660m

Saturday, 6 January 2018

Gross Time: 1:59.10 MileRate: 1:55.50 LeadTime: 3.30s First Qtr: 26.80s Second Qtr: 31.30s Third Qtr: 30.20s Fourth Qtr: 27.50s

No	Horse	Plc	Margin	Time	800Time (W)	400 Time (W)
2	CATCHA LEFTY	1	0.0m	1:59.10	57.70s (0)	27.50s (0)
1	LANCELOT BROMAC	2	0.8m	1:59.15	57.45s (0)	27.27s (0)
7	GLENFERRIE HOOD	3	4.1m	1:59.38	56.51s (1)	26.59s (3)
3	VILLAGE WITCH	4	4.7m	1:59.42	57.20s (1)	27.31s (3)
4	WITHALOTOFLUCK	5	5.6m	1:59.49	56.92s (1)	27.05s (3)
8	MARKEY OH MARKEY	6	6.1m	1:59.52	57.46s (0)	27.26s (0)
6	MAJOR CAM	7	6.3m	1:59.53	57.98s (1)	27.82s (1)
5	IDEAL SCOTT	8	10.5m	1:59.82	57.97s (1)	27.84s (2)

Finish Position and metres gained from 800m



Trots Sectionals
 Powered by
www.pjdata.com.au
 Home of PJ Trots Analyser



The Racing Queensland Board (trading as Racing Queensland) and provider are not responsible for the completeness or accuracy of any of the information contained herein, and makes no representations about its suitability for any purpose.


Albion Park Race 5 Distance 1660m

Saturday, 6 January 2018

Gross Time: 1:57.10 MileRate: 1:53.60 LeadTime: 3.30s First Qtr: 28.80s Second Qtr: 29.50s Third Qtr: 27.50s Fourth Qtr: 28.00s

No	Horse	Plc	Margin	Time	800Time (W)	400 Time (W)
1	BODHI TREE	1	0.0m	1:57.10	55.50s (0)	28.00s (0)
8	DRIVE THE DREAM	2	0.2m	1:57.11	55.15s (0)	27.69s (0)
2	DIESEL SHANNON	3	4.6m	1:57.42	55.42s (1)	27.86s (2)
6	CHEVAL ZEPPENOLOGY	4	4.7m	1:57.43	55.09s (1)	27.50s (2)
3	COUNTDOWN	5	5.0m	1:57.45	55.78s (1)	28.15s (1)
9	WAR DAN APOLLO	6	7.7m	1:57.64	55.28s (0)	27.84s (0)
4	KETUT	7	11.4m	1:57.90	55.24s (1)	27.66s (2)
10	MONUMENTAL	8	12.0m	1:57.94	55.25s (0)	27.79s (0)
12	THE CHARGING MOA	9	13.9m	1:58.07	54.70s (1)	27.26s (1)
7	MIDNIGHT PROWLER	10	14.3m	1:58.10	55.01s (0)	27.59s (0)
11	MURANO	11	16.2m	1:58.23	55.22s (1)	27.69s (2)
5	BRING ON LEFTY	12	18.7m	1:58.41	54.70s (1)	27.33s (0)

Finish Position and metres gained from 800m



Trots Sectionals
 Powered by
www.pjdata.com.au
 Home of PJ Trots Analyser



The Racing Queensland Board (trading as Racing Queensland) and provider are not responsible for the completeness or accuracy of any of the information contained herein, and makes no representations about its suitability for any purpose.


Albion Park Race 6 Distance 1660m

Saturday, 6 January 2018

Gross Time: 1:59.40 MileRate: 1:55.70 LeadTime: 3.50s First Qtr: 28.50s Second Qtr: 31.30s Third Qtr: 28.50s Fourth Qtr: 27.60s

No	Horse	Plc	Margin	Time	800Time (W)	400 Time (W)
4	SACHE GIRL	1	0.0m	1:59.40	55.75s (0)	27.17s (0)
3	COTTON COLD CANDY	2	1.5m	1:59.50	56.21s (0)	27.70s (0)
1	OUR DIAMOND EDITON	3	10.5m	2:00.12	56.15s (0)	27.54s (0)
8	BALTIC BLUE EYES	4	14.7m	2:00.41	56.11s (0)	27.54s (0)
10	HEY PORSHA	5	17.7m	2:00.62	56.39s (1)	27.94s (3)
5	HAVETOGETAWAYMOR	6	17.8m	2:00.63	55.95s (0)	27.39s (1)
6	CALL ME YOURS	7	17.8m	2:00.63	56.09s (1)	27.75s (1)
9	GLENFERRIE BABY	8	19.1m	2:00.72	56.84s (1)	28.20s (2)
2	EVELYN JAY	9	20.1m	2:00.79	57.24s (1)	28.52s (1)
7	DIAMONDSFROMHEAV	10	23.0m	2:00.99	56.14s (1)	27.59s (2)

Finish Position and metres gained from 800m



Trots Sectionals
 Powered by
www.pjdata.com.au
 Home of PJ Trots Analyser



The Racing Queensland Board (trading as Racing Queensland) and provider are not responsible for the completeness or accuracy of any of the information contained herein, and makes no representations about its suitability for any purpose.

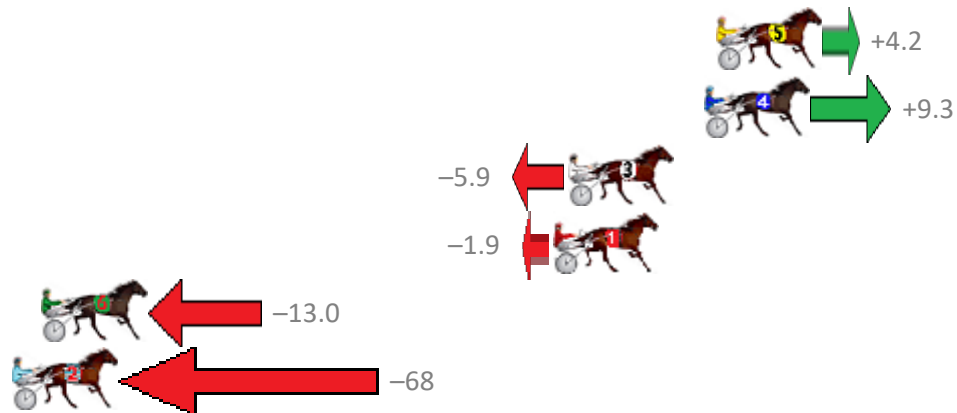
Albion Park Race 7 Distance 2138m

Saturday, 6 January 2018

Gross Time: 2:38.70 MileRate: 1:59.40 LeadTime: 38.50s First Qtr: 32.00s Second Qtr: 30.80s Third Qtr: 28.90s Fourth Qtr: 28.50s

No Horse	Plc	Margin	Time	800Time (W)	400 Time (W)
5 ONLY ONE PROMISE	1	0.0m	2:38.70	57.10s (1)	28.34s (1)
4 MEANT TO BE ME	2	0.5m	2:38.74	56.73s (0)	27.89s (0)
3 OPONONIS BLISS	3	5.9m	2:39.12	57.82s (0)	28.92s (0)
1 MAJORDOIT	4	6.5m	2:39.16	57.54s (0)	28.64s (0)
6 MERRYMACH	5	26.8m	2:40.61	58.33s (1)	29.30s (1)
2 SOHO MOODY BLUE	6	76.4m	2:44.14	62.24s (1)	33.15s (1)

Finish Position and metres gained from 800m



Trots Sectionals
 Powered by
www.pjdata.com.au
 Home of PJ Trots Analyser



The Racing Queensland Board (trading as Racing Queensland) and provider are not responsible for the completeness or accuracy of any of the information contained herein, and makes no representations about its suitability for any purpose.

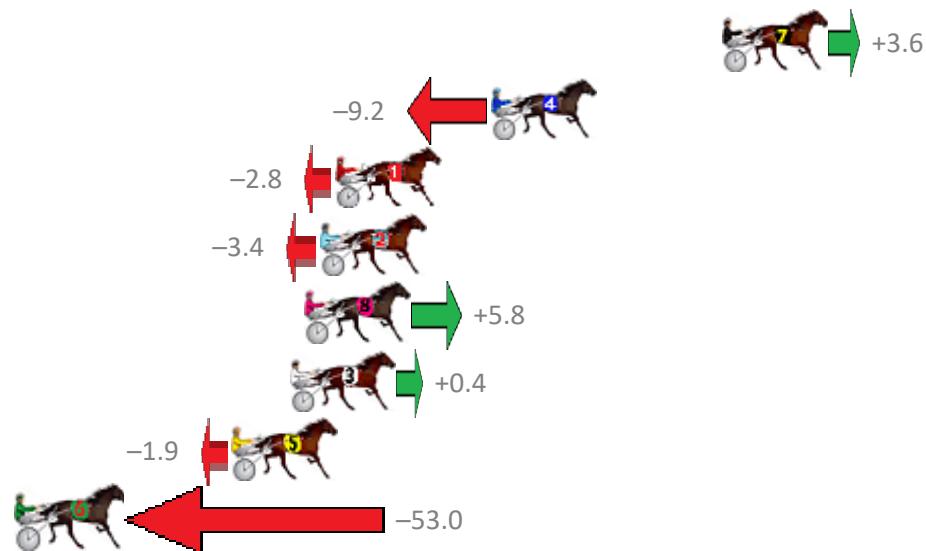
Albion Park Race 8 Distance 2138m

Saturday, 6 January 2018

Gross Time: 2:38.70 MileRate: 1:59.40 LeadTime: 37.80s First Qtr: 29.80s Second Qtr: 30.00s Third Qtr: 30.20s Fourth Qtr: 30.90s

No	Horse	Plc	Margin	Time	800Time (W)	400 Time (W)
7	OUR DAINTY LADY	1	0.0m	2:38.70	60.83s (1)	30.56s (1)
4	UNICO PEGASUS	2	9.2m	2:39.41	61.80s (0)	31.61s (0)
1	LANSBURY	3	15.4m	2:39.89	61.31s (0)	30.30s (0)
2	LAVROS SEGIL	4	16.0m	2:39.94	61.36s (1)	31.05s (1)
8	MR MAYFLY	5	16.6m	2:39.98	60.66s (1)	30.34s (1)
3	MONORAIL	6	17.2m	2:40.03	61.07s (1)	30.76s (1)
5	LYSENKO	7	19.5m	2:40.21	61.25s (0)	30.21s (1)
6	SENITAS SUCCESS	8	60.4m	2:43.37	65.15s (0)	34.19s (0)

Finish Position and metres gained from 800m



Trots Sectionals
 Powered by
www.pjdata.com.au
 Home of PJ Trots Analyser



The Racing Queensland Board (trading as Racing Queensland) and provider are not responsible for the completeness or accuracy of any of the information contained herein, and makes no representations about its suitability for any purpose.