

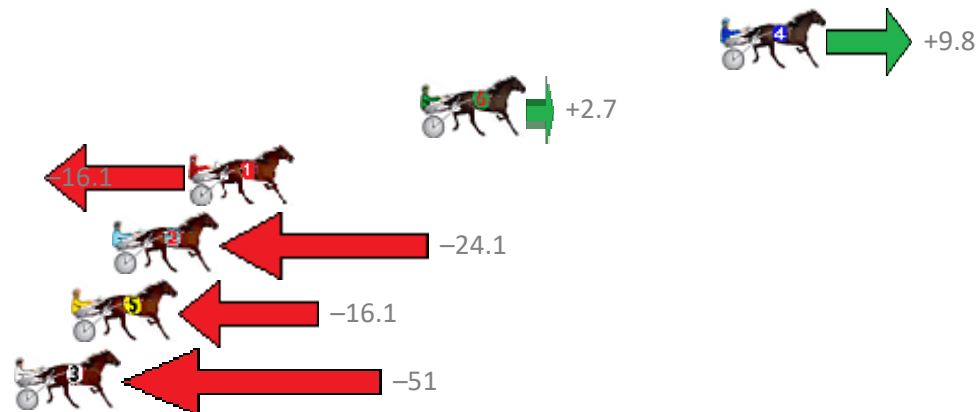
Albion Park Race 1 Distance 2138m

Friday, 9 February 2018

Gross Time: 2:32.50 MileRate: 1:54.80 LeadTime: 37.80s First Qtr: 30.30s Second Qtr: 28.80s Third Qtr: 28.00s Fourth Qtr: 27.60s

NoHorse	Plc	Margin	Time	800Time (W)	400 Time (W)
4 BUNDABURRA	1	0.0m	2:32.50	54.92s (1)	27.56s (1)
6 ELENIARK	2	11.9m	2:33.32	55.41s (1)	28.09s (2)
1 MACHIN OUT	3	21.1m	2:33.96	56.72s (0)	28.71s (0)
2 JANGO FETT	4	24.1m	2:34.16	57.27s (0)	29.26s (0)
5 IM NORMA JEAN	5	25.7m	2:34.27	56.72s (0)	28.90s (1)
3 ZENMACH	6	56.6m	2:36.41	59.14s (1)	30.26s (1)

Finish Position and metres gained from 800m



Trots Sectionals
 Powered by
www.pjdata.com.au
 Home of PJ Trots Analyser



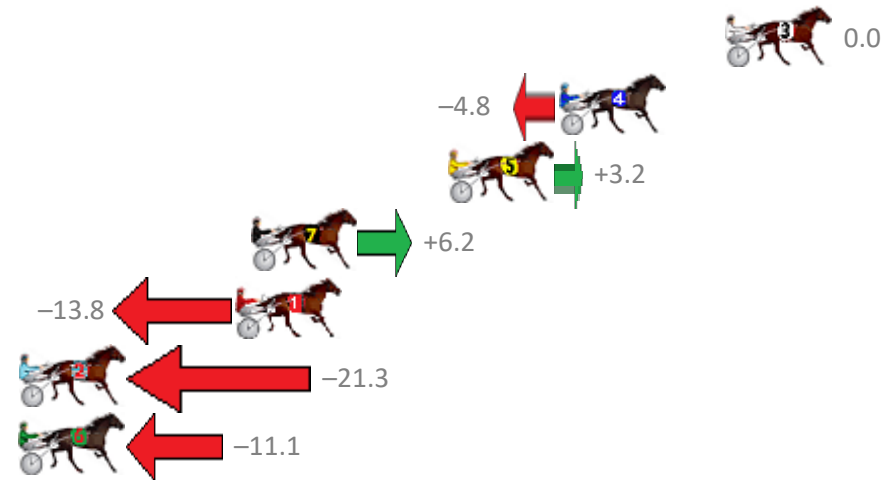
Albion Park Race 2 Distance 2138m

Friday, 9 February 2018

Gross Time: 2:35.40 MileRate: 1:57.00 LeadTime: 38.30s First Qtr: 31.10s Second Qtr: 30.90s Third Qtr: 27.20s Fourth Qtr: 27.90s

NoHorse	Plc	Margin	Time	800Time (W)	400 Time (W)
3 THREE OF THE BEST	1	0.0m	2:35.40	55.10s (0)	27.90s (0)
4 POMPIDOU	2	6.6m	2:35.86	55.43s (1)	28.17s (1)
5 GET IN THE GROOVE	3	11.0m	2:36.17	54.88s (1)	27.94s (1)
7 OUR BUSCEMI	4	18.8m	2:36.71	54.67s (1)	27.59s (0)
1 WEE JIMMY	5	19.4m	2:36.75	56.05s (0)	28.64s (0)
2 SIR SEMPER FIDELIS	6	30.3m	2:37.51	56.57s (1)	28.95s (2)
6 OASIS DREAM	7	30.7m	2:37.54	55.86s (1)	28.70s (1)

Finish Position and metres gained from 800m



Trots Sectionals
 Powered by
www.pjdata.com.au
 Home of PJ Trots Analyser



The Racing Queensland Board (trading as Racing Queensland) and provider are not responsible for the completeness or accuracy of any of the information contained herein, and makes no representations about its suitability for any purpose.

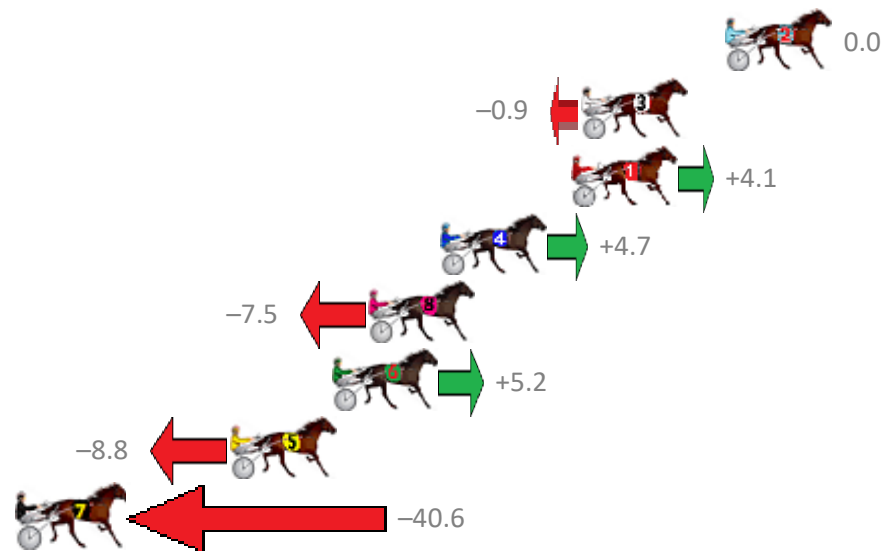
Albion Park Race 3 Distance 1660m

Friday, 9 February 2018

Gross Time: 2:00.20 MileRate: 1:56.50 LeadTime: 3.50s First Qtr: 28.60s Second Qtr: 31.30s Third Qtr: 28.60s Fourth Qtr: 28.20s

NoHorse	Plc	Margin	Time	800Time (W)	400 Time (W)
2 DAPPER BESSIE	1	0.0m	2:00.20	56.80s (0)	28.20s (0)
3 LONG LEGS LOU	2	5.7m	2:00.60	56.86s (0)	28.24s (0)
1 GRIZZLY MONTANA	3	6.1m	2:00.63	56.51s (0)	27.87s (0)
4 JUSTALITTLE TORQUE	4	11.3m	2:01.00	56.47s (1)	27.66s (1)
8 STATEMENT PLEASE	5	14.1m	2:01.19	57.33s (1)	28.93s (1)
6 NAUGHTYINHEAVEN	6	15.6m	2:01.30	56.43s (1)	27.61s (1)
5 MAHALO	7	19.6m	2:01.58	57.42s (1)	28.61s (1)
7 FORTES IN FIDE	8	55.4m	2:04.11	59.68s (0)	30.44s (0)

Finish Position and metres gained from 800m



Trots Sectionals
 Powered by
www.pjdata.com.au
 Home of PJ Trots Analyser




The Racing Queensland Board (trading as Racing Queensland) and provider are not responsible for the completeness or accuracy of any of the information contained herein, and makes no representations about its suitability for any purpose.

Albion Park Race 4 Distance 2138m

Friday, 9 February 2018

Gross Time: 2:35.20 MileRate: 1:56.80 LeadTime: 38.80s First Qtr: 31.30s Second Qtr: 28.90s Third Qtr: 27.60s Fourth Qtr: 28.60s

NoHorse	Plc	Margin	Time	800Time (W)	400 Time (W)
7 BULL MARKET	1	0.0m	2:35.20	56.20s (0)	28.60s (0)
2 MAGOOGAN	2	4.7m	2:35.54	56.18s (0)	28.54s (0)
6 ALWAYS MY MATE	3	7.1m	2:35.71	55.55s (1)	28.14s (2)
5 COLD IDEAL	4	8.6m	2:35.81	55.67s (0)	28.14s (0)
1 SWEET AS CANDY	5	10.2m	2:35.93	56.23s (0)	28.59s (0)
3 FEEL THE FAITH	6	10.6m	2:35.96	56.45s (1)	28.66s (1)
4 SICILIAN SLUMBER	7	13.3m	2:36.15	56.33s (1)	29.01s (2)



Trots Sectionals
 Powered by
www.pjdata.com.au
 Home of PJ Trots Analyser



The Racing Queensland Board (trading as Racing Queensland) and provider are not responsible for the completeness or accuracy of any of the information contained herein, and makes no representations about its suitability for any purpose.

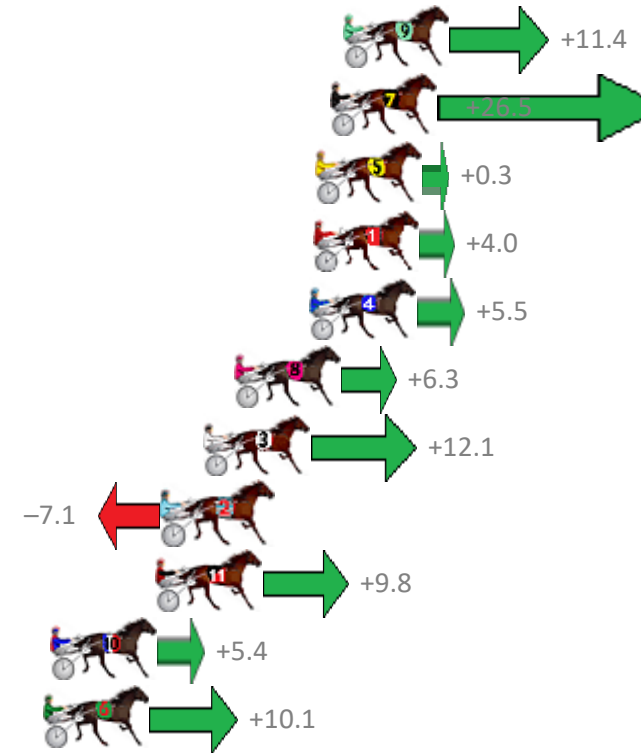
Albion Park Race 5 Distance 1660m

Friday, 9 February 2018

Gross Time: 1:59.10 MileRate: 1:55.40 LeadTime: 3.40s First Qtr: 27.40s Second Qtr: 31.20s Third Qtr: 28.40s Fourth Qtr: 28.70s

No Horse	Plc	Margin	Time	800Time (W)	400 Time (W)
9 IMA TOP TYCOON	1	0.0m	1:59.10	56.29s (1)	27.97s (1)
7 TOMEARA	2	0.5m	1:59.14	55.21s (2)	27.32s (2)
5 HEY PORSHA	3	1.1m	1:59.18	57.08s (1)	28.75s (1)
1 ROCKONBYE	4	1.2m	1:59.19	56.81s (0)	28.46s (0)
4 ELMAUR JOY	5	1.3m	1:59.19	56.71s (1)	28.39s (1)
8 ASHLEYS ANGEL	6	4.3m	1:59.41	56.65s (0)	28.29s (0)
3 THE NEXT STAR	7	5.5m	1:59.49	56.24s (0)	28.02s (0)
2 GOVINNI	8	7.1m	1:59.61	57.61s (0)	29.21s (0)
11 EARL JUJON	9	7.4m	1:59.63	56.40s (2)	28.46s (2)
10 PARTY STARTER	10	11.6m	1:59.93	56.71s (1)	28.40s (1)
6 REGAL NIGHTSHADE	11	11.9m	1:59.95	56.38s (2)	28.43s (2)

Finish Position and metres gained from 800m



Trots Sectionals
 Powered by
www.pjdata.com.au
 Home of PJ Trots Analyser



The Racing Queensland Board (trading as Racing Queensland) and provider are not responsible for the completeness or accuracy of any of the information contained herein, and makes no representations about its suitability for any purpose.


Albion Park Race 6 Distance 1660m

Friday, 9 February 2018

Gross Time: 1:58.20 MileRate: 1:54.60 LeadTime: 3.40s First Qtr: 28.10s Second Qtr: 30.40s Third Qtr: 28.00s Fourth Qtr: 28.30s

NoHorse	Plc	Margin	Time	800Time (W)	400 Time (W)
4 LISA LINCOLN	1	0.0m	1:58.20	56.30s (0)	28.30s (0)
1 ONLY ONE PROMISE	2	0.2m	1:58.21	55.99s (0)	27.99s (0)
2 LUCKY UNLUCKY	3	15.0m	1:59.26	55.95s (1)	28.07s (1)
12 SEVEN RIPPIN ACES	4	15.9m	1:59.32	56.36s (0)	28.32s (0)
10 NONE BETTOR	5	18.0m	1:59.47	55.77s (1)	27.95s (1)
8 TORQUE FEELS GOOD	6	18.1m	1:59.48	56.91s (0)	28.87s (0)
3 ARK TEAMO	7	21.9m	1:59.75	56.77s (1)	28.86s (1)
7 HOW WE ROLL	8	23.3m	1:59.85	55.74s (0)	28.00s (0)
11 STYLISH FEELING	9	23.6m	1:59.87	55.78s (1)	27.97s (1)
6 MY SECRET TORQUE	10	26.8m	2:00.10	56.76s (0)	28.64s (0)
5 MEANT TO BE ME	11	27.6m	2:00.15	55.67s (1)	27.96s (1)
9 GINA MACH	12	38.5m	2:00.92	58.33s (1)	30.37s (1)

Finish Position and metres gained from 800m



Trots Sectionals
 Powered by
www.pjdata.com.au
 Home of PJ Trots Analyser



The Racing Queensland Board (trading as Racing Queensland) and provider are not responsible for the completeness or accuracy of any of the information contained herein, and makes no representations about its suitability for any purpose.


Albion Park Race 7 Distance 1660m

Friday, 9 February 2018

Gross Time: 1:59.00 MileRate: 1:55.30 LeadTime: 3.60s First Qtr: 28.20s Second Qtr: 31.10s Third Qtr: 28.30s Fourth Qtr: 27.80s

NoHorse	Plc	Margin	Time	800Time (W)	400 Time (W)
7 OUR MELS DREAM	1	0.0m	1:59.00	56.10s (0)	27.80s (0)
4 RUBYS BAD BOY	2	2.2m	1:59.15	55.57s (1)	27.16s (1)
9 GOTTA GLOW	3	3.1m	1:59.22	54.73s (2)	27.68s (2)
8 MOHEGAN SUN	4	5.2m	1:59.36	55.50s (0)	27.02s (0)
2 CHEAP TINT	4	5.2m	1:59.36	56.13s (0)	27.79s (0)
1 DOLLARBILL	6	5.9m	1:59.41	55.85s (0)	27.43s (0)
3 FLOYD MAYWEATHER	7	7.6m	1:59.53	56.28s (1)	27.84s (1)
10 BUY CHEVRON DIRECT	8	9.9m	1:59.69	56.77s (1)	28.35s (1)
11 MOONLIGHT EYRE	9	16.3m	2:00.13	55.90s (1)	27.65s (2)
6 MACH CULLEN	10	16.4m	2:00.14	56.23s (1)	27.98s (2)
5 EPIRUS BOY	11	19.7m	2:00.37	56.15s (0)	27.90s (1)

Finish Position and metres gained from 800m



Trots Sectionals
 Powered by
www.pjdata.com.au
 Home of PJ Trots Analyser



The Racing Queensland Board (trading as Racing Queensland) and provider are not responsible for the completeness or accuracy of any of the information contained herein, and makes no representations about its suitability for any purpose.

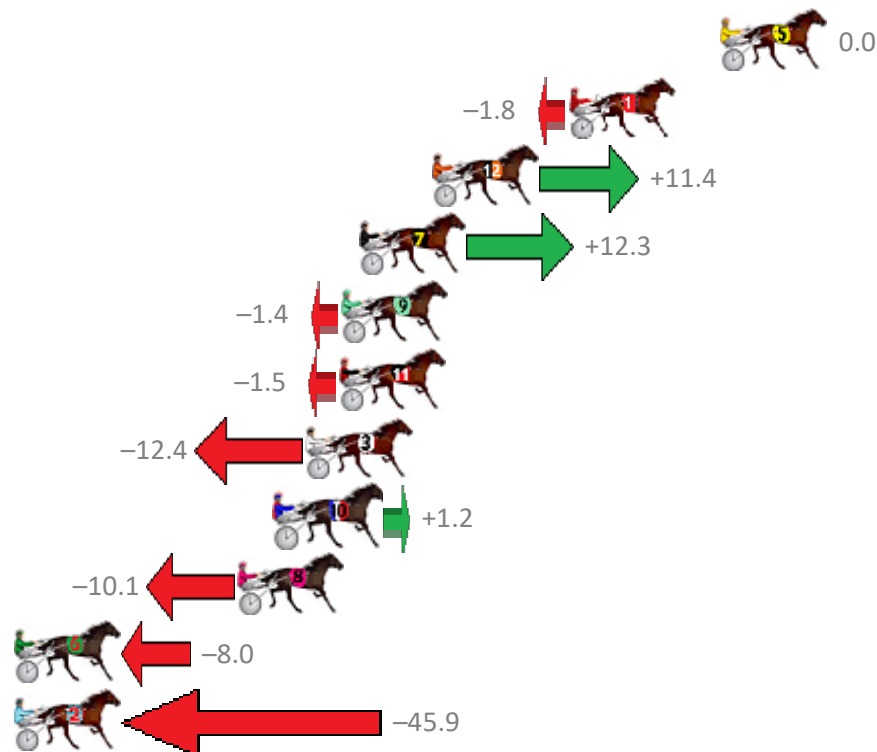
Albion Park Race 8 Distance 1660m

Friday, 9 February 2018

Gross Time: 1:58.10 MileRate: 1:54.50 LeadTime: 3.40s First Qtr: 27.40s Second Qtr: 31.20s Third Qtr: 28.10s Fourth Qtr: 28.00s

NoHorse	Plc	Margin	Time	800Time (W)	400 Time (W)
5 EXCEPTIONAL MACH	1	0.0m	1:58.10	56.10s (0)	28.00s (0)
1 BLACK BELT	2	6.0m	1:58.52	56.23s (0)	27.90s (0)
12 COMPLY OR DIE	3	11.4m	1:58.90	55.30s (2)	28.18s (2)
7 STIRLING WILLIAM	4	14.3m	1:59.10	55.24s (1)	27.99s (2)
9 RORY MACH	5	15.0m	1:59.15	56.20s (1)	27.64s (1)
11 RAESAWINNER	6	15.1m	1:59.16	56.21s (0)	28.02s (0)
3 MAJOR KIWI	7	16.4m	1:59.25	56.97s (1)	28.69s (1)
10 DEVIL DODGER	8	17.6m	1:59.33	56.02s (1)	27.82s (3)
8 APPLAUSE	9	19.1m	1:59.44	56.81s (0)	28.44s (1)
6 SHAREAPASSION	10	41.4m	2:01.00	56.66s (1)	29.23s (0)
2 JACCKA LONNY	11	55.3m	2:01.97	59.32s (1)	30.32s (2)

Finish Position and metres gained from 800m



Trots Sectionals
 Powered by
www.pjdata.com.au
 Home of PJ Trots Analyser



The Racing Queensland Board (trading as Racing Queensland) and provider are not responsible for the completeness or accuracy of any of the information contained herein, and makes no representations about its suitability for any purpose.