


# Albion Park Race 1 Distance 1660m

Saturday, 17 February 2018

Gross Time: 1:57.20 MileRate: 1:53.60 LeadTime: 3.60s First Qtr: 27.70s Second Qtr: 28.70s Third Qtr: 28.70s Fourth Qtr: 28.50s

NoHorse	Plc	Margin	Time	800Time (W)	400 Time (W)
1 ROYAL COUNSEL	1	0.0m	1:57.20	57.20s (0)	28.50s (0)
8 FOURS ENUF TAS	2	8.5m	1:57.81	57.49s (0)	28.76s (0)
5 ARROKEEFE	3	10.4m	1:57.94	56.07s (2)	28.37s (2)
11 YOUNG AMERICAN	4	10.6m	1:57.96	57.00s (0)	28.24s (0)
10 CORPORAL LUNA	5	11.1m	1:57.99	57.38s (0)	28.61s (0)
4 JAZZY ARTIST	6	16.9m	1:58.40	57.56s (1)	28.81s (1)
3 DRIVE THE DREAM	7	18.1m	1:58.49	57.35s (1)	28.58s (1)
2 REDS JET STAR	8	19.1m	1:58.56	57.12s (1)	28.32s (1)
12 GUYS BETTOR BET	9	20.3m	1:58.65	56.58s (1)	28.65s (2)
9 KOTARE YORK	10	22.0m	1:58.77	57.20s (2)	29.54s (2)
6 A GOOD CHANCE	11	22.2m	1:58.78	58.27s (1)	29.50s (1)
7 RATE HIGHLY	12	23.0m	1:58.84	58.66s (1)	29.85s (1)

Finish Position and metres gained from 800m



Trots Sectionals  
 Powered by  
[www.pjdata.com.au](http://www.pjdata.com.au)  
 Home of PJ Trots Analyser



The Racing Queensland Board (trading as Racing Queensland) and provider are not responsible for the completeness or accuracy of any of the information contained herein, and makes no representations about its suitability for any purpose.

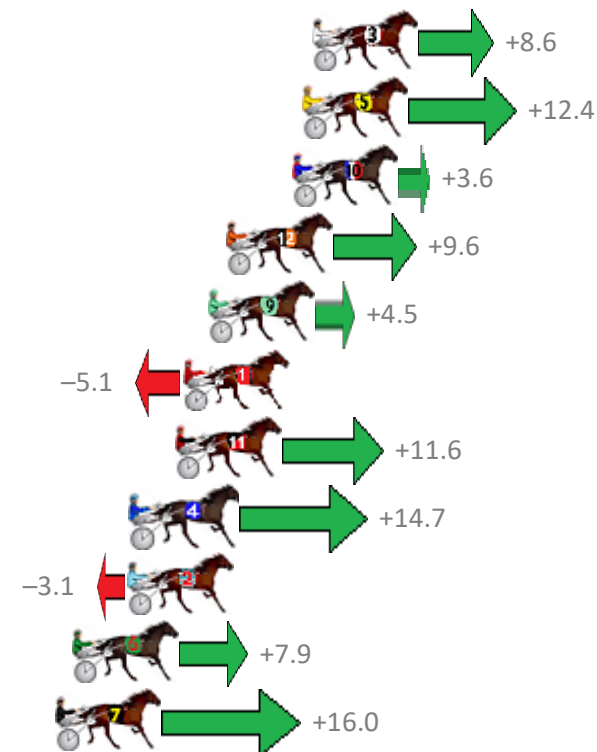
# Albion Park Race 2 Distance 1660m

Saturday, 17 February 2018

Gross Time: 1:58.20 MileRate: 1:54.60 LeadTime: 3.50s First Qtr: 27.30s Second Qtr: 31.50s Third Qtr: 27.40s Fourth Qtr: 28.50s

NoHorse	Plc	Margin	Time	800Time (W)	400 Time (W)
3 FIREBBY	1	0.0m	1:58.20	55.30s (1)	27.80s (1)
5 FEEL THE FAITH	2	0.4m	1:58.23	55.03s (1)	27.65s (2)
10 EXCEPTIONAL MACH	3	0.8m	1:58.26	55.65s (0)	28.24s (0)
12 SICILIAN SLUMBER	4	3.4m	1:58.44	55.23s (0)	27.69s (1)
9 COUNTDOWN	5	4.1m	1:58.49	55.59s (0)	28.05s (0)
1 IMA GRUMPY POSSUM	6	5.1m	1:58.56	56.26s (0)	28.86s (0)
11 MAYWYNS BEST	7	5.4m	1:58.58	55.09s (1)	27.60s (2)
4 CHEERS KATHY	8	7.1m	1:58.71	54.87s (1)	27.40s (2)
2 ANNIKA MAGIC	9	7.3m	1:58.72	56.12s (1)	28.82s (1)
6 MONUMENTAL	10	9.5m	1:58.88	55.35s (0)	27.87s (0)
7 TOP TRIO	11	10.2m	1:58.93	54.78s (1)	27.76s (1)

Finish Position and metres gained from 800m



Trots Sectionals  
 Powered by  
[www.pjdata.com.au](http://www.pjdata.com.au)  
 Home of PJ Trots Analyser



The Racing Queensland Board (trading as Racing Queensland) and provider are not responsible for the completeness or accuracy of any of the information contained herein, and makes no representations about its suitability for any purpose.

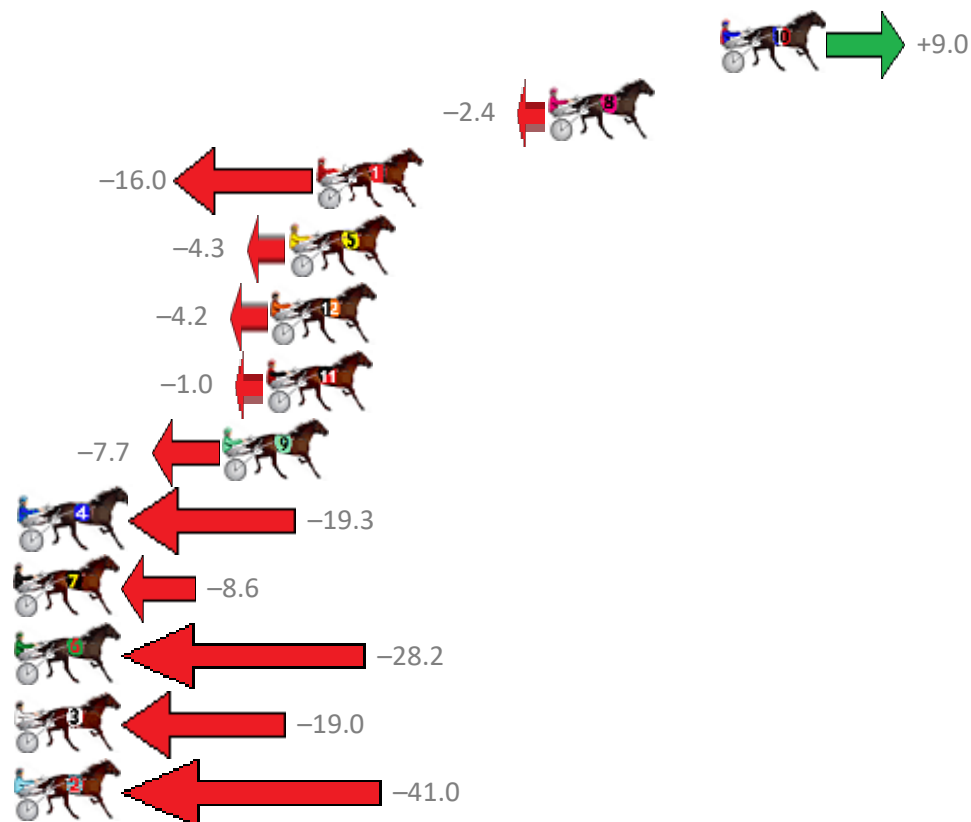
# Albion Park Race 3 Distance 2138m

Saturday, 17 February 2018

Gross Time: 2:36.80 MileRate: 1:58.00 LeadTime: 37.90s First Qtr: 31.30s Second Qtr: 29.90s Third Qtr: 28.40s Fourth Qtr: 29.30s

NoHorse	Plc	Margin	Time	800Time (W)	400 Time (W)
10 GLOVEMAN GILLY	1	0.0m	2:36.80	57.05s (0)	28.68s (0)
8 HARD TO HEAR	2	6.8m	2:37.30	57.87s (0)	29.49s (0)
1 BACK PAGE NEWS	3	16.0m	2:37.97	58.85s (0)	30.47s (0)
5 CALL ME YOURS	4	17.1m	2:38.05	58.01s (1)	29.72s (1)
12 GALLEONS WARRIOR	5	17.8m	2:38.10	58.00s (0)	29.65s (0)
11 ROCKNROLL MUSIC	6	18.0m	2:38.12	57.77s (2)	29.56s (3)
9 GOTTASHOPEARLY	7	19.7m	2:38.24	58.26s (2)	30.04s (3)
4 LORNE BEACH	8	27.7m	2:38.83	59.09s (1)	30.82s (1)
7 RIVERLEIGH JEFF	9	30.4m	2:39.03	58.32s (2)	30.15s (2)
6 HEROIC OUTLAW	10	32.2m	2:39.16	59.73s (1)	31.44s (1)
3 ILLAWONG LIVELY	11	37.2m	2:39.52	59.07s (1)	30.76s (1)
2 OCEANS PREDATOR	12	47.8m	2:40.30	60.66s (2)	32.30s (2)

Finish Position and metres gained from 800m



Trots Sectionals  
 Powered by  
[www.pjdata.com.au](http://www.pjdata.com.au)  
 Home of PJ Trots Analyser



The Racing Queensland Board (trading as Racing Queensland) and provider are not responsible for the completeness or accuracy of any of the information contained herein, and makes no representations about its suitability for any purpose.

# Albion Park Race 4 Distance 2138m

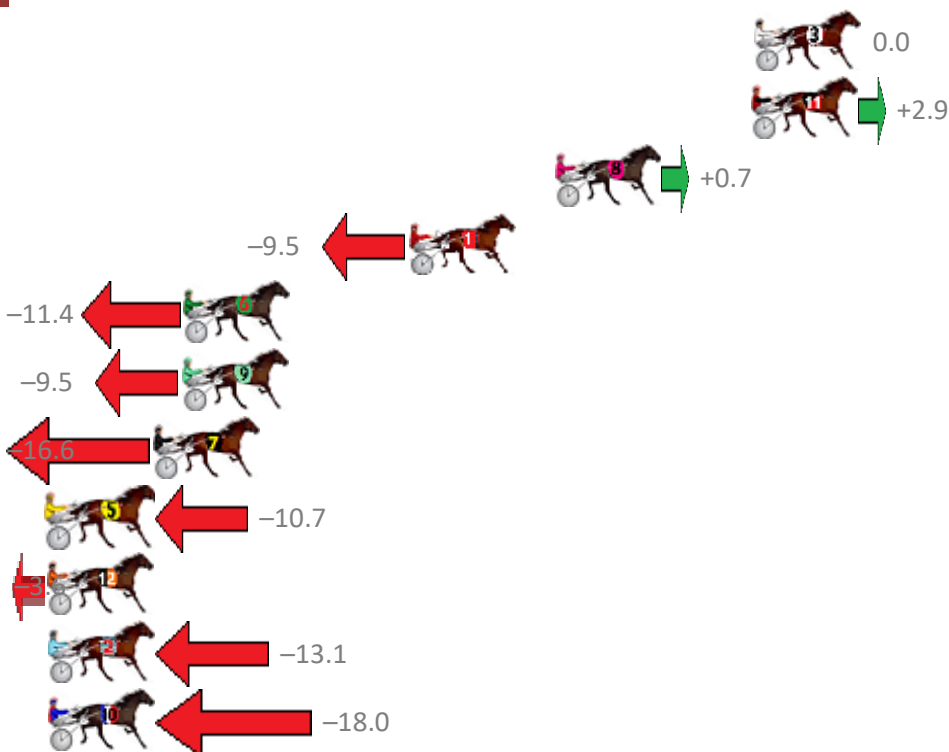
Saturday, 17 February 2018

Gross Time: 2:34.70 MileRate: 1:56.50 LeadTime: 38.10s First Qtr: 30.10s Second Qtr: 31.70s Third Qtr: 27.70s Fourth Qtr: 27.10s

NoHorse	Plc	Margin	Time	800Time (W)	400 Time (W)
---------	-----	--------	------	-------------	--------------

3 THREE OF THE BEST	1	0.0m	2:34.70	54.80s (0)	27.10s (0)
11 ELENIARK	2	0.1m	2:34.71	54.60s (1)	27.00s (1)
8 BUNDABURRA	3	7.9m	2:35.24	54.75s (0)	26.96s (0)
1 OUR BUSCEMI	4	13.7m	2:35.63	55.45s (0)	27.68s (0)
6 GET IN THE GROOVE	5	22.6m	2:36.23	55.58s (1)	27.85s (1)
9 IM NORMA JEAN	6	22.7m	2:36.24	55.45s (0)	27.65s (0)
7 JANGO FETT	7	23.8m	2:36.31	55.94s (1)	28.21s (1)
5 ZENMACH	8	28.3m	2:36.62	55.53s (0)	27.68s (0)
12 MACHIN OUT	9	28.4m	2:36.62	55.05s (1)	27.25s (2)
2 WEE JIMMY	10	28.7m	2:36.64	55.70s (1)	27.97s (2)
10 SIR SEMPER FIDELIS	11	38.2m	2:37.29	56.03s (1)	28.22s (2)

Finish Position and metres gained from 800m



Trots Sectionals  
 Powered by  
[www.pjdata.com.au](http://www.pjdata.com.au)  
 Home of PJ Trots Analyser



The Racing Queensland Board (trading as Racing Queensland) and provider are not responsible for the completeness or accuracy of any of the information contained herein, and makes no representations about its suitability for any purpose.


# Albion Park Race 5 Distance 2138m

Saturday, 17 February 2018

Gross Time: 2:34.40 MileRate: 1:56.20 LeadTime: 35.80s First Qtr: 30.40s Second Qtr: 30.30s Third Qtr: 28.40s Fourth Qtr: 29.50s

NoHorse	Plc	Margin	Time	800Time (W)	400 Time (W)
1 CASINO TOMMY	1	0.0m	2:34.40	57.58s (2)	29.50s (0)
6 ONE WISE MAN	2	13.6m	2:35.40	57.61s (2)	29.00s (3)
2 GERONIMO BEAU	3	17.2m	2:35.67	58.84s (0)	29.78s (0)
8 RUATO BAY	4	18.3m	2:35.75	58.60s (0)	29.55s (0)
7 ELLIOTT BROMAC	5	21.7m	2:36.00	58.20s (1)	29.24s (2)
4 WEEDONS EXPRESS	6	24.1m	2:36.18	59.64s (0)	30.63s (0)
10 FIRE AND ICE	7	25.1m	2:36.25	58.76s (2)	30.16s (3)
9 YANKEE STRUTTER	8	31.8m	2:36.75	59.25s (1)	30.37s (1)
3 SURFACE TO AIR	9	34.1m	2:36.91	60.18s (1)	30.95s (1)
5 ONLY IN ROME	10	40.3m	2:37.37	60.17s (2)	31.56s (2)

Finish Position and metres gained from 800m



Trots Sectionals  
 Powered by  
[www.pjdata.com.au](http://www.pjdata.com.au)  
 Home of PJ Trots Analyser



The Racing Queensland Board (trading as Racing Queensland) and provider are not responsible for the completeness or accuracy of any of the information contained herein, and makes no representations about its suitability for any purpose.


# Albion Park Race 6 Distance 2138m

Saturday, 17 February 2018

Gross Time: 2:33.10    MileRate: 1:55.20    LeadTime: 35.80s    First Qtr: 28.70s    Second Qtr: 31.40s    Third Qtr: 28.50s    Fourth Qtr: 28.70s

NoHorse	Plc	Margin	Time	800Time (W)	400 Time (W)
5 VILLAGE WITCH	1	0.0m	2:33.10	56.90s (0)	28.40s (0)
6 MAJESTIC MAJOR	2	3.8m	2:33.37	57.47s (0)	28.97s (0)
8 ALLELUIA	3	5.2m	2:33.47	56.64s (0)	28.14s (0)
7 GLENFERRIE HOOD	4	5.7m	2:33.51	57.18s (1)	28.69s (2)
2 THE SPACE INVADER	5	7.2m	2:33.62	57.11s (0)	28.61s (0)
3 LANCELOT BROMAC	6	15.8m	2:34.23	57.61s (1)	29.10s (1)
4 WITHALOTOFLUCK	7	19.5m	2:34.50	58.47s (1)	29.98s (1)

Finish Position and metres gained from 800m



Trots Sectionals  
 Powered by  
[www.pjdata.com.au](http://www.pjdata.com.au)  
 Home of PJ Trots Analyser



The Racing Queensland Board (trading as Racing Queensland) and provider are not responsible for the completeness or accuracy of any of the information contained herein, and makes no representations about its suitability for any purpose.

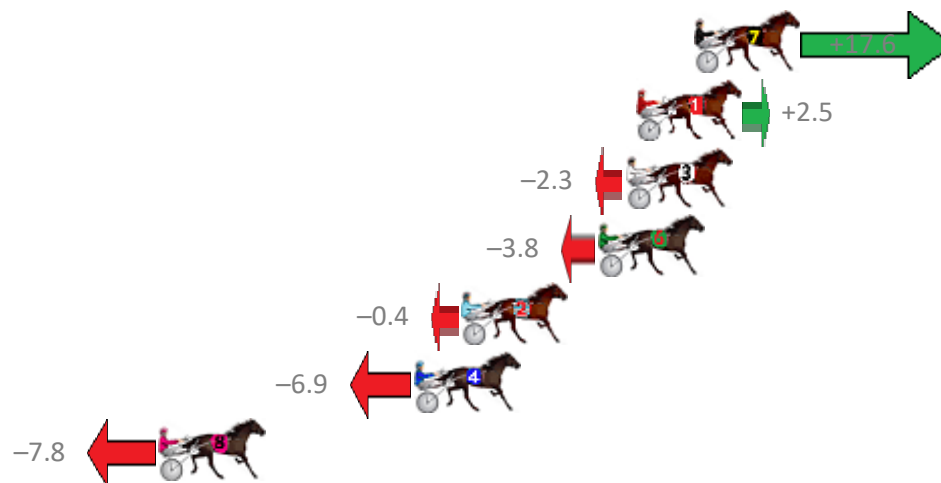
# Albion Park Race 7 Distance 2138m

Saturday, 17 February 2018

Gross Time: 2:33.50 MileRate: 1:55.50 LeadTime: 36.30s First Qtr: 30.70s Second Qtr: 29.50s Third Qtr: 27.90s Fourth Qtr: 29.10s

NoHorse	Plc	Margin	Time	800Time (W)	400 Time (W)
7 MAKO BANNER	1	0.0m	2:33.50	55.75s (1)	28.36s (1)
1 ALWAYS MY MATE	2	2.3m	2:33.67	56.82s (0)	28.93s (0)
3 REMEMBER THEM	3	2.7m	2:33.70	57.16s (0)	29.27s (0)
6 GANGSTER BOY	4	3.8m	2:33.78	57.27s (1)	29.38s (1)
2 WRITTEN IN RED	5	9.2m	2:34.17	57.03s (1)	29.29s (2)
4 POLISHED ROCKS	6	11.1m	2:34.31	57.49s (1)	29.56s (1)
8 CROFT BAY	7	21.2m	2:35.04	57.56s (1)	29.68s (2)

Finish Position and metres gained from 800m



Trots Sectionals  
 Powered by  
[www.pjdata.com.au](http://www.pjdata.com.au)  
 Home of PJ Trots Analyser



The Racing Queensland Board (trading as Racing Queensland) and provider are not responsible for the completeness or accuracy of any of the information contained herein, and makes no representations about its suitability for any purpose.

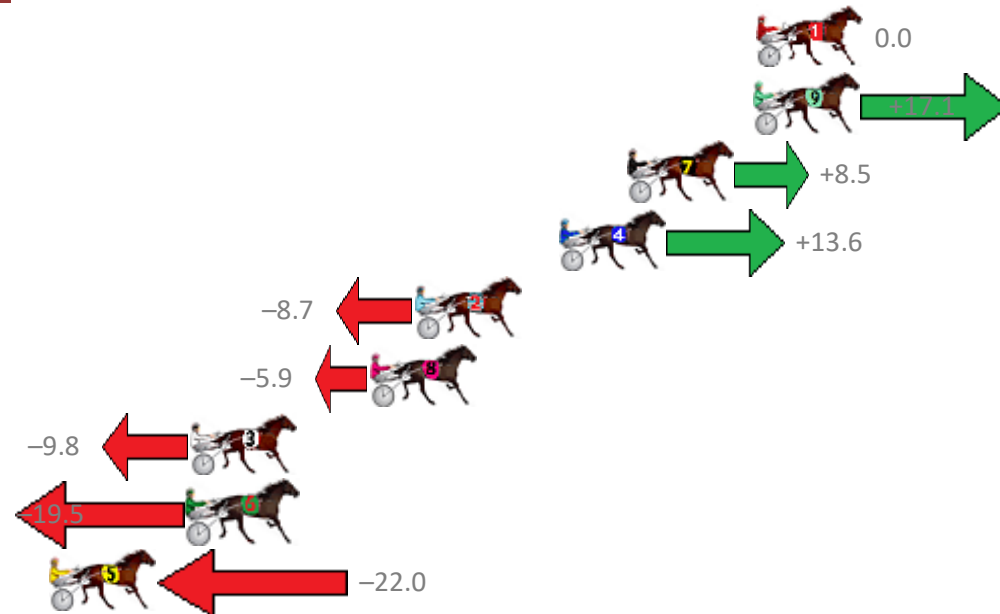
# Albion Park Race 8 Distance 1660m

Saturday, 17 February 2018

Gross Time: 2:00.00 MileRate: 1:56.30 LeadTime: 3.70s First Qtr: 27.60s Second Qtr: 31.80s Third Qtr: 29.00s Fourth Qtr: 27.90s

NoHorse	Plc	Margin	Time	800Time (W)	400 Time (W)
1 LUCKY UNLUCKY	1	0.0m	2:00.00	56.90s (0)	27.90s (0)
9 RED CHARMER	2	0.1m	2:00.01	55.68s (1)	27.53s (2)
7 COREY WILLIAM	3	5.1m	2:00.36	56.30s (0)	27.13s (1)
4 MAJORDOIT	4	7.8m	2:00.54	55.93s (1)	27.75s (2)
2 ONYA DOUG	5	13.5m	2:00.94	57.52s (0)	28.48s (0)
8 TORQUE FEELS GOOD	6	15.3m	2:01.07	57.32s (0)	28.28s (0)
3 MY SECRET TORQUE	7	22.4m	2:01.56	57.60s (1)	28.68s (1)
6 DAPPER BESSIE	8	22.5m	2:01.57	58.29s (1)	29.37s (1)
5 MACH TORQUE	9	30.0m	2:02.09	58.46s (1)	29.57s (1)

Finish Position and metres gained from 800m



Trots Sectionals  
 Powered by  
[www.pjdata.com.au](http://www.pjdata.com.au)  
 Home of PJ Trots Analyser



The Racing Queensland Board (trading as Racing Queensland) and provider are not responsible for the completeness or accuracy of any of the information contained herein, and makes no representations about its suitability for any purpose.



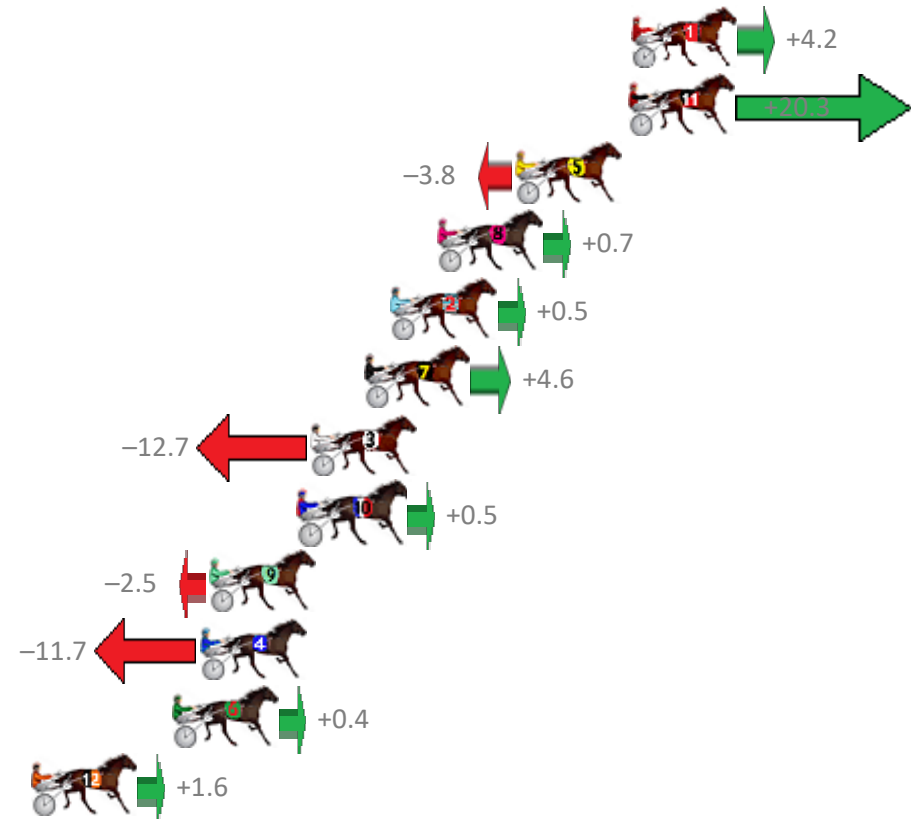
# Albion Park Race 9 Distance 1660m

Saturday, 17 February 2018

Gross Time: 2:00.50 MileRate: 1:56.80 LeadTime: 3.60s First Qtr: 27.70s Second Qtr: 30.10s Third Qtr: 29.30s Fourth Qtr: 29.80s

NoHorse	Plc	Margin	Time	800Time (W)	400 Time (W)
1 IM ROLLING STONED	1	0.0m	2:00.50	58.79s (0)	29.49s (0)
11 NEWMERELLA SHARKIE	2	0.1m	2:00.51	57.60s (2)	29.00s (2)
5 ITS ALL GO	3	4.6m	2:00.84	59.38s (1)	30.14s (1)
8 HOOFNIT	4	7.7m	2:01.07	59.05s (0)	29.75s (0)
2 STELLAGREY	5	9.5m	2:01.21	59.06s (1)	29.87s (1)
7 SKYLARHAIN	6	10.6m	2:01.29	58.76s (2)	30.13s (2)
3 NEVAEH	7	12.7m	2:01.45	60.04s (0)	30.75s (0)
10 LEO THE LION	8	13.1m	2:01.48	59.06s (0)	29.82s (0)
9 TASCOTT LADY	9	16.7m	2:01.74	59.28s (1)	30.08s (1)
4 BALLATOR THOR	10	17.1m	2:01.77	59.96s (1)	30.76s (1)
6 BALTIC BLUE EYES	11	18.2m	2:01.86	59.07s (1)	29.93s (2)
12 CONCENTRATION	12	23.8m	2:02.27	58.98s (1)	29.98s (1)

Finish Position and metres gained from 800m



Trots Sectionals  
 Powered by  
[www.pjdata.com.au](http://www.pjdata.com.au)  
 Home of PJ Trots Analyser



The Racing Queensland Board (trading as Racing Queensland) and provider are not responsible for the completeness or accuracy of any of the information contained herein, and makes no representations about its suitability for any purpose.

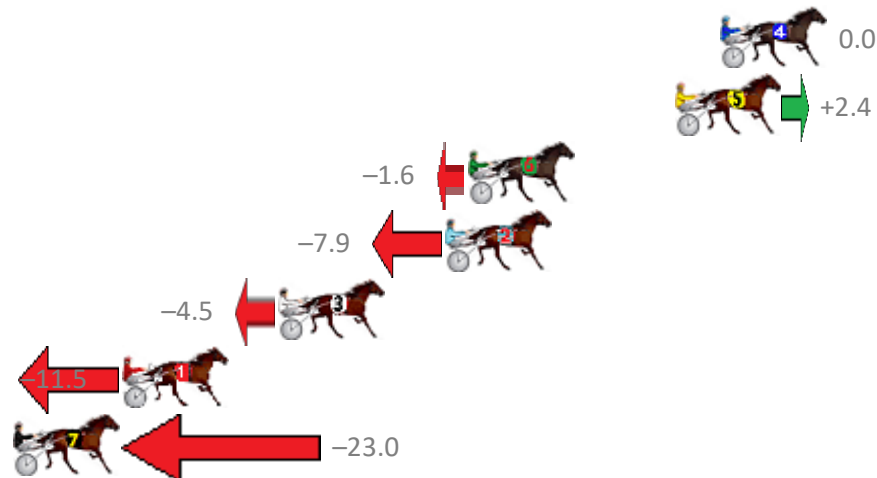
# Albion Park Race 10 Distance 1660m

Saturday, 17 February 2018

Gross Time: 1:59.70 MileRate: 1:56.00 LeadTime: 3.50s First Qtr: 27.40s Second Qtr: 32.80s Third Qtr: 28.40s Fourth Qtr: 27.60s

NoHorse	Plc	Margin	Time	800Time (W)	400 Time (W)
4 COVERT BEAUTY	1	0.0m	1:59.70	56.00s (0)	27.60s (0)
5 RECIPROCITY	2	1.8m	1:59.82	55.83s (0)	27.43s (0)
6 HEAVENS HINT	3	10.0m	2:00.39	56.11s (0)	27.61s (0)
2 ROCKNROLL AMBER	4	10.9m	2:00.45	56.55s (1)	28.16s (1)
3 HAVETOGETAWAYMOR	5	17.5m	2:00.91	56.31s (0)	27.80s (0)
1 ROCKONBYE	6	23.7m	2:01.34	56.81s (1)	28.31s (1)
7 CONFEDERATE GIRL	7	30.4m	2:01.80	57.61s (1)	29.09s (1)

Finish Position and metres gained from 800m



Trots Sectionals  
 Powered by  
[www.pjdata.com.au](http://www.pjdata.com.au)  
 Home of PJ Trots Analyser



The Racing Queensland Board (trading as Racing Queensland) and provider are not responsible for the completeness or accuracy of any of the information contained herein, and makes no representations about its suitability for any purpose.