

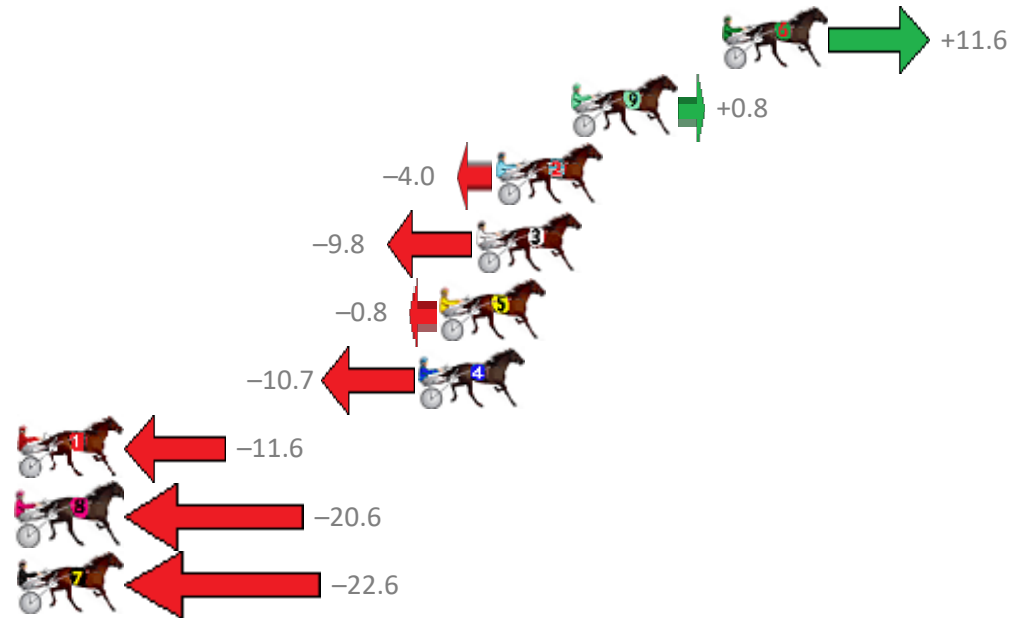
Redcliffe Race 1 Distance 1780m

Thursday, 15 March 2018

Gross Time: 2:12.30 MileRate: 1:59.60 LeadTime: 11.90s First Qtr: 29.40s Second Qtr: 30.80s Third Qtr: 30.10s Fourth Qtr: 30.10s

No	Horse	Plc	Margin	Time	800Time (W)	400 Time (W)
6	JANIES GOT A GUN	1	0.0m	2:12.30	59.33s (1)	29.21s (1)
9	PARKLANE LASS	2	6.0m	2:12.75	60.14s (1)	30.08s (1)
2	ZED EXPRESS	3	9.0m	2:12.98	60.50s (0)	30.40s (0)
3	TIMETOGETHAPPY	4	9.8m	2:13.04	60.94s (0)	30.84s (0)
5	SHAKEITUP	5	11.2m	2:13.14	60.26s (0)	30.19s (0)
4	VELOCE BELLA	6	12.1m	2:13.21	61.01s (1)	30.94s (1)
1	ZARA ZARA REIGN	7	33.0m	2:14.78	61.07s (0)	31.26s (0)
8	MONTANA BEACH	8	34.8m	2:14.92	61.75s (2)	31.85s (2)
7	TAFFY BOY	9	43.0m	2:15.54	61.90s (1)	31.95s (1)

Finish Position and metres gained from 800m



Trots Sectionals
 Powered by
www.pjdata.com.au
 Home of PJ Trots Analyser



The Racing Queensland Board (trading as Racing Queensland) and provider are not responsible for the completeness or accuracy of any of the information contained herein, and makes no representations about its suitability for any purpose.

Redcliffe Race 2 Distance 1780m

Thursday, 15 March 2018

Gross Time: 2:12.50 MileRate: 1:59.80 LeadTime: 12.00s First Qtr: 30.30s Second Qtr: 31.00s Third Qtr: 30.60s Fourth Qtr: 28.60s

No	Horse	Plc	Margin	Time	800Time (W)	400 Time (W)	Finish Position and metres gained from 800m
1	THE FRAME	1	0.0m	2:12.50	59.20s (0)	28.60s (0)	0.0
7	BUDDY BABCOCK	2	1.2m	2:12.59	58.93s (0)	28.37s (0)	+3.6
8	HOT DOGMA	3	20.8m	2:13.99	60.04s (0)	29.46s (0)	-11.4
9	WE CAN ONLY HOPE	4	21.8m	2:14.06	59.76s (0)	29.16s (0)	-7.6
2	ARCHIE CANO	5	28.8m	2:14.56	60.46s (1)	29.63s (1)	-17.0
4	COLADA ROSE	6	28.8m	2:14.56	60.86s (1)	29.93s (1)	-22.4
3	PRIVATE JUJON	7	29.8m	2:14.63	60.16s (1)	30.02s (2)	-13.0
10	MINI CAM	8	32.3m	2:14.81	60.33s (2)	30.54s (2)	-15.3
6	COLADA RAINBOW	9	33.5m	2:14.90	60.27s (0)	29.68s (2)	-14.5
5	CAUSE A BIG SCENE	10	81.9m	2:18.36	65.17s (1)	34.04s (1)	-80.7



Trots Sectionals
 Powered by
www.pjdata.com.au
 Home of PJ Trots Analyser

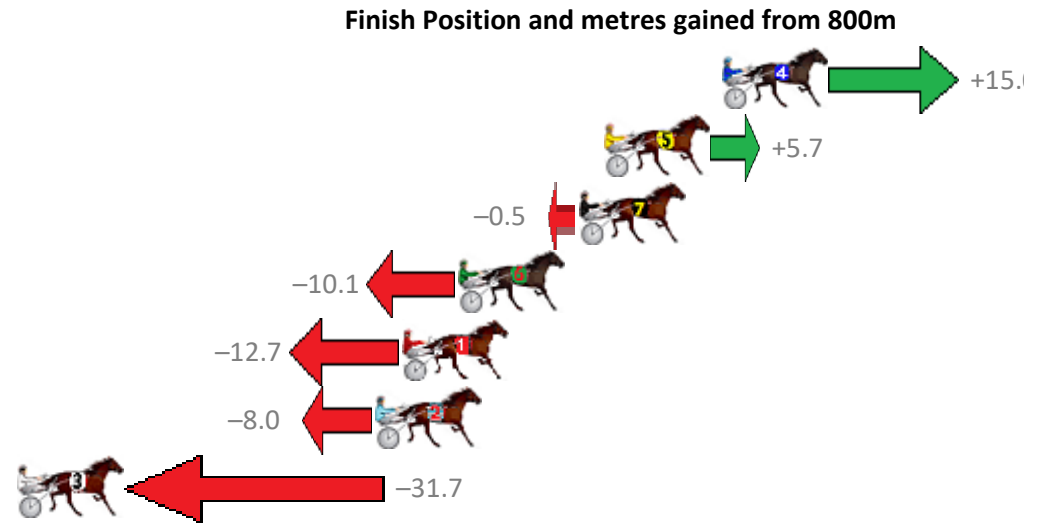
The Racing Queensland Board (trading as Racing Queensland) and provider are not responsible for the completeness or accuracy of any of the information contained herein, and makes no representations about its suitability for any purpose.

Redcliffe Race 3 Distance 2040m

Thursday, 15 March 2018

Gross Time: 2:33.20 MileRate: 2:00.80 LeadTime: 31.40s First Qtr: 30.60s Second Qtr: 30.10s Third Qtr: 30.10s Fourth Qtr: 31.00s

No	Horse	Plc	Margin	Time	800Time (W)	400 Time (W)
4	BRONZE ECSTASY	1	0.0m	2:33.20	59.95s (1)	30.78s (2)
5	FALCON VISTA	2	4.7m	2:33.56	60.66s (1)	30.53s (1)
7	LUVU GRAZAELLA	3	5.7m	2:33.64	61.14s (0)	31.07s (0)
6	GLENFERRIE BABY	4	10.5m	2:34.01	61.87s (1)	31.75s (1)
1	LYNCHMAN	5	12.7m	2:34.18	62.07s (0)	31.98s (0)
2	SKYLARHAIN	6	13.8m	2:34.27	61.71s (1)	31.59s (1)
3	NOTTELLINYA	7	42.1m	2:36.46	63.52s (0)	33.39s (0)



Trots Sectionals
 Powered by
www.pjdata.com.au
 Home of PJ Trots Analyser



The Racing Queensland Board (trading as Racing Queensland) and provider are not responsible for the completeness or accuracy of any of the information contained herein, and makes no representations about its suitability for any purpose.

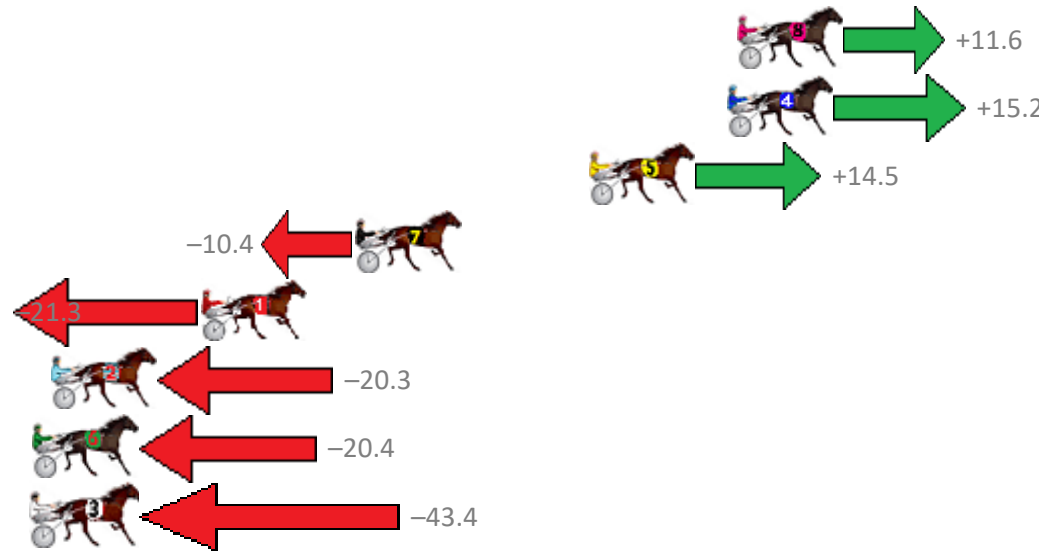
Redcliffe Race 4 Distance 2040m

Thursday, 15 March 2018

Gross Time: 2:32.40 MileRate: 2:00.20 LeadTime: 30.80s First Qtr: 31.30s Second Qtr: 30.60s Third Qtr: 30.20s Fourth Qtr: 29.50s

No	Horse	Plc	Margin	Time	800Time (W)	400 Time (W)
8	BLISSFULINFIDELITY	1	0.0m	2:32.40	58.83s (1)	29.29s (2)
4	BLUE EYED CREATION	2	0.4m	2:32.43	58.57s (2)	29.00s (2)
5	MIDNIGHT BENDER	3	5.9m	2:32.84	58.62s (1)	29.06s (2)
7	LONG DIRT ROAD	4	15.2m	2:33.52	60.48s (0)	30.24s (0)
1	FLASHING GOOD TIME	5	21.3m	2:33.97	61.29s (0)	31.07s (0)
2	MISS ROB ROY	6	27.3m	2:34.41	61.21s (1)	30.73s (1)
6	THERESACHANCE	7	30.4m	2:34.64	61.22s (0)	30.98s (0)
3	ARTS PEREGRINE	8	45.4m	2:35.75	62.94s (1)	32.42s (1)

Finish Position and metres gained from 800m



Trots Sectionals
 Powered by
www.pjdata.com.au
 Home of PJ Trots Analyser



The Racing Queensland Board (trading as Racing Queensland) and provider are not responsible for the completeness or accuracy of any of the information contained herein, and makes no representations about its suitability for any purpose.

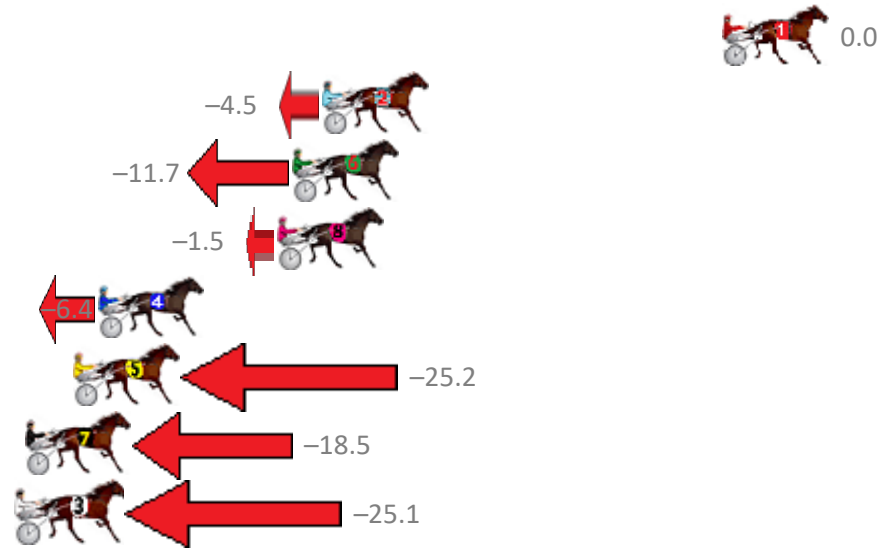
Redcliffe Race 5 Distance 1780m

Thursday, 15 March 2018

Gross Time: 2:12.80 MileRate: 2:00.10 LeadTime: 11.30s First Qtr: 31.20s Second Qtr: 30.70s Third Qtr: 29.80s Fourth Qtr: 29.80s

No	Horse	Plc	Margin	Time	800Time (W)	400 Time (W)
1	BIG BEAT	1	0.0m	2:12.80	59.60s (0)	29.80s (0)
2	MILLY BROMAC	2	15.9m	2:13.98	59.94s (1)	30.03s (1)
6	GETINANHANGON	3	17.1m	2:14.07	60.47s (1)	30.58s (1)
8	TELLELLA	4	17.7m	2:14.12	59.71s (1)	30.43s (2)
4	JAKES ARK	5	24.8m	2:14.65	60.08s (0)	30.01s (0)
5	MY SECRET TORQUE	6	25.8m	2:14.72	61.48s (1)	31.59s (1)
7	MAHALO	7	27.7m	2:14.86	60.98s (0)	31.07s (0)
3	HEADWIN	8	29.9m	2:15.03	61.47s (0)	31.58s (0)

Finish Position and metres gained from 800m



Trots Sectionals
 Powered by
www.pjdata.com.au
 Home of PJ Trots Analyser



The Racing Queensland Board (trading as Racing Queensland) and provider are not responsible for the completeness or accuracy of any of the information contained herein, and makes no representations about its suitability for any purpose.

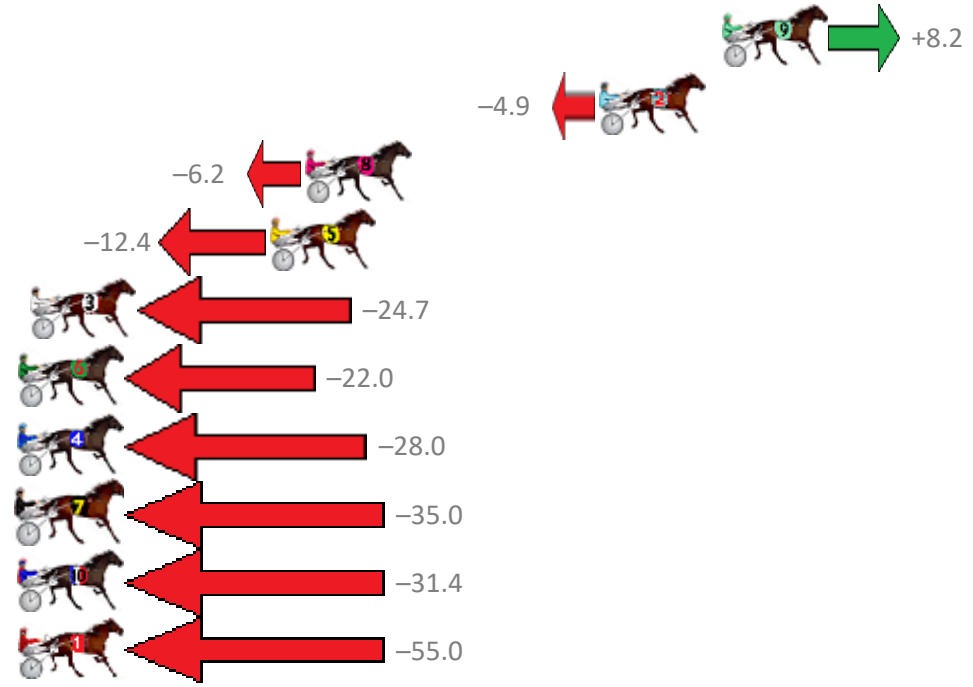
Redcliffe Race 6 Distance 1780m

Thursday, 15 March 2018

Gross Time: 2:13.80 MileRate: 2:01.00 LeadTime: 11.50s First Qtr: 32.00s Second Qtr: 30.70s Third Qtr: 29.60s Fourth Qtr: 30.00s

No	Horse	Plc	Margin	Time	800Time (W)	400 Time (W)
9	SOPHIES PRIDE	1	0.0m	2:13.80	58.99s (1)	29.43s (2)
2	WRITEABOUTCHELSEA	2	4.9m	2:14.17	59.97s (0)	30.37s (0)
8	IM ISABELLA	3	16.6m	2:15.04	60.06s (0)	30.42s (0)
5	JUST CALL ME GOOSE	4	18.0m	2:15.15	60.52s (0)	30.87s (0)
3	JUST PIT BOSS	5	27.5m	2:15.86	61.44s (1)	31.54s (1)
6	FAMOUS SHOES	6	37.4m	2:16.60	61.24s (1)	31.69s (1)
4	HEZ TO BLAME	7	54.4m	2:17.88	61.69s (1)	32.01s (1)
7	BOLTENIN	8	60.6m	2:18.35	62.21s (0)	32.37s (0)
10	DREAMTIME SARA	9	91.4m	2:20.65	61.94s (0)	32.96s (0)
1	SHERKHAN	10	95.2m	2:20.94	63.70s (0)	33.76s (0)

Finish Position and metres gained from 800m



Trots Sectionals
 Powered by
www.pjdata.com.au
 Home of PJ Trots Analyser



The Racing Queensland Board (trading as Racing Queensland) and provider are not responsible for the completeness or accuracy of any of the information contained herein, and makes no representations about its suitability for any purpose.

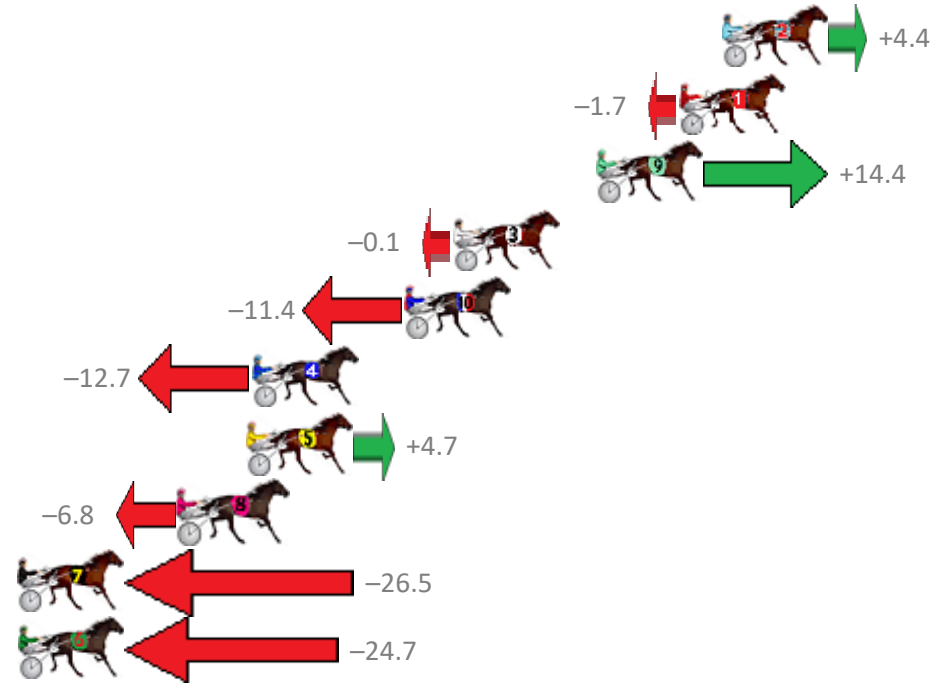
Redcliffe Race 7 Distance 2040m

Thursday, 15 March 2018

Gross Time: 2:33.60 MileRate: 2:01.20 LeadTime: 30.90s First Qtr: 30.30s Second Qtr: 30.50s Third Qtr: 31.00s Fourth Qtr: 30.90s

No	Horse	Plc	Margin	Time	800Time (W)	400 Time (W)
2	SPLASH OF GOLD	1	0.0m	2:33.60	61.56s (0)	30.56s (0)
1	ROCKNROLL PROMISE	2	1.7m	2:33.73	62.03s (0)	31.03s (0)
9	NICKY MATTGREGOR	3	5.0m	2:33.99	60.79s (1)	30.14s (2)
3	MOONLIGHT BUTCHER	4	10.7m	2:34.43	61.91s (1)	30.75s (1)
10	FEELINGFORAMIRACLE	5	12.6m	2:34.57	62.78s (1)	31.80s (1)
4	COAST WARNING	6	18.7m	2:35.04	62.88s (1)	31.70s (1)
5	UNDERTHEKILT	7	18.9m	2:35.06	61.54s (2)	31.57s (2)
8	SANTASTIC PRINCESS	8	21.6m	2:35.27	62.43s (1)	31.24s (1)
7	BARBOO	9	36.3m	2:36.40	63.95s (0)	32.67s (0)
6	EVERY THINGS ROSEY	10	39.9m	2:36.68	63.81s (0)	32.44s (0)

Finish Position and metres gained from 800m



Trots Sectionals
 Powered by
www.pjdata.com.au
 Home of PJ Trots Analyser



The Racing Queensland Board (trading as Racing Queensland) and provider are not responsible for the completeness or accuracy of any of the information contained herein, and makes no representations about its suitability for any purpose.

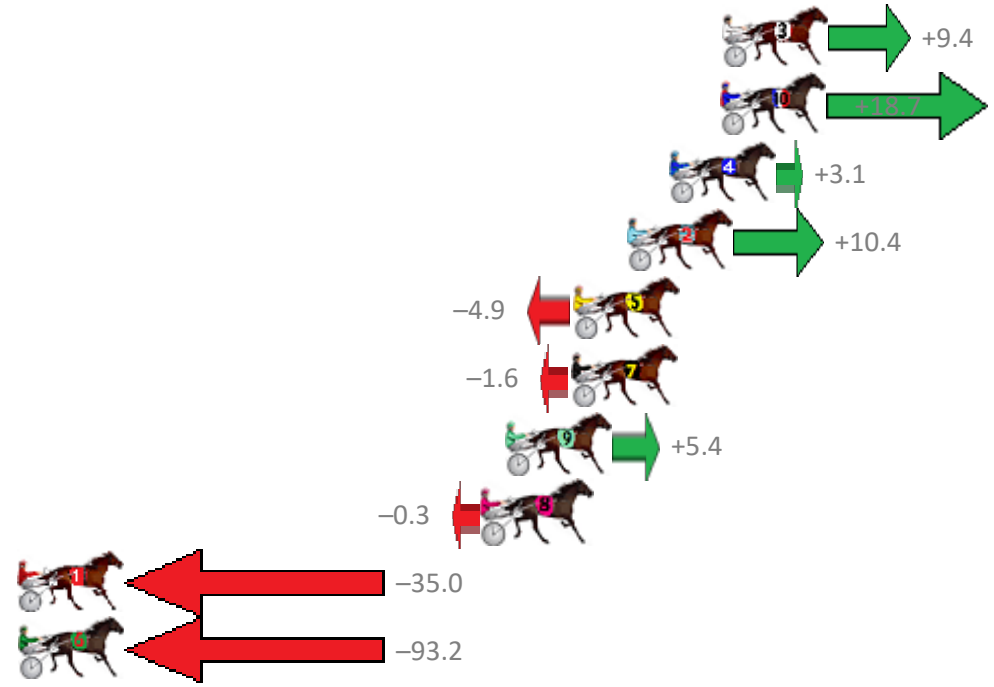
Redcliffe Race 8 Distance 1780m

Thursday, 15 March 2018

Gross Time: 2:13.80 MileRate: 2:00.90 LeadTime: 11.30s First Qtr: 29.90s Second Qtr: 31.10s Third Qtr: 30.70s Fourth Qtr: 30.80s

No Horse	Plc	Margin	Time	800Time (W)	400 Time (W)
3 HANDSOME MAJOR	1	0.0m	2:13.80	60.78s (1)	30.11s (2)
10 RAFFERTY DELIGHTS	2	0.1m	2:13.81	60.06s (1)	29.34s (2)
4 KAA NAPALI	3	2.1m	2:13.96	61.26s (1)	30.59s (1)
2 FRANKS FORTUNE	4	3.8m	2:14.09	60.70s (1)	30.01s (1)
5 JUSTATIC	5	5.9m	2:14.25	61.88s (1)	31.25s (1)
7 PARTY STARTER	6	6.0m	2:14.26	61.62s (0)	30.80s (0)
9 ROYAL TAZ	7	8.6m	2:14.46	61.08s (0)	30.32s (0)
8 WEASEL	8	9.5m	2:14.53	61.52s (0)	30.73s (0)
1 HE CAN TALK	9	35.0m	2:16.50	64.19s (0)	33.36s (0)
6 CRYPTIC CHANCE	10	115.4m	2:22.69	68.66s (0)	37.61s (0)

Finish Position and metres gained from 800m



Trots Sectionals
 Powered by
www.pjdata.com.au
 Home of PJ Trots Analyser



The Racing Queensland Board (trading as Racing Queensland) and provider are not responsible for the completeness or accuracy of any of the information contained herein, and makes no representations about its suitability for any purpose.