

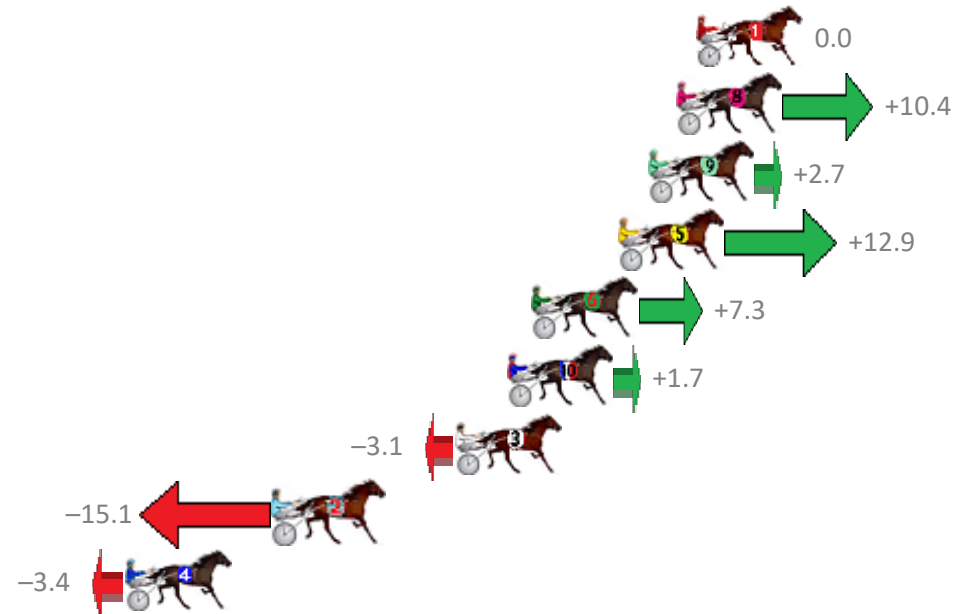
Redcliffe Race 1 Distance 1780m

Wednesday, 11 April 2018

Gross Time: 2:13.80 MileRate: 2:01.00 LeadTime: 11.30s First Qtr: 30.60s Second Qtr: 31.90s Third Qtr: 29.90s Fourth Qtr: 30.10s

NoHorse	Plc	Margin	Time	800Time (W)	400 Time (W)
1 ONE TO TANGO	1	0.0m	2:13.80	60.00s (0)	30.10s (0)
8 LETHAL PROMISE	2	0.8m	2:13.86	59.22s (1)	29.90s (2)
9 LYNCHMAN	3	1.9m	2:13.94	59.80s (0)	29.91s (0)
5 SONNY ORLANDO	4	3.1m	2:14.03	59.03s (1)	29.73s (2)
6 NICKY MATTGREGOR	5	6.5m	2:14.29	59.45s (0)	29.61s (0)
10 MODERN THOUGHT	6	7.5m	2:14.36	59.87s (0)	30.00s (0)
3 KAAPALI	7	9.5m	2:14.51	60.23s (1)	30.39s (1)
2 FUI FUI	8	16.7m	2:15.06	61.13s (1)	31.25s (1)
4 CAGNEY	9	22.6m	2:15.50	60.26s (0)	30.99s (1)

Finish Position and metres gained from 800m



Trots Sectionals
 Powered by
www.pjdata.com.au
 Home of PJ Trots Analyser



The Racing Queensland Board (trading as Racing Queensland) and provider are not responsible for the completeness or accuracy of any of the information contained herein, and makes no representations about its suitability for any purpose.

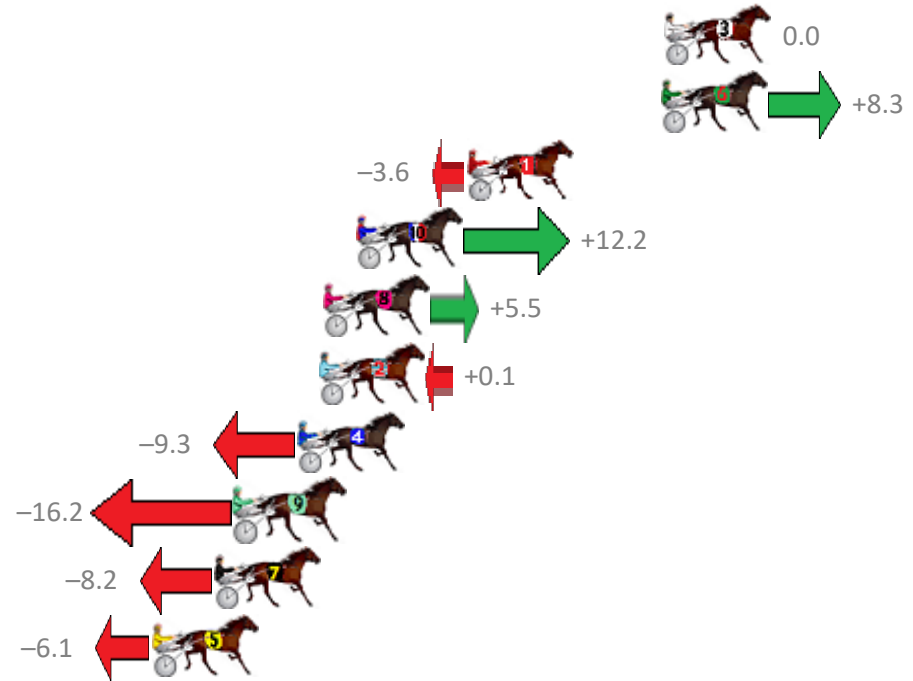
Redcliffe Race 2 Distance 1780m

Wednesday, 11 April 2018

Gross Time: 2:13.90 MileRate: 2:01.00 LeadTime: 12.20s First Qtr: 30.20s Second Qtr: 30.90s Third Qtr: 30.30s Fourth Qtr: 30.30s

NoHorse	Plc	Margin	Time	800Time (W)	400 Time (W)
3 JULIA MAC	1	0.0m	2:13.90	60.60s (0)	30.30s (0)
6 BALLATOR THOR	2	0.1m	2:13.91	59.97s (0)	29.64s (0)
1 PONOVER	3	7.8m	2:14.49	60.87s (0)	30.56s (0)
10 WEASEL	4	12.2m	2:14.82	59.68s (2)	30.33s (2)
8 LOCKTON ART	5	13.5m	2:14.92	60.18s (2)	30.78s (2)
2 BE ON THE SLY	6	13.7m	2:14.94	60.59s (1)	30.10s (0)
4 OUR BODACIOUS	7	14.5m	2:15.00	61.30s (1)	30.87s (1)
9 ANN MATTGREGOR	8	17.0m	2:15.19	61.83s (1)	31.41s (1)
7 VILLAGE CRUISER	9	17.8m	2:15.25	61.22s (1)	30.78s (1)
5 PRIVATE JUJON	10	20.3m	2:15.44	61.06s (2)	31.64s (2)

Finish Position and metres gained from 800m



Trots Sectionals
 Powered by
www.pjdata.com.au
 Home of PJ Trots Analyser



The Racing Queensland Board (trading as Racing Queensland) and provider are not responsible for the completeness or accuracy of any of the information contained herein, and makes no representations about its suitability for any purpose.

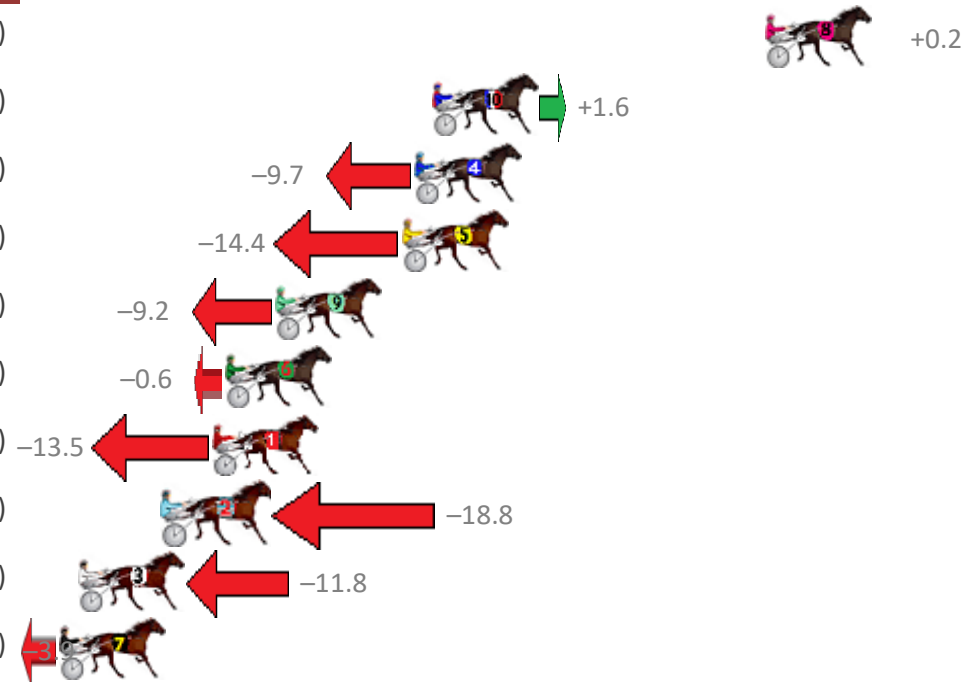
Redcliffe Race 3 Distance 1780m

Wednesday, 11 April 2018

Gross Time: 2:11.80 MileRate: 1:59.10 LeadTime: 11.40s First Qtr: 30.60s Second Qtr: 30.20s Third Qtr: 29.10s Fourth Qtr: 30.50s

NoHorse	Plc	Margin	Time	800Time (W)	400 Time (W)
8 MIRACLESDOAPPEN	1	0.0m	2:11.80	59.59s (1)	30.50s (0)
10 JOHNNYCAKE	2	13.2m	2:12.81	59.48s (1)	29.92s (1)
4 CAMIVISTA	3	13.9m	2:12.86	60.32s (0)	30.57s (0)
5 COLADA RAINBOW	4	14.4m	2:12.90	60.67s (0)	30.96s (0)
9 ARES	5	19.4m	2:13.28	60.29s (1)	30.76s (2)
6 MANY DELIGHTS	6	21.4m	2:13.43	59.64s (1)	30.12s (1)
1 HOT DOGMA	7	21.9m	2:13.47	60.61s (0)	30.77s (0)
2 PAQUIN	8	23.8m	2:13.61	61.00s (1)	31.32s (1)
3 ARMBROS LAD	9	27.2m	2:13.87	60.48s (0)	30.81s (0)
7 MONTENEGRO	10	29.9m	2:14.08	59.89s (1)	30.34s (0)

Finish Position and metres gained from 800m



Trots Sectionals
 Powered by
www.pjdata.com.au
 Home of PJ Trots Analyser



The Racing Queensland Board (trading as Racing Queensland) and provider are not responsible for the completeness or accuracy of any of the information contained herein, and makes no representations about its suitability for any purpose.

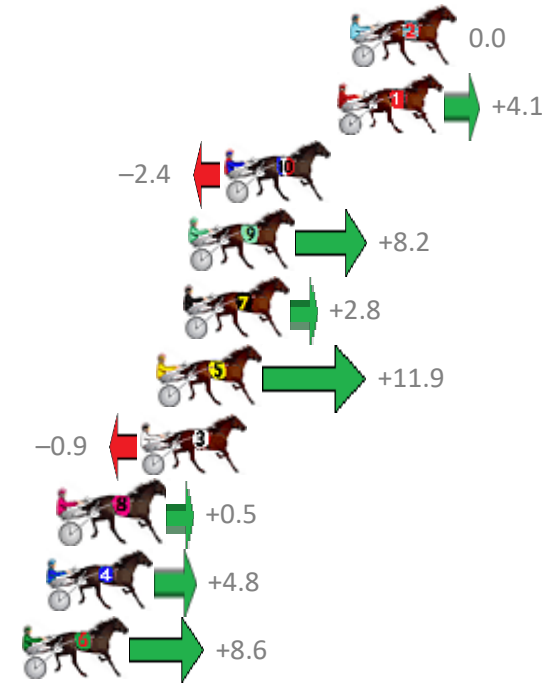
Redcliffe Race 4 Distance 2040m

Wednesday, 11 April 2018

Gross Time: 2:31.00 MileRate: 1:59.10 LeadTime: 31.40s First Qtr: 29.40s Second Qtr: 29.60s Third Qtr: 29.70s Fourth Qtr: 30.90s

NoHorse	Plc	Margin	Time	800Time (W)	400 Time (W)
2 WESTERN JEWELS	1	0.0m	2:31.00	60.60s (0)	30.90s (0)
1 HEAVENS HINT	2	0.5m	2:31.04	60.29s (0)	30.57s (0)
10 JAZZY ARTIST	3	5.0m	2:31.39	60.78s (1)	31.02s (1)
9 GLENFERRIE BABY	4	6.4m	2:31.49	59.98s (0)	30.25s (0)
7 SHERIFF JUJON	5	6.6m	2:31.51	60.39s (0)	30.64s (0)
5 BOB GAGE	6	7.7m	2:31.59	59.70s (0)	29.98s (0)
3 ARBIT MAJOR	7	8.3m	2:31.64	60.67s (1)	30.94s (1)
8 MIDNIGHT BENDER	8	11.5m	2:31.89	60.56s (1)	30.83s (1)
4 MACH SAM	9	12.0m	2:31.93	60.24s (1)	30.50s (1)
6 REAL KNUCKY	10	13.0m	2:32.00	59.95s (1)	30.20s (1)

Finish Position and metres gained from 800m



Trots Sectionals
 Powered by
www.pjdata.com.au
 Home of PJ Trots Analyser



The Racing Queensland Board (trading as Racing Queensland) and provider are not responsible for the completeness or accuracy of any of the information contained herein, and makes no representations about its suitability for any purpose.


Redcliffe Race 5 Distance 1780m

Wednesday, 11 April 2018

Gross Time: 2:13.50 MileRate: 2:00.70 LeadTime: 11.40s First Qtr: 32.50s Second Qtr: 30.70s Third Qtr: 29.40s Fourth Qtr: 29.50s

No Horse	Plc	Margin	Time	800Time (W)	400 Time (W)
10 NOVENA ROSE	1	0.0m	2:13.50	58.86s (1)	29.50s (1)
4 LIFEINHEAVEN	2	1.4m	2:13.60	59.00s (0)	29.56s (0)
1 COLADA ROSE	3	5.1m	2:13.88	58.89s (0)	29.48s (0)
8 FLASHING GOOD TIME	4	11.1m	2:14.32	58.67s (0)	29.20s (0)
2 SWAFFHAM WATER	5	15.3m	2:14.63	58.66s (0)	29.49s (1)
7 OMINOUS FLYER	6	16.0m	2:14.68	59.34s (0)	29.93s (0)
6 PITTSWORTH MAN	7	20.2m	2:14.99	59.34s (1)	30.19s (1)
5 LUVU GRAZAELLA	8	22.2m	2:15.14	59.81s (1)	30.77s (2)
9 DIAMONDSFROMHEAV	9	22.6m	2:15.17	59.22s (2)	30.28s (2)
3 MAKE A POINT	10	22.7m	2:15.17	60.19s (1)	30.73s (1)

Finish Position and metres gained from 800m



Trots Sectionals
 Powered by
www.pjdata.com.au
 Home of PJ Trots Analyser



The Racing Queensland Board (trading as Racing Queensland) and provider are not responsible for the completeness or accuracy of any of the information contained herein, and makes no representations about its suitability for any purpose.

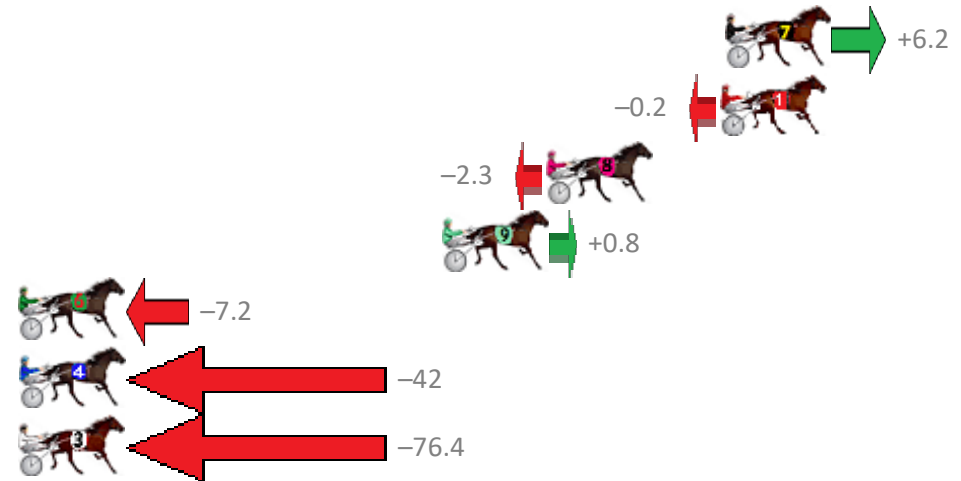
Redcliffe Race 6 Distance 1780m

Wednesday, 11 April 2018

Gross Time: 2:13.50 MileRate: 2:00.70 LeadTime: 12.40s First Qtr: 30.10s Second Qtr: 29.90s Third Qtr: 30.60s Fourth Qtr: 30.50s

No	Horse	Plc	Margin	Time	800Time (W)	400 Time (W)
7	NEVERHAVEIEVER	1	0.0m	2:13.50	60.63s (0)	30.13s (0)
1	MICKEE CULLEN	2	0.2m	2:13.52	61.12s (0)	30.52s (0)
8	DATSGOOD	3	7.1m	2:14.04	61.28s (1)	30.71s (1)
9	REACTOR ONE	4	11.2m	2:14.35	61.04s (0)	30.59s (0)
6	LARA BAY	5	29.8m	2:15.77	61.65s (0)	31.25s (0)
4	BETTERTHAN TORQUE	6	58.2m	2:17.94	64.25s (0)	33.73s (0)
3	MYBELLA ROSE	7	98.8m	2:21.03	66.94s (1)	36.57s (1)

Finish Position and metres gained from 800m



Trots Sectionals
 Powered by
www.pjdata.com.au
 Home of PJ Trots Analyser



The Racing Queensland Board (trading as Racing Queensland) and provider are not responsible for the completeness or accuracy of any of the information contained herein, and makes no representations about its suitability for any purpose.

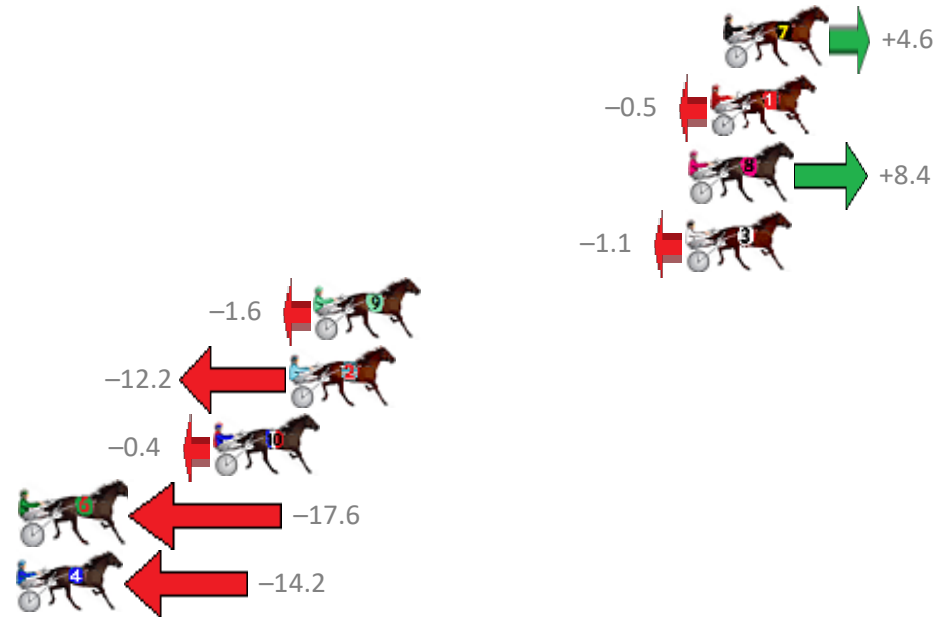
Redcliffe Race 7 Distance 1780m

Wednesday, 11 April 2018

Gross Time: 2:16.50 MileRate: 2:03.40 LeadTime: 12.00s First Qtr: 31.70s Second Qtr: 33.20s Third Qtr: 30.20s Fourth Qtr: 29.40s

NoHorse	Plc	Margin	Time	800Time (W)	400 Time (W)
7 JACK DOUBLEYOU	1	0.0m	2:16.50	59.26s (0)	29.06s (0)
1 CHUMP CHOP	2	0.5m	2:16.54	59.64s (0)	29.44s (0)
8 ALWAYS A JEWEL	3	1.4m	2:16.60	58.97s (1)	29.22s (2)
3 WAVEDANCER	4	1.5m	2:16.61	59.68s (1)	29.45s (1)
9 SHAKEITUP	5	16.2m	2:17.69	59.72s (1)	29.93s (2)
2 TAFFY BOY	6	17.2m	2:17.76	60.51s (1)	30.27s (1)
10 LIVING FREE	7	20.2m	2:17.98	59.63s (1)	30.14s (1)
6 ONCE A DAY	8	27.8m	2:18.54	60.91s (0)	30.58s (0)
4 SUGAR BRICHERS	9	39.0m	2:19.37	60.66s (1)	31.15s (2)

Finish Position and metres gained from 800m



Trots Sectionals
 Powered by
www.pjdata.com.au
 Home of PJ Trots Analyser



The Racing Queensland Board (trading as Racing Queensland) and provider are not responsible for the completeness or accuracy of any of the information contained herein, and makes no representations about its suitability for any purpose.

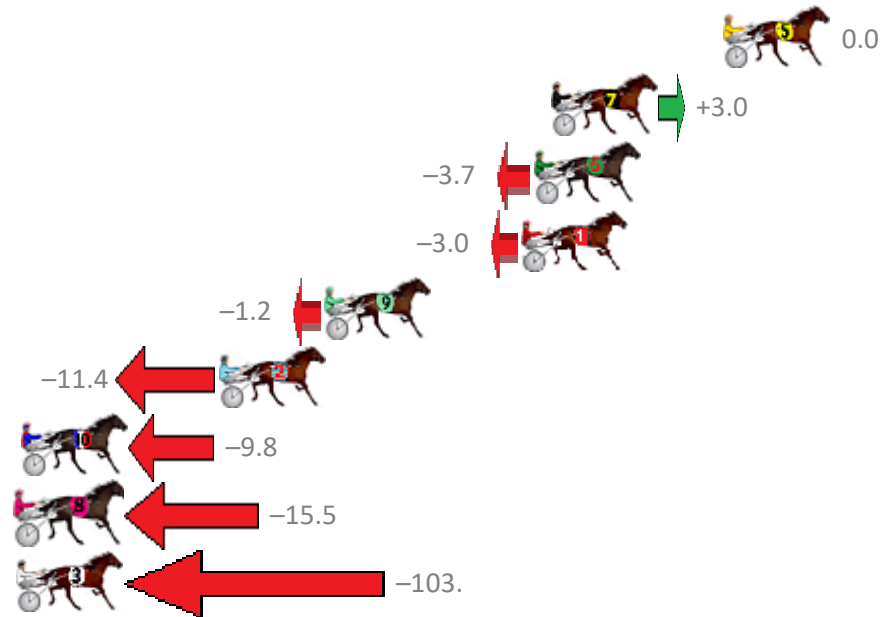
Redcliffe Race 8 Distance 1780m

Wednesday, 11 April 2018

Gross Time: 2:16.40 MileRate: 2:03.30 LeadTime: 11.50s First Qtr: 32.10s Second Qtr: 32.20s Third Qtr: 30.80s Fourth Qtr: 29.80s

NoHorse	Plc	Margin	Time	800Time (W)	400 Time (W)
5 SIXPENNY RED	1	0.0m	2:16.40	60.60s (0)	29.80s (0)
7 CALM ME CRYSTAL	2	6.8m	2:16.91	60.37s (0)	29.58s (0)
6 SAMS THE BEST	3	7.5m	2:16.96	60.88s (1)	30.14s (1)
1 SHESFEELINPRECIOUS	4	8.0m	2:17.00	60.83s (0)	30.01s (0)
9 POSER	5	15.8m	2:17.58	60.69s (0)	29.90s (0)
2 ELLA ROSSI	6	20.0m	2:17.89	61.46s (1)	30.50s (1)
10 FEELINGFORARAINBOW	7	27.8m	2:18.47	61.34s (1)	30.34s (1)
8 BETTOR BECAUSE	8	28.9m	2:18.55	61.77s (1)	30.73s (1)
3 CANT AFFORD HER	9	126.7m	2:25.84	68.44s (0)	37.48s (0)

Finish Position and metres gained from 800m



Trots Sectionals
 Powered by
www.pjdata.com.au
 Home of PJ Trots Analyser



The Racing Queensland Board (trading as Racing Queensland) and provider are not responsible for the completeness or accuracy of any of the information contained herein, and makes no representations about its suitability for any purpose.

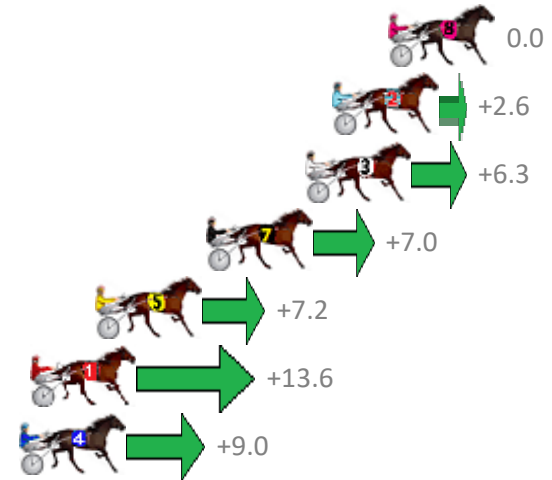
Redcliffe Race 9 Distance 1780m

Wednesday, 11 April 2018

Gross Time: 2:22.10 MileRate: 2:05.70 LeadTime: 15.80s First Qtr: 31.40s Second Qtr: 33.50s Third Qtr: 31.10s Fourth Qtr: 30.30s

NoHorse	Plc	Margin	Time	800Time (W)	400 Time (W)
8 IVANOV	1	0.0m	2:22.10	61.40s (0)	30.30s (0)
2 HIGH CLOUD LASS	2	2.2m	2:22.27	61.20s (0)	30.06s (0)
3 DAY TOURER	3	3.3m	2:22.35	60.92s (0)	30.28s (1)
7 GHENT	4	7.2m	2:22.65	60.86s (0)	30.01s (0)
5 GO AHEAD MAKEMYDA	5	11.6m	2:22.98	60.85s (0)	30.53s (1)
1 DOWN UNDER RORS	6	14.2m	2:23.18	60.36s (1)	30.32s (1)
4 UWOULDNTBELIEVEIT	7	14.6m	2:23.21	60.71s (0)	30.04s (0)

Finish Position and metres gained from 800m



Trots Sectionals
 Powered by
www.pjdata.com.au
 Home of PJ Trots Analyser



The Racing Queensland Board (trading as Racing Queensland) and provider are not responsible for the completeness or accuracy of any of the information contained herein, and makes no representations about its suitability for any purpose.