

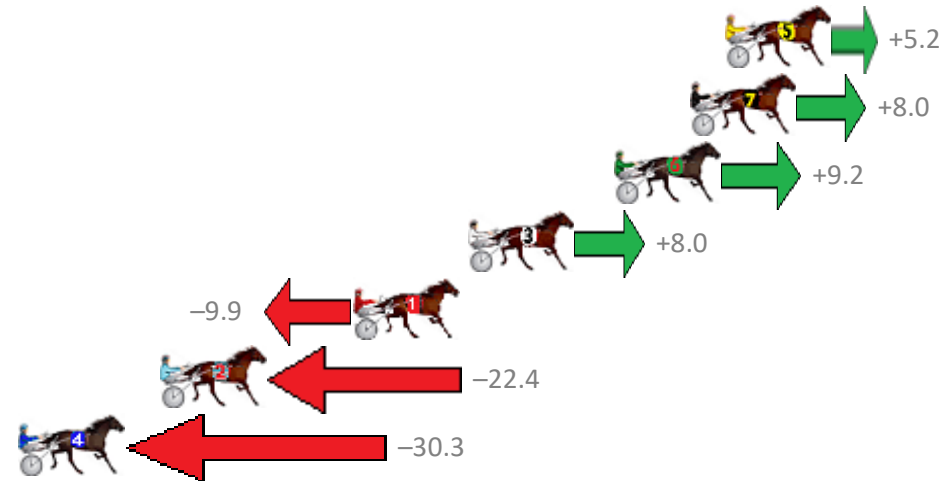
Redcliffe Race 1 Distance 1780m

Thursday, 12 April 2018

Gross Time: 2:09.50 MileRate: 1:57.10 LeadTime: 11.30s First Qtr: 29.20s Second Qtr: 30.60s Third Qtr: 29.20s Fourth Qtr: 29.20s

No	Horse	Plc	Margin	Time	800Time (W)	400 Time (W)
5	ANNIKA MAGIC	1	0.0m	2:09.50	58.02s (1)	28.78s (2)
7	FIFTH EDITION	2	1.4m	2:09.60	57.82s (1)	28.51s (2)
6	LONG ROAD TO FAME	3	4.4m	2:09.82	57.73s (1)	28.40s (1)
3	ELLIOTT BROMAC	4	10.2m	2:10.24	57.82s (1)	28.48s (1)
1	WASTE OF TIME	5	14.7m	2:10.57	59.12s (0)	29.95s (0)
2	GLOWING COURAGE	6	22.4m	2:11.14	60.04s (0)	30.84s (0)
4	FIERY BLUE CHIP	7	31.3m	2:11.78	60.61s (1)	31.22s (1)

Finish Position and metres gained from 800m



Trots Sectionals
 Powered by
www.pjdata.com.au
 Home of PJ Trots Analyser



The Racing Queensland Board (trading as Racing Queensland) and provider are not responsible for the completeness or accuracy of any of the information contained herein, and makes no representations about its suitability for any purpose.

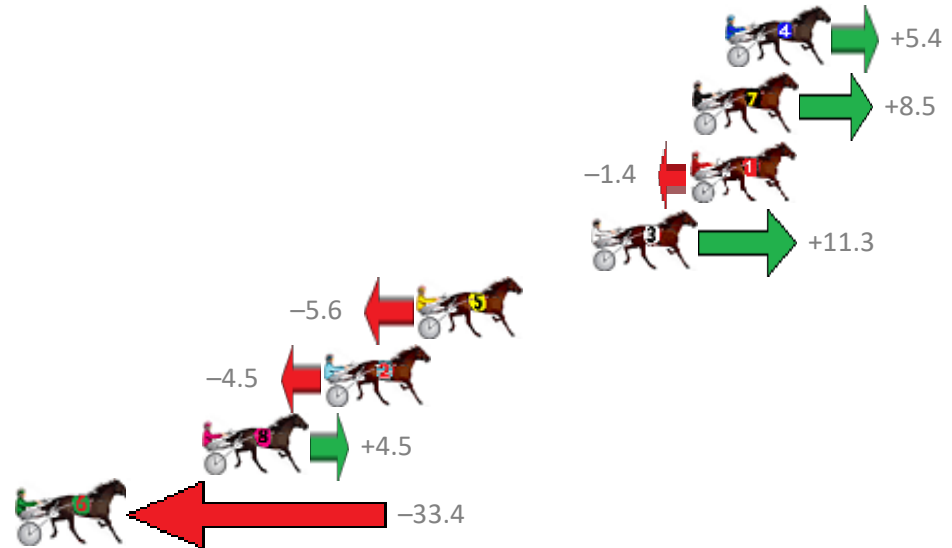
Redcliffe Race 2 Distance 1780m

Thursday, 12 April 2018

Gross Time: 2:14.60 MileRate: 2:01.70 LeadTime: 13.60s First Qtr: 31.20s Second Qtr: 31.40s Third Qtr: 29.20s Fourth Qtr: 29.20s

NoHorse	Plc	Margin	Time	800Time (W)	400 Time (W)
4 BARBOO	1	0.0m	2:14.60	58.01s (0)	28.86s (0)
7 LONG LEGS LOU	2	1.3m	2:14.69	57.78s (0)	28.65s (0)
1 WEDDING NIGHT	3	1.4m	2:14.70	58.50s (0)	29.30s (0)
3 VELOCE BELLA	4	5.3m	2:14.99	57.58s (1)	28.54s (2)
5 IM SANDY BAY	5	12.2m	2:15.49	58.81s (1)	29.35s (1)
2 NOT ALWAYS	6	15.9m	2:15.76	58.73s (1)	29.66s (2)
8 CUTMEARINHALF	7	20.7m	2:16.11	58.07s (0)	29.05s (0)
6 BARBIE MATTGREGOR	8	34.2m	2:17.10	60.84s (1)	31.39s (1)

Finish Position and metres gained from 800m



Trots Sectionals
 Powered by
www.pjdata.com.au
 Home of PJ Trots Analyser



The Racing Queensland Board (trading as Racing Queensland) and provider are not responsible for the completeness or accuracy of any of the information contained herein, and makes no representations about its suitability for any purpose.

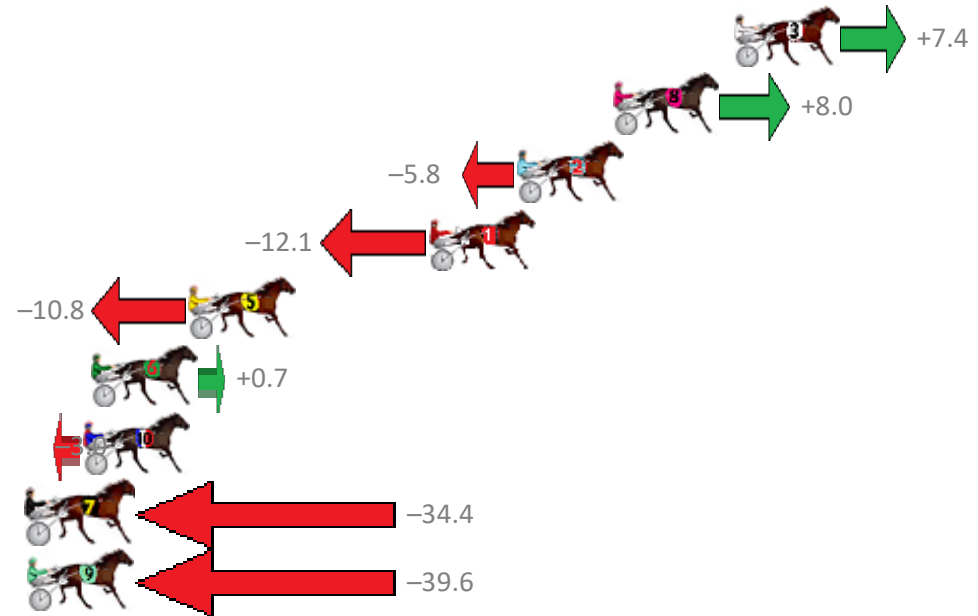
Redcliffe Race 3 Distance 1780m

Thursday, 12 April 2018

Gross Time: 2:14.20 MileRate: 2:01.30 LeadTime: 11.40s First Qtr: 31.90s Second Qtr: 31.50s Third Qtr: 29.20s Fourth Qtr: 30.20s

No	Horse	Plc	Margin	Time	800Time (W)	400 Time (W)
3	WRITEABOUTCHELSEA	1	0.0m	2:14.20	58.85s (1)	29.64s (1)
8	SCOTT TOM	2	4.8m	2:14.56	58.81s (1)	29.58s (1)
2	GOTTA GO RALPHIE	3	8.6m	2:14.85	59.83s (1)	30.61s (1)
1	DOOLITTLE DOOFY	4	12.1m	2:15.11	60.30s (0)	31.11s (0)
5	THANKHEAVNFORGIRLS	5	21.6m	2:15.83	60.20s (0)	30.97s (0)
6	COAST WARNING	6	25.5m	2:16.13	59.35s (2)	30.87s (2)
10	DREAMTIME SARA	7	25.8m	2:16.15	59.62s (1)	30.76s (1)
7	OOZINVILLE	8	38.6m	2:17.11	61.95s (0)	32.63s (0)
9	BOLTENIN	9	57.8m	2:18.56	62.34s (1)	33.04s (0)

Finish Position and metres gained from 800m



Trots Sectionals
 Powered by
www.pjdata.com.au
 Home of PJ Trots Analyser



The Racing Queensland Board (trading as Racing Queensland) and provider are not responsible for the completeness or accuracy of any of the information contained herein, and makes no representations about its suitability for any purpose.

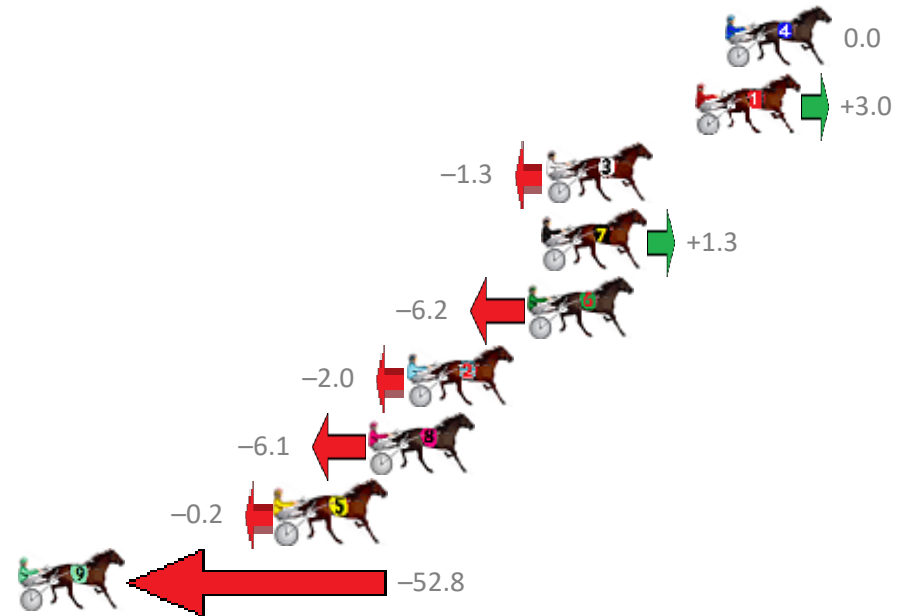
Redcliffe Race 4 Distance 1780m

Thursday, 12 April 2018

Gross Time: 2:13.90 MileRate: 2:01.10 LeadTime: 11.90s First Qtr: 30.80s Second Qtr: 32.20s Third Qtr: 29.90s Fourth Qtr: 29.10s

NoHorse	Plc	Margin	Time	800Time (W)	400 Time (W)
4 TRIJET	1	0.0m	2:13.90	59.00s (0)	29.10s (0)
1 RUFFALO	2	1.2m	2:13.99	58.78s (0)	28.84s (0)
3 FALCON VISTA	3	7.1m	2:14.42	59.10s (1)	29.06s (1)
7 BETTING BARON	4	7.3m	2:14.43	58.90s (0)	28.95s (0)
6 RAYONG PRINCESS	5	7.8m	2:14.47	59.46s (1)	29.46s (1)
2 FAMOUS SHOES	6	12.6m	2:14.82	59.15s (1)	29.03s (1)
8 SKYLARHAIN	7	14.1m	2:14.93	59.45s (2)	29.66s (2)
5 ARCHIECANO	8	17.8m	2:15.19	59.01s (2)	29.06s (2)
9 JOEY TEE	9	65.8m	2:18.69	62.89s (2)	31.12s (1)

Finish Position and metres gained from 800m



Trots Sectionals
 Powered by
www.pjdata.com.au
 Home of PJ Trots Analyser



The Racing Queensland Board (trading as Racing Queensland) and provider are not responsible for the completeness or accuracy of any of the information contained herein, and makes no representations about its suitability for any purpose.

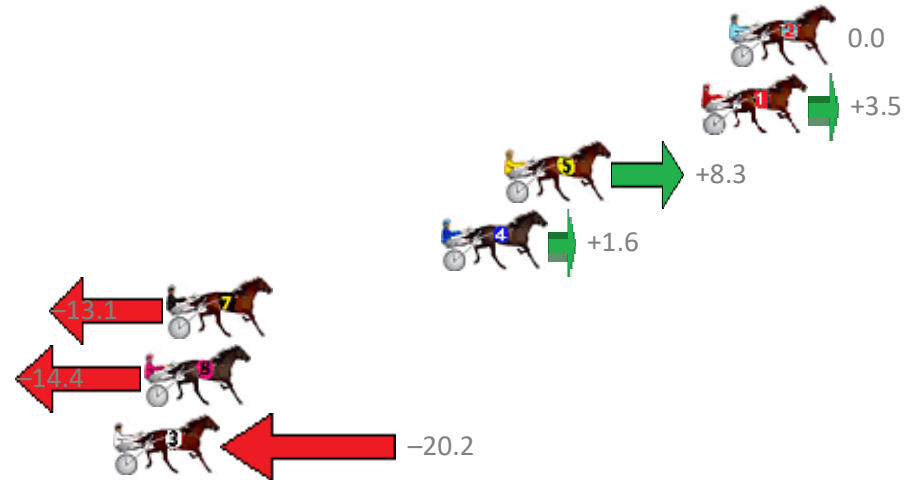
Redcliffe Race 5 Distance 2040m

Thursday, 12 April 2018

Gross Time: 2:32.60 MileRate: 2:00.40 LeadTime: 31.20s First Qtr: 31.90s Second Qtr: 31.00s Third Qtr: 29.30s Fourth Qtr: 29.20s

NoHorse	Plc	Margin	Time	800Time (W)	400 Time (W)
2 OYSTER STRIDE	1	0.0m	2:32.60	58.50s (0)	29.20s (0)
1 MONUMENTAL	2	1.1m	2:32.68	58.24s (0)	28.96s (0)
5 CALCAVADO	3	8.9m	2:33.25	57.89s (1)	29.35s (2)
4 WEE JIMMY	4	11.4m	2:33.43	58.38s (1)	29.48s (1)
7 ONYAJANS	5	22.3m	2:34.23	59.46s (0)	30.19s (0)
8 GALLYMONT SPORT	6	23.2m	2:34.29	59.55s (1)	30.72s (2)
3 OSCARS GLORY	7	24.4m	2:34.38	59.98s (1)	30.75s (1)

Finish Position and metres gained from 800m



Trots Sectionals
 Powered by
www.pjdata.com.au
 Home of PJ Trots Analyser



The Racing Queensland Board (trading as Racing Queensland) and provider are not responsible for the completeness or accuracy of any of the information contained herein, and makes no representations about its suitability for any purpose.

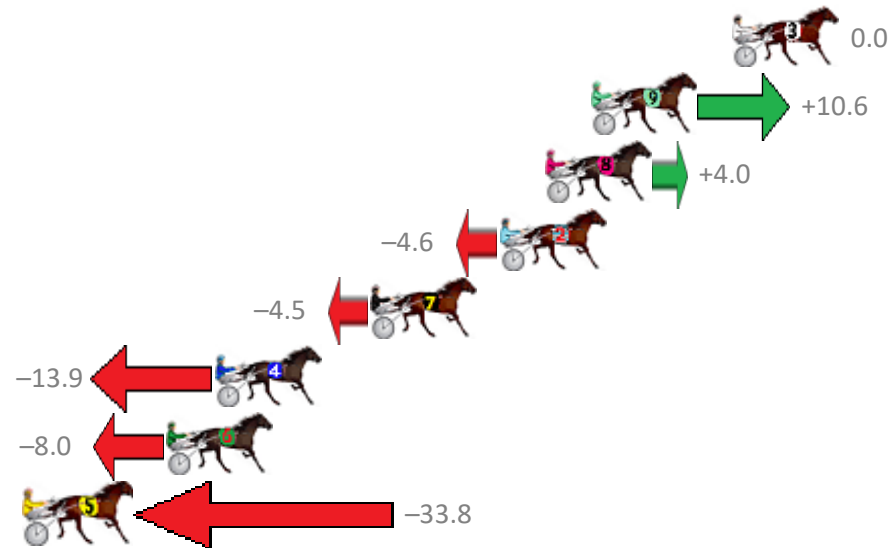
Redcliffe Race 6 Distance 1780m

Thursday, 12 April 2018

Gross Time: 2:15.10 MileRate: 2:02.20 LeadTime: 11.70s First Qtr: 32.60s Second Qtr: 32.00s Third Qtr: 30.00s Fourth Qtr: 28.80s

NoHorse	Plc	Margin	Time	800Time (W)	400 Time (W)
3 ROCKNROLL PROMISE	1	0.0m	2:15.10	58.80s (0)	28.80s (0)
9 FEELINGFORAMIRACLE	2	5.6m	2:15.50	58.02s (1)	28.89s (2)
8 BUDDY BABCOCK	3	7.4m	2:15.63	58.51s (1)	28.67s (2)
2 LEORYAN	4	9.2m	2:15.76	59.14s (0)	29.12s (0)
7 JUST CALL ME GOOSE	5	14.3m	2:16.13	59.13s (0)	29.12s (0)
4 MAJOR TRALEE	6	20.5m	2:16.58	59.82s (1)	29.74s (1)
6 EVERY THINGS ROSEY	7	22.4m	2:16.71	59.39s (0)	29.32s (0)
5 FLIPPA PENNY	8	36.0m	2:17.69	61.28s (1)	31.18s (1)

Finish Position and metres gained from 800m



Trots Sectionals
 Powered by
www.pjdata.com.au
 Home of PJ Trots Analyser



The Racing Queensland Board (trading as Racing Queensland) and provider are not responsible for the completeness or accuracy of any of the information contained herein, and makes no representations about its suitability for any purpose.

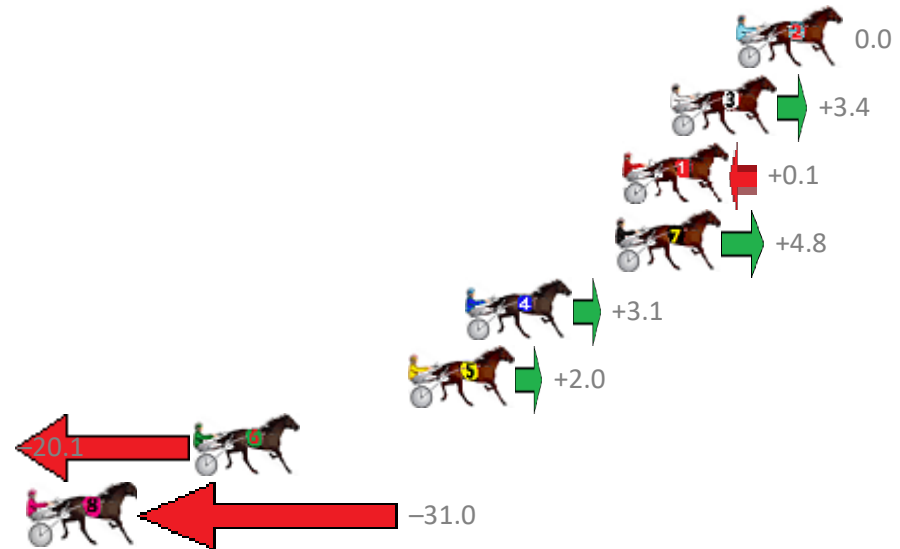
Redcliffe Race 7 Distance 1780m

Thursday, 12 April 2018

Gross Time: 2:11.60 MileRate: 1:58.90 LeadTime: 12.00s First Qtr: 30.50s Second Qtr: 31.50s Third Qtr: 28.00s Fourth Qtr: 29.60s

NoHorse	Plc	Margin	Time	800Time (W)	400 Time (W)
2 PALE BEAR BOO	1	0.0m	2:11.60	57.60s (0)	29.60s (0)
3 MY MASTERCRAFTSMA	2	2.6m	2:11.79	57.36s (1)	29.16s (1)
1 CROWNING GLORY	3	4.5m	2:11.93	57.59s (0)	29.53s (0)
7 SHEZABONNYGEM	4	4.8m	2:11.96	57.25s (0)	29.22s (0)
4 MONTCALM	5	10.7m	2:12.39	57.38s (0)	29.18s (0)
5 BIG BRUCE	6	13.0m	2:12.56	57.46s (1)	29.01s (1)
6 MASTER MONTANA	7	21.5m	2:13.19	59.05s (1)	30.87s (1)
8 JUDAH BEN HUR	8	41.6m	2:14.68	59.83s (1)	31.48s (1)

Finish Position and metres gained from 800m



Trots Sectionals
 Powered by
www.pjdata.com.au
 Home of PJ Trots Analyser



The Racing Queensland Board (trading as Racing Queensland) and provider are not responsible for the completeness or accuracy of any of the information contained herein, and makes no representations about its suitability for any purpose.

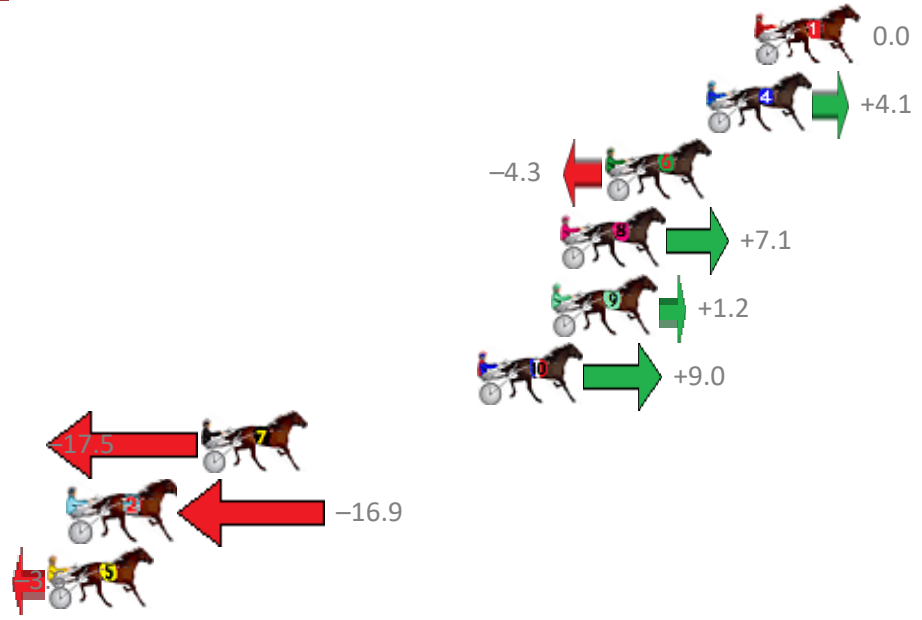
Redcliffe Race 8 Distance 2040m

Thursday, 12 April 2018

Gross Time: 2:32.40 MileRate: 2:00.20 LeadTime: 32.50s First Qtr: 29.90s Second Qtr: 30.80s Third Qtr: 28.70s Fourth Qtr: 30.50s

NoHorse	Plc	Margin	Time	800Time (W)	400 Time (W)
1 ITS ALL GO	1	0.0m	2:32.40	59.20s (0)	30.50s (0)
4 SPLASH OF GOLD	2	1.9m	2:32.54	58.90s (1)	30.08s (1)
6 THE FRAME	3	5.9m	2:32.85	59.52s (1)	30.84s (1)
8 RAFFERTY DELIGHTS	4	7.7m	2:32.99	58.67s (1)	29.85s (2)
9 ITS ALL TORQUE	5	8.0m	2:33.01	59.11s (0)	30.09s (1)
10 THE GUN ROCKSTAR	6	11.0m	2:33.24	58.53s (1)	29.87s (1)
7 SAND SAFARI	7	21.9m	2:34.07	60.49s (0)	31.42s (0)
2 TIME TRAVELLER	8	27.1m	2:34.47	60.45s (1)	31.68s (2)
5 XTRAORDINARY LOMB	9	28.6m	2:34.58	59.47s (1)	30.44s (0)

Finish Position and metres gained from 800m



Trots Sectionals
 Powered by
www.pjdata.com.au
 Home of PJ Trots Analyser



The Racing Queensland Board (trading as Racing Queensland) and provider are not responsible for the completeness or accuracy of any of the information contained herein, and makes no representations about its suitability for any purpose.