

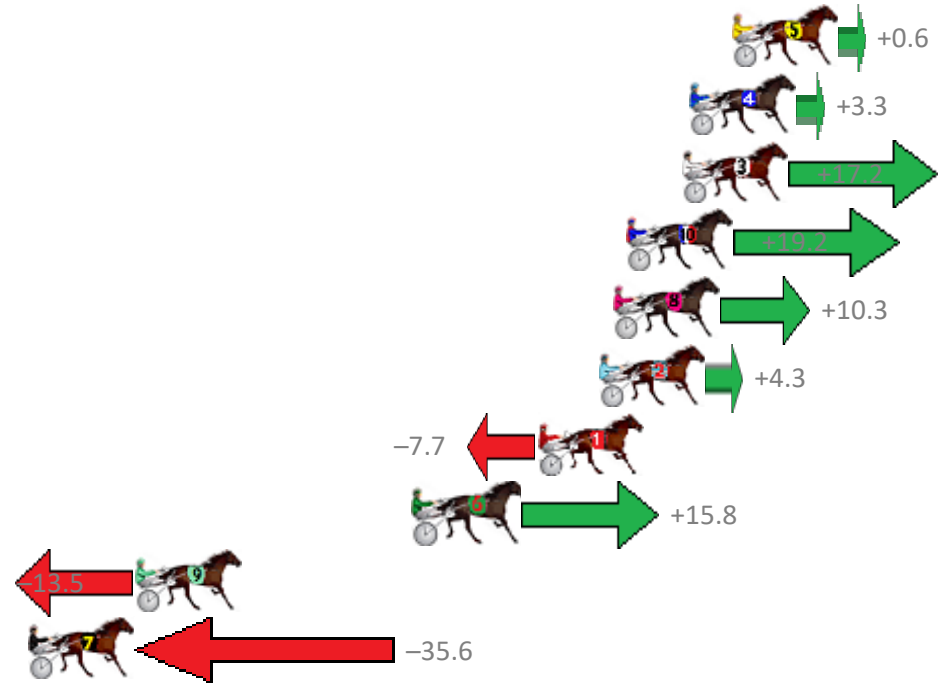
# Redcliffe Race 1 Distance 1780m

Wednesday, 18 April 2018

Gross Time: 2:12.00 MileRate: 1:59.40 LeadTime: 11.40s First Qtr: 29.20s Second Qtr: 30.80s Third Qtr: 29.40s Fourth Qtr: 31.20s

No	Horse	Plc	Margin	Time	800Time (W)	400 Time (W)
5	SURFACE TO AIR	1	0.0m	2:12.00	60.55s (1)	31.18s (1)
4	REAL KNUCKY	2	1.7m	2:12.13	60.35s (1)	30.96s (1)
3	WASTE OF TIME	3	2.0m	2:12.16	59.30s (1)	30.26s (1)
10	ROCKNROLL AMBER	4	4.2m	2:12.33	59.15s (2)	30.31s (3)
8	GUTS	5	4.7m	2:12.37	59.82s (1)	30.66s (2)
2	JAZZY ARTIST	6	5.3m	2:12.41	60.27s (1)	31.19s (2)
1	OSCARS GLORY	7	7.7m	2:12.60	61.18s (0)	31.80s (0)
6	NOVENA ROSE	8	12.6m	2:12.98	59.40s (1)	30.67s (2)
9	ONE TO TANGO	9	23.7m	2:13.85	61.62s (0)	32.16s (0)
7	GLOWING COURAGE	10	40.2m	2:15.14	63.30s (0)	33.84s (0)

Finish Position and metres gained from 800m



Trots Sectionals  
 Powered by  
[www.pjdata.com.au](http://www.pjdata.com.au)  
 Home of PJ Trots Analyser



The Racing Queensland Board (trading as Racing Queensland) and provider are not responsible for the completeness or accuracy of any of the information contained herein, and makes no representations about its suitability for any purpose.

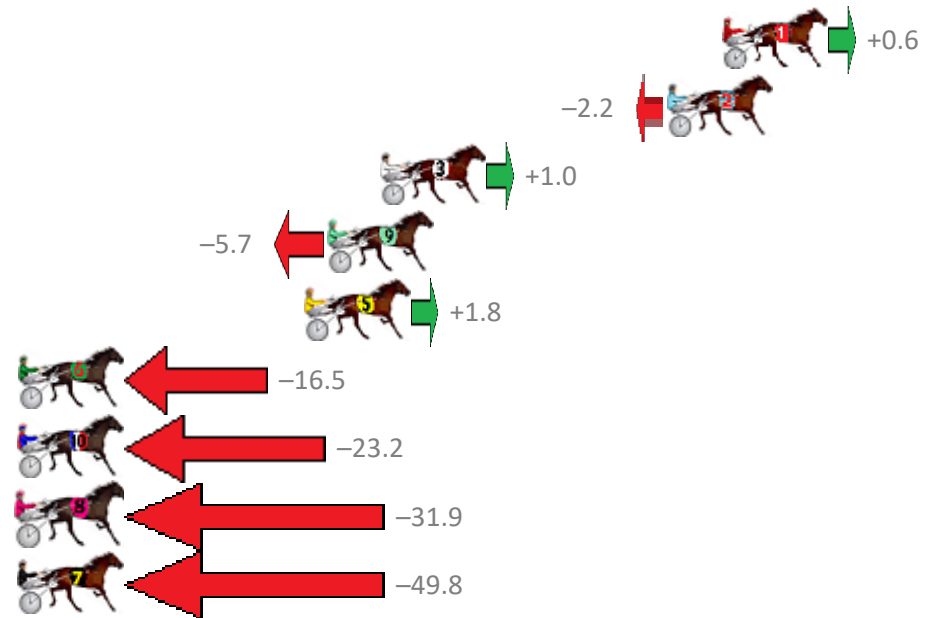
# Redcliffe Race 2 Distance 2040m

Wednesday, 18 April 2018

Gross Time: 2:35.60 MileRate: 2:02.70 LeadTime: 33.20s First Qtr: 31.60s Second Qtr: 31.90s Third Qtr: 29.20s Fourth Qtr: 29.70s

No Horse	Plc	Margin	Time	800Time (W)	400 Time (W)
1 DAPPER	1	0.0m	2:35.60	58.86s (0)	29.69s (0)
2 BLUE EYED CREATION	2	2.2m	2:35.76	59.06s (1)	29.86s (1)
3 MO JARNEY	3	13.6m	2:36.61	58.83s (0)	29.85s (0)
9 MISS CATALINA	4	15.7m	2:36.77	59.32s (0)	30.20s (1)
5 HEAVENS HINT	5	16.6m	2:36.83	58.77s (1)	30.03s (2)
6 BRONZE ECSTASY	6	30.5m	2:37.86	60.11s (1)	31.40s (2)
10 KAA NAPALI	7	32.4m	2:38.01	60.61s (1)	31.88s (2)
8 TRAVELNFAST	8	36.5m	2:38.31	61.25s (1)	32.05s (1)
7 JOHNNYCAKE	9	55.4m	2:39.71	62.57s (0)	33.44s (0)

Finish Position and metres gained from 800m



Trots Sectionals  
 Powered by  
[www.pjdata.com.au](http://www.pjdata.com.au)  
 Home of PJ Trots Analyser



The Racing Queensland Board (trading as Racing Queensland) and provider are not responsible for the completeness or accuracy of any of the information contained herein, and makes no representations about its suitability for any purpose.

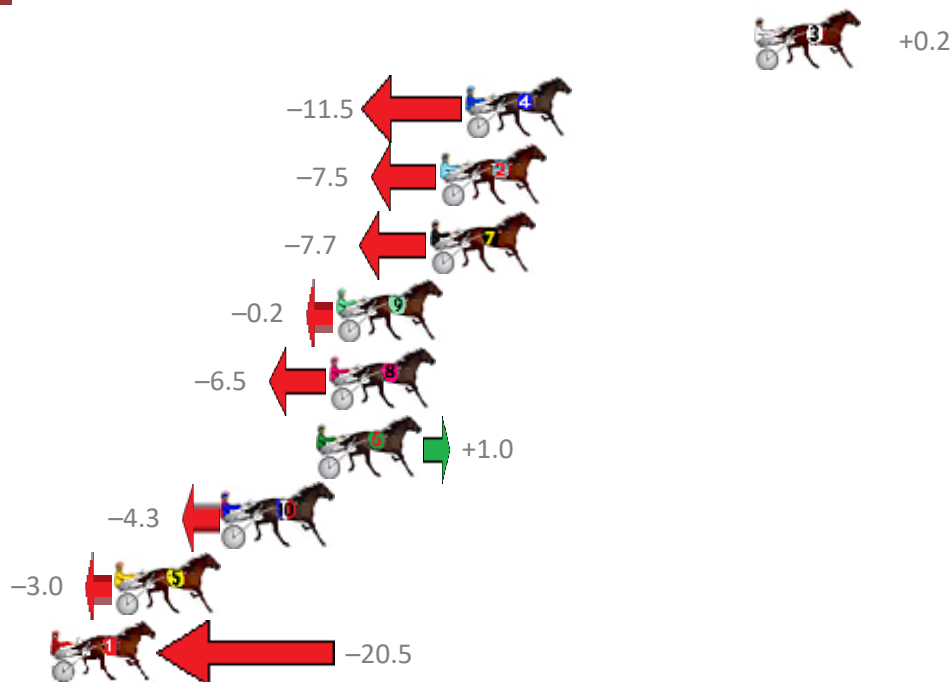
# Redcliffe Race 3 Distance 2040m

Wednesday, 18 April 2018

Gross Time: 2:33.30 MileRate: 2:00.90 LeadTime: 31.20s First Qtr: 32.20s Second Qtr: 30.90s Third Qtr: 28.80s Fourth Qtr: 30.20s

No	Horse	Plc	Margin	Time	800Time (W)	400 Time (W)
3	ITS ALL GO	1	0.0m	2:33.30	58.99s (0)	30.20s (0)
4	MIRACLES DO APPEN	2	11.5m	2:34.17	59.85s (1)	31.02s (1)
2	WEASEL	3	12.5m	2:34.24	59.55s (0)	30.62s (0)
7	LIFE IN HEAVEN	4	12.9m	2:34.27	59.57s (1)	30.77s (1)
9	JOEY TEE	5	16.6m	2:34.55	59.01s (1)	30.09s (1)
8	WEE JIMMY	6	16.9m	2:34.58	59.48s (1)	30.57s (0)
6	GHOST GUM	7	17.4m	2:34.61	58.93s (0)	29.75s (1)
10	MACH SAM	8	21.1m	2:34.89	59.32s (2)	30.68s (2)
5	TRENTLEIGH	9	25.4m	2:35.22	59.22s (2)	30.41s (2)
1	MANY DELIGHTS	10	34.3m	2:35.89	60.51s (0)	31.34s (0)

Finish Position and metres gained from 800m



Trots Sectionals  
 Powered by  
[www.pjdata.com.au](http://www.pjdata.com.au)  
 Home of PJ Trots Analyser



The Racing Queensland Board (trading as Racing Queensland) and provider are not responsible for the completeness or accuracy of any of the information contained herein, and makes no representations about its suitability for any purpose.

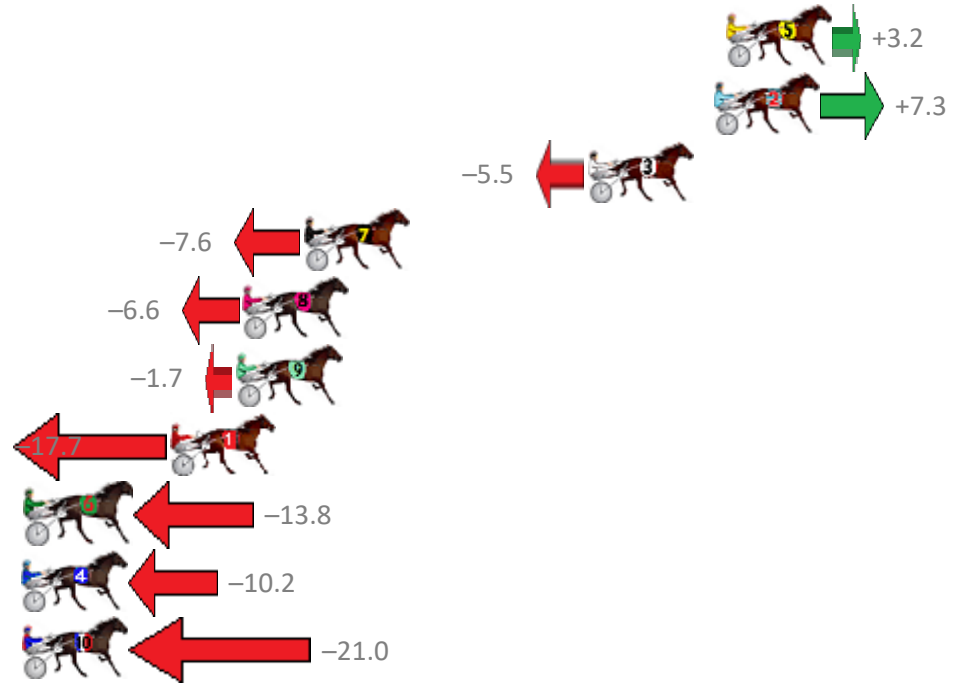
# Redcliffe Race 4 Distance 2040m

Wednesday, 18 April 2018

Gross Time: 2:33.20 MileRate: 2:00.90 LeadTime: 32.00s First Qtr: 31.70s Second Qtr: 30.90s Third Qtr: 28.80s Fourth Qtr: 29.80s

No	Horse	Plc	Margin	Time	800Time (W)	400 Time (W)
5	THE FRAME	1	0.0m	2:33.20	58.37s (1)	29.73s (1)
2	ARBIT MAJOR	2	0.5m	2:33.24	58.07s (1)	29.38s (1)
3	LYNCHMAN	3	5.5m	2:33.61	59.00s (0)	30.21s (0)
7	FUI FUI	4	16.8m	2:34.45	59.16s (0)	30.28s (0)
8	SPLASH OF GOLD	5	19.2m	2:34.63	59.08s (1)	30.26s (1)
9	SONNY ORLANDO	6	19.5m	2:34.65	58.72s (1)	29.93s (1)
1	BALLATOR THOR	7	22.1m	2:34.85	59.90s (0)	31.06s (0)
6	JEDI SUPERSTAR	8	27.8m	2:35.27	59.61s (0)	30.66s (0)
4	PITTSWORTH MAN	9	33.0m	2:35.66	59.35s (1)	30.47s (1)
10	BEAUTY BOUND	10	39.2m	2:36.12	60.14s (2)	31.36s (2)

Finish Position and metres gained from 800m



Trots Sectionals  
 Powered by  
[www.pjdata.com.au](http://www.pjdata.com.au)  
 Home of PJ Trots Analyser



The Racing Queensland Board (trading as Racing Queensland) and provider are not responsible for the completeness or accuracy of any of the information contained herein, and makes no representations about its suitability for any purpose.

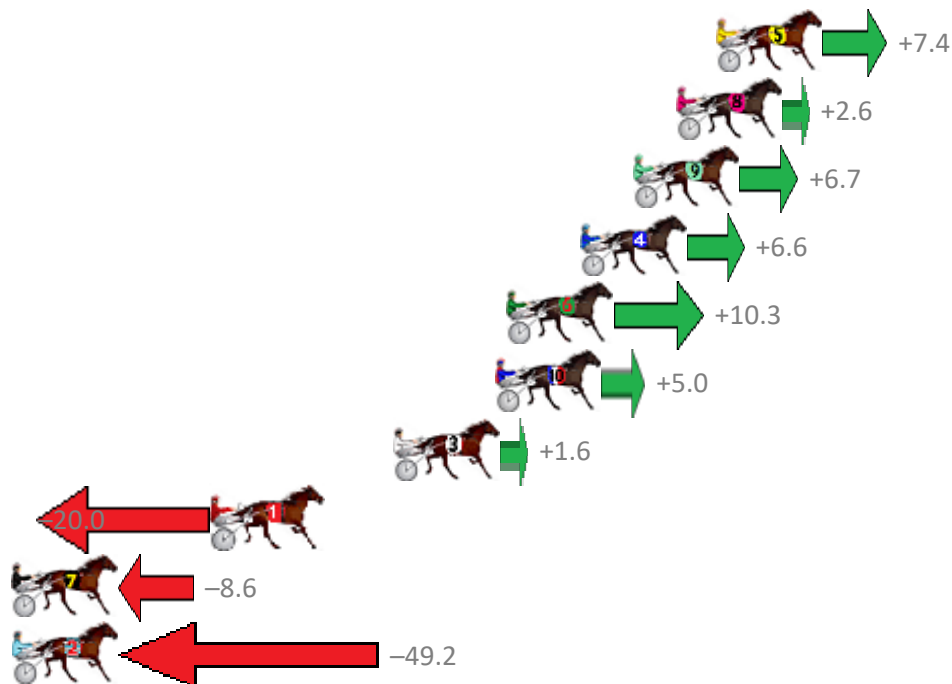
# Redcliffe Race 5 Distance 1780m

Wednesday, 18 April 2018

Gross Time: 2:14.70 MileRate: 2:01.80 LeadTime: 11.40s First Qtr: 29.70s Second Qtr: 33.00s Third Qtr: 29.90s Fourth Qtr: 30.70s

No	Horse	Plc	Margin	Time	800Time (W)	400 Time (W)
5	ALWAYS A JEWEL	1	0.0m	2:14.70	60.04s (1)	30.70s (1)
8	DAPPER BESSIE	2	1.6m	2:14.82	60.40s (0)	30.27s (1)
9	JUSTALITTLE TORQUE	3	3.3m	2:14.95	60.09s (0)	29.88s (0)
4	MICKEE CULLEN	4	5.4m	2:15.11	60.10s (1)	30.15s (3)
6	BIG BEAT	5	8.3m	2:15.34	59.82s (2)	30.26s (4)
10	NEVERHAVEIEVER	6	8.8m	2:15.38	60.22s (2)	30.90s (3)
3	IFOUNDTHEBEACH	7	12.8m	2:15.68	60.48s (0)	30.30s (1)
1	BETTERTHAN TORQUE	8	20.0m	2:16.24	62.11s (0)	31.99s (0)
7	DATSGOOD	9	33.2m	2:17.25	61.25s (0)	30.93s (0)
2	REACTOR ONE	10	52.0m	2:18.69	64.33s (1)	33.91s (2)

Finish Position and metres gained from 800m



Trots Sectionals  
 Powered by  
[www.pjdata.com.au](http://www.pjdata.com.au)  
 Home of PJ Trots Analyser



The Racing Queensland Board (trading as Racing Queensland) and provider are not responsible for the completeness or accuracy of any of the information contained herein, and makes no representations about its suitability for any purpose.


# Redcliffe Race 6 Distance 1780m

Wednesday, 18 April 2018

Gross Time: 2:14.90 MileRate: 2:02.00 LeadTime: 11.80s First Qtr: 30.20s Second Qtr: 32.90s Third Qtr: 30.10s Fourth Qtr: 29.90s

No Horse	Plc	Margin	Time	800Time (W)	400 Time (W)
1 ARMBROS LAD	1	0.0m	2:14.90	60.00s (0)	29.90s (0)
7 DALACOS EMPRESS	2	0.4m	2:14.93	59.72s (0)	29.57s (0)
10 MAKE A POINT	3	6.0m	2:15.35	59.79s (0)	29.60s (0)
4 MANOFLISA	4	6.3m	2:15.37	60.38s (1)	30.28s (1)
2 HINCHINBROOK	5	11.4m	2:15.75	60.39s (1)	30.09s (1)
5 ARES	6	13.4m	2:15.90	59.47s (1)	29.60s (2)
9 LIGHTHORSE	7	15.8m	2:16.08	60.01s (1)	29.91s (1)
6 DREAMTIME SARA	8	18.0m	2:16.25	59.47s (1)	29.36s (1)
8 PONOVER	9	20.2m	2:16.41	60.71s (1)	30.48s (2)
3 JAYCEE STYLE	10	31.4m	2:17.25	61.37s (0)	31.14s (0)

Finish Position and metres gained from 800m



Trots Sectionals  
 Powered by  
[www.pjdata.com.au](http://www.pjdata.com.au)  
 Home of PJ Trots Analyser



The Racing Queensland Board (trading as Racing Queensland) and provider are not responsible for the completeness or accuracy of any of the information contained herein, and makes no representations about its suitability for any purpose.

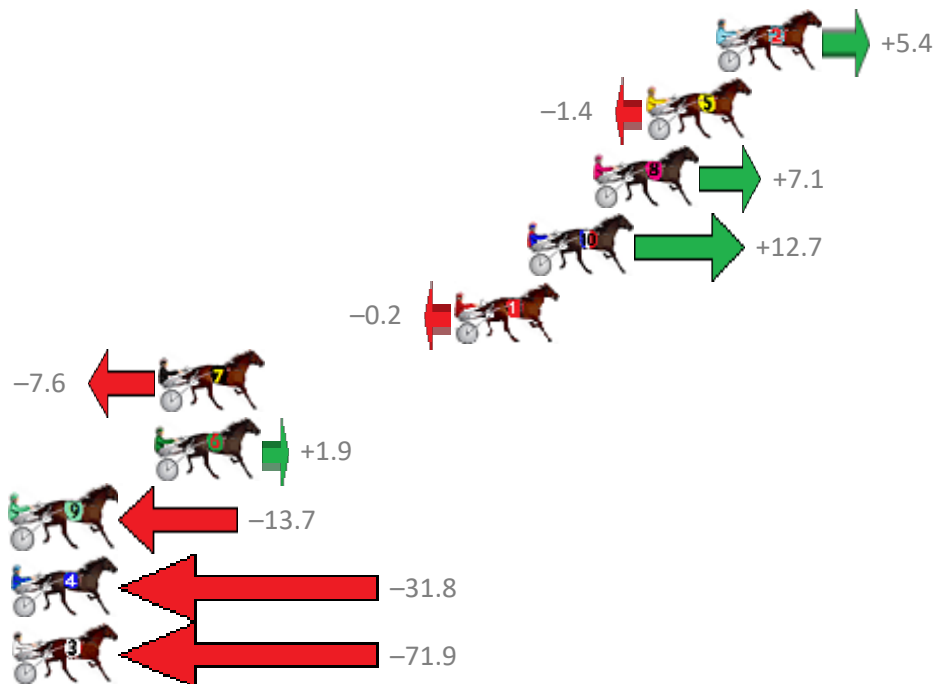
# Redcliffe Race 7 Distance 1780m

Wednesday, 18 April 2018

Gross Time: 2:14.10 MileRate: 2:01.20 LeadTime: 12.10s First Qtr: 30.10s Second Qtr: 31.90s Third Qtr: 30.00s Fourth Qtr: 30.00s

No	Horse	Plc	Margin	Time	800Time (W)	400 Time (W)
2	MAJOR GENERALJUJON	1	0.0m	2:14.10	59.60s (0)	29.53s (1)
5	FEELINGFORAMIRACLE	2	2.8m	2:14.31	60.10s (1)	30.21s (1)
8	HERES MY NUMBER	3	4.9m	2:14.47	59.47s (1)	28.91s (1)
10	THE FORMULA ONE	4	7.5m	2:14.66	59.05s (1)	29.38s (3)
1	COBLA MADONNA	5	10.4m	2:14.88	60.01s (0)	29.94s (0)
7	LEORYAN	6	22.2m	2:15.76	60.57s (0)	30.42s (0)
6	MAHALO	7	22.3m	2:15.77	59.86s (2)	29.89s (0)
9	JACK DOUBLEYOU	8	29.7m	2:16.33	61.03s (2)	31.18s (2)
4	JULES AND DENISE	9	31.8m	2:16.49	62.38s (0)	32.26s (0)
3	OUR MATEO	10	79.1m	2:20.03	65.39s (1)	34.88s (1)

Finish Position and metres gained from 800m



Trots Sectionals  
 Powered by  
[www.pjdata.com.au](http://www.pjdata.com.au)  
 Home of PJ Trots Analyser



The Racing Queensland Board (trading as Racing Queensland) and provider are not responsible for the completeness or accuracy of any of the information contained herein, and makes no representations about its suitability for any purpose.

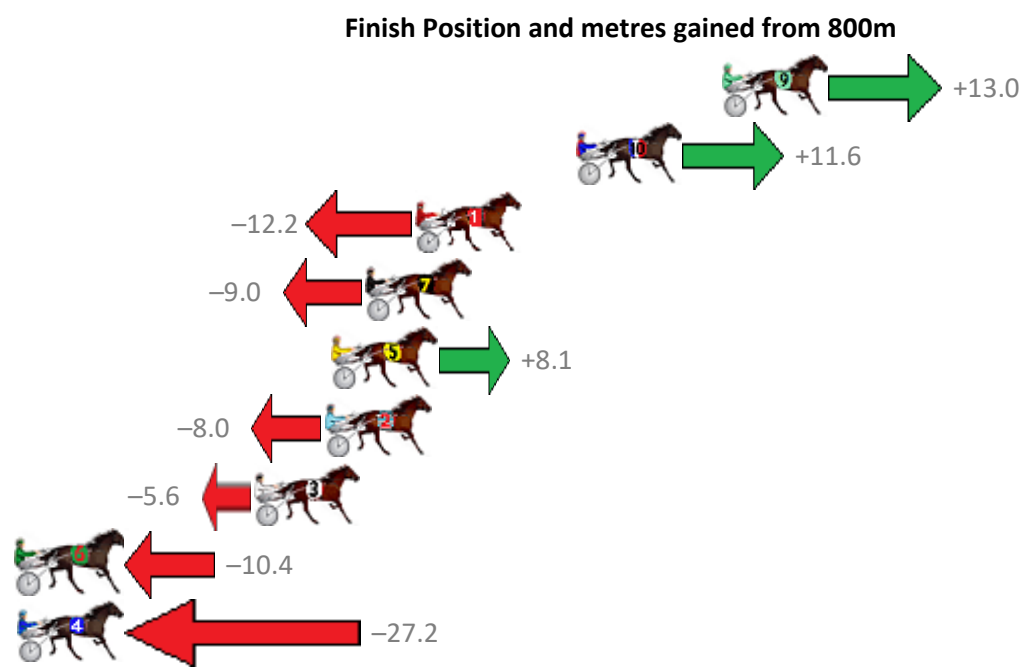


# Redcliffe Race 8 Distance 1780m

Wednesday, 18 April 2018

Gross Time: 2:16.00 MileRate: 2:02.90 LeadTime: 12.50s First Qtr: 30.90s Second Qtr: 32.40s Third Qtr: 30.60s Fourth Qtr: 29.60s

No	Horse	Plc	Margin	Time	800Time (W)	400 Time (W)
9	CUPCAKESNWHIPCREA	1	0.0m	2:16.00	59.22s (1)	28.87s (2)
10	JOVIAL JULIE	2	5.8m	2:16.43	59.33s (1)	28.90s (2)
1	SHESFEELINPRECIOUS	3	12.2m	2:16.90	61.12s (0)	30.50s (0)
7	CALM ME CRYSTAL	4	14.2m	2:17.05	60.88s (0)	30.27s (0)
5	OVERTHEMOON	5	15.5m	2:17.15	59.59s (1)	29.13s (2)
2	LAYBACK FEELING	6	15.8m	2:17.17	60.80s (1)	30.00s (1)
3	BOULDER CITY	7	18.6m	2:17.38	60.62s (0)	30.18s (0)
6	FEELINGFORARAINBOW	8	28.6m	2:18.12	60.98s (0)	30.52s (1)
4	VALIANT GEM	9	30.6m	2:18.26	62.25s (1)	31.44s (1)



Trots Sectionals  
 Powered by  
[www.pjdata.com.au](http://www.pjdata.com.au)  
 Home of PJ Trots Analyser



The Racing Queensland Board (trading as Racing Queensland) and provider are not responsible for the completeness or accuracy of any of the information contained herein, and makes no representations about its suitability for any purpose.



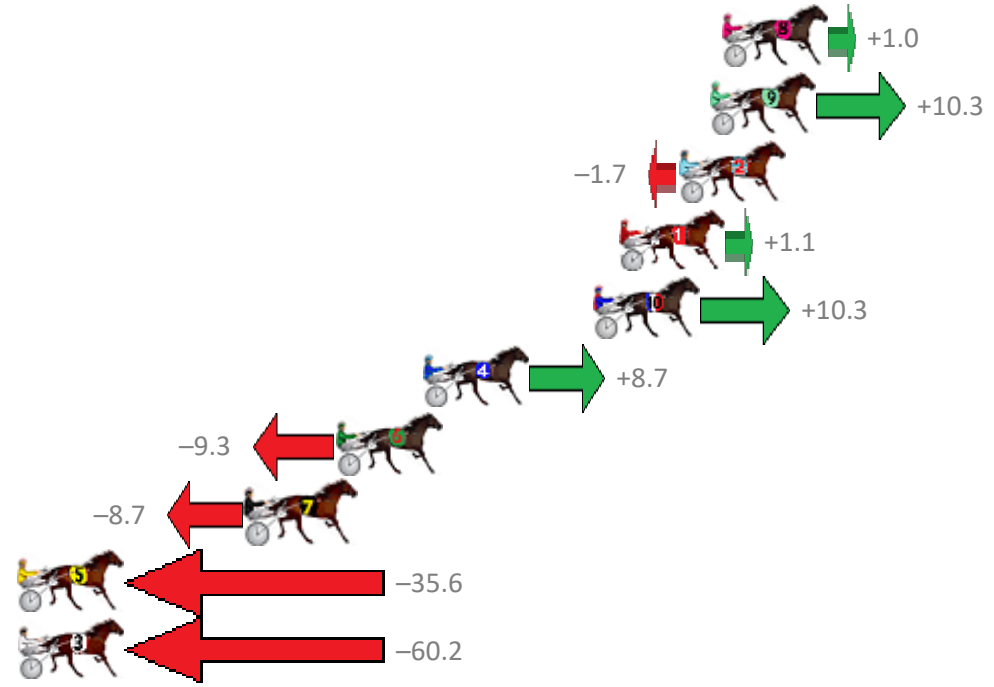
# Redcliffe Race 9 Distance 1780m

Wednesday, 18 April 2018

Gross Time: 2:15.80 MileRate: 2:02.80 LeadTime: 12.20s First Qtr: 31.50s Second Qtr: 31.90s Third Qtr: 29.80s Fourth Qtr: 30.40s

No	Horse	Plc	Margin	Time	800Time (W)	400 Time (W)
8	WANDERIN MAN	1	0.0m	2:15.80	60.12s (1)	30.25s (1)
9	CHUMP CHOP	2	0.5m	2:15.84	59.42s (1)	29.54s (2)
2	WEDDING NIGHT	3	1.7m	2:15.93	60.33s (0)	30.53s (0)
1	NOT ALWAYS	4	4.1m	2:16.11	60.12s (0)	30.29s (0)
10	VINNIE THE POET	5	5.1m	2:16.19	59.42s (1)	30.39s (2)
4	CHANG	6	11.9m	2:16.70	59.55s (1)	30.32s (3)
6	IM SANDY BAY	7	15.3m	2:16.96	60.90s (1)	31.03s (1)
7	ZARA ZARA REIGN	8	18.9m	2:17.24	60.85s (0)	31.02s (0)
5	SYLVIASTRIKESGOLD	9	59.6m	2:20.33	62.88s (0)	33.35s (1)
3	WELL READ	10	76.2m	2:21.59	64.73s (0)	34.47s (0)

Finish Position and metres gained from 800m



Trots Sectionals  
 Powered by  
[www.pjdata.com.au](http://www.pjdata.com.au)  
 Home of PJ Trots Analyser



The Racing Queensland Board (trading as Racing Queensland) and provider are not responsible for the completeness or accuracy of any of the information contained herein, and makes no representations about its suitability for any purpose.