

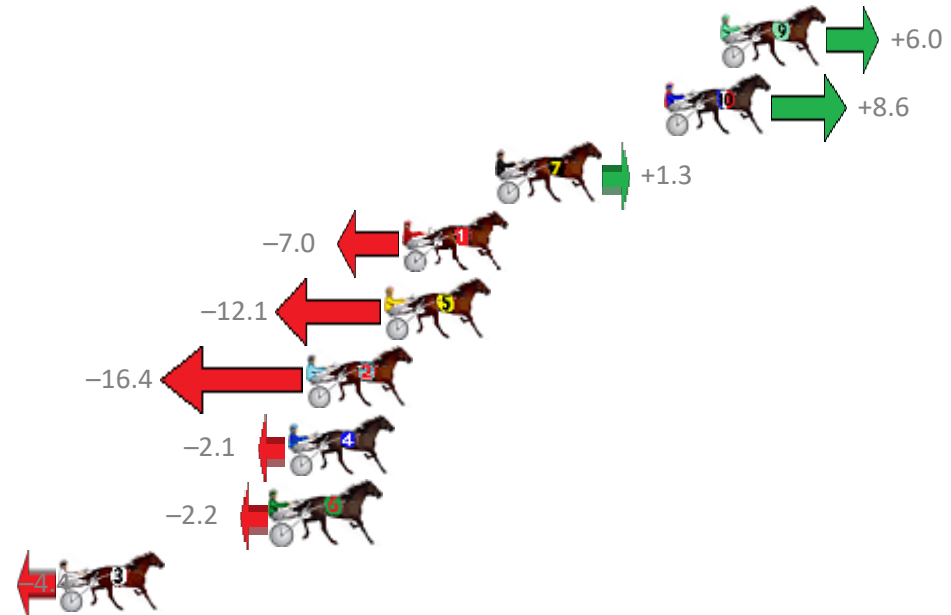
Redcliffe Race 1 Distance 2040m

Thursday, 26 April 2018

Gross Time: 2:35.20 MileRate: 2:02.40 LeadTime: 33.40s First Qtr: 32.20s Second Qtr: 30.40s Third Qtr: 29.70s Fourth Qtr: 29.50s

NoHorse	Plc	Margin	Time	800Time (W)	400 Time (W)
9 ARTFUL MAID	1	0.0m	2:35.20	58.76s (1)	29.35s (2)
10 DIABOLO STAR	2	2.2m	2:35.36	58.56s (1)	29.06s (1)
7 MISS ROB ROY	3	8.9m	2:35.86	59.10s (0)	29.30s (0)
1 NOT ALWAYS	4	12.6m	2:36.13	59.72s (0)	29.93s (0)
5 EMARGEE	5	13.3m	2:36.18	60.10s (1)	30.48s (1)
2 SOLDIER OF FORTUNE	6	16.4m	2:36.41	60.41s (0)	30.61s (0)
4 DOOLITTLE DOOFY	7	17.1m	2:36.46	59.36s (0)	29.57s (0)
6 EVERY THINGS ROSEY	8	17.8m	2:36.51	59.36s (1)	29.71s (1)
3 DREAMTIME SARA	9	26.2m	2:37.13	59.53s (0)	29.74s (0)

Finish Position and metres gained from 800m



Trots Sectionals
 Powered by
www.pjdata.com.au
 Home of PJ Trots Analyser



The Racing Queensland Board (trading as Racing Queensland) and provider are not responsible for the completeness or accuracy of any of the information contained herein, and makes no representations about its suitability for any purpose.

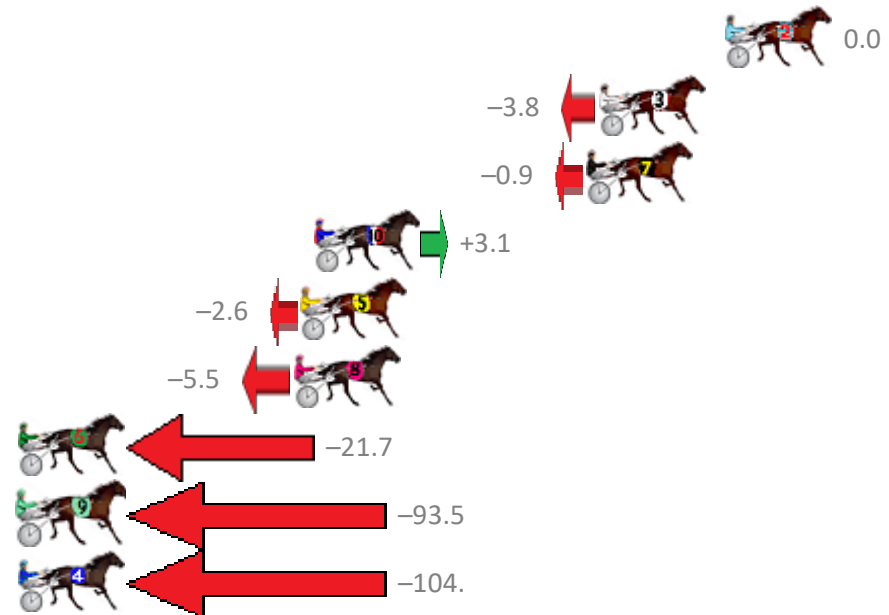
Redcliffe Race 2 Distance 1780m

Thursday, 26 April 2018

Gross Time: 2:13.70 MileRate: 2:00.90 LeadTime: 11.60s First Qtr: 30.30s Second Qtr: 30.20s Third Qtr: 30.00s Fourth Qtr: 31.60s

NoHorse	Plc	Margin	Time	800Time (W)	400 Time (W)
2 SHAKEITUP	1	0.0m	2:13.70	61.60s (0)	31.60s (0)
3 TORQUE WRITER	2	5.0m	2:14.10	61.89s (1)	31.87s (1)
7 WEDDING NIGHT	3	5.5m	2:14.13	61.67s (0)	31.70s (0)
10 BARBIE MATTGREGOR	4	16.3m	2:14.99	61.36s (2)	32.48s (2)
5 KID CALVERT	5	16.8m	2:15.03	61.80s (2)	31.81s (2)
8 ZARA ZARA REIGN	6	17.1m	2:15.05	62.02s (0)	32.18s (0)
6 YARRAMAN DOLLY	7	40.3m	2:16.88	63.27s (0)	32.81s (0)
9 TORQUE WITH AN ACE	8	101.7m	2:21.73	68.80s (2)	38.39s (0)
4 MYSTIC MAC	9	114.9m	2:22.78	69.62s (1)	38.31s (0)

Finish Position and metres gained from 800m



Trots Sectionals
 Powered by
www.pjdata.com.au
 Home of PJ Trots Analyser



The Racing Queensland Board (trading as Racing Queensland) and provider are not responsible for the completeness or accuracy of any of the information contained herein, and makes no representations about its suitability for any purpose.

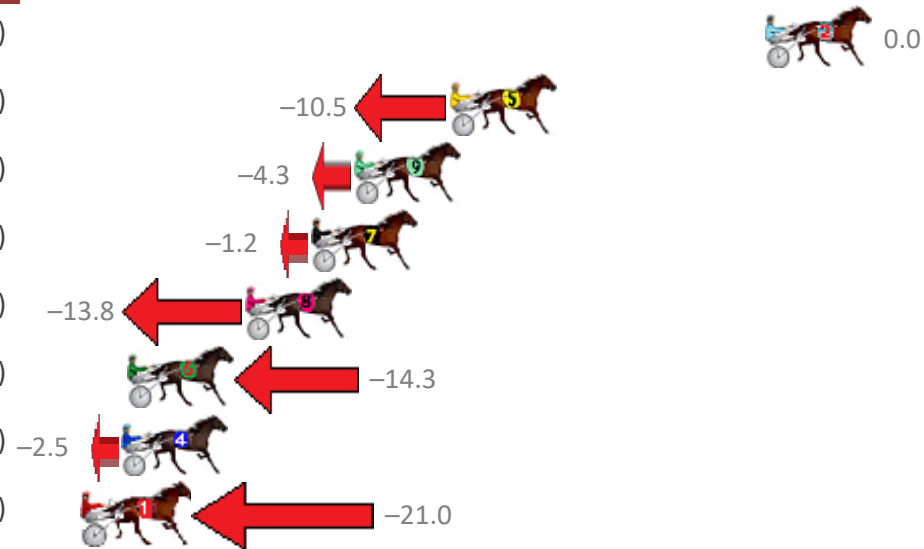
Redcliffe Race 3 Distance 1780m

Thursday, 26 April 2018

Gross Time: 2:10.80 MileRate: 1:58.30 LeadTime: 11.70s First Qtr: 29.90s Second Qtr: 30.10s Third Qtr: 29.30s Fourth Qtr: 29.80s

NoHorse	Plc	Margin	Time	800Time (W)	400 Time (W)
2 INVITE ONLY	1	0.0m	2:10.80	59.10s (0)	29.80s (0)
5 RUFFALO	2	12.5m	2:11.73	59.88s (1)	30.34s (0)
9 OSCARS GLORY	3	16.3m	2:12.01	59.42s (1)	30.02s (1)
7 GRINYDONTCHA	4	18.0m	2:12.14	59.19s (1)	29.71s (1)
8 KANAPALI	5	20.6m	2:12.33	60.12s (1)	30.69s (1)
6 YES BROTHER YES	6	25.3m	2:12.68	60.16s (0)	30.49s (0)
4 ARCHIECANO	7	25.5m	2:12.70	59.28s (1)	29.84s (1)
1 EULO FLYER	8	27.0m	2:12.81	60.65s (0)	30.99s (0)

Finish Position and metres gained from 800m



Trots Sectionals
 Powered by
www.pjdata.com.au
 Home of PJ Trots Analyser



The Racing Queensland Board (trading as Racing Queensland) and provider are not responsible for the completeness or accuracy of any of the information contained herein, and makes no representations about its suitability for any purpose.

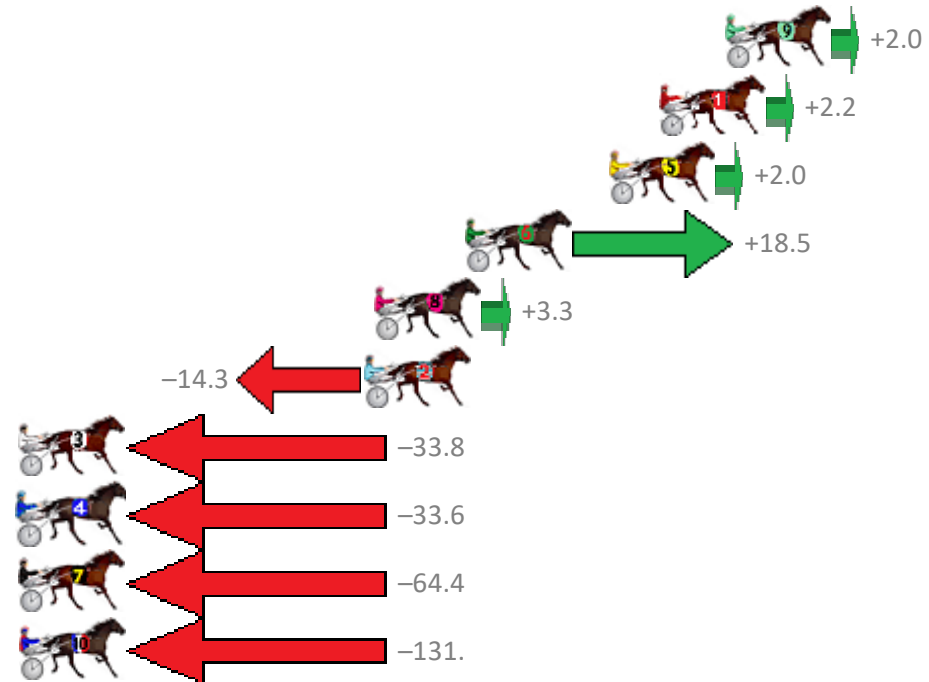
Redcliffe Race 4 Distance 1780m

Thursday, 26 April 2018

Gross Time: 2:13.80 MileRate: 2:01.00 LeadTime: 11.30s First Qtr: 30.80s Second Qtr: 31.20s Third Qtr: 29.70s Fourth Qtr: 30.80s

NoHorse	Plc	Margin	Time	800Time (W)	400 Time (W)
9 BIG BEAT	1	0.0m	2:13.80	60.35s (1)	30.72s (1)
1 FRENCH DIVA	2	2.6m	2:14.00	60.33s (0)	30.57s (0)
5 MAHALO	3	4.6m	2:14.15	60.35s (1)	30.66s (1)
6 HERES MY NUMBER	4	10.3m	2:14.59	59.10s (1)	29.62s (1)
8 LEORYAN	5	13.9m	2:14.87	60.25s (1)	30.84s (0)
2 MAVRETA	6	14.3m	2:14.90	61.58s (0)	31.90s (0)
3 CUTMEARINHALF	7	46.4m	2:17.37	63.06s (1)	32.49s (0)
4 WILD ABOUT TOWN	8	49.4m	2:17.60	63.04s (0)	32.32s (0)
7 MIDLOIN BLUES	9	86.4m	2:20.45	65.37s (1)	35.02s (1)
10 SPENDAWAY	10	159.7m	2:26.10	70.43s (0)	39.71s (0)

Finish Position and metres gained from 800m



Trots Sectionals
 Powered by
www.pjdata.com.au
 Home of PJ Trots Analyser



The Racing Queensland Board (trading as Racing Queensland) and provider are not responsible for the completeness or accuracy of any of the information contained herein, and makes no representations about its suitability for any purpose.

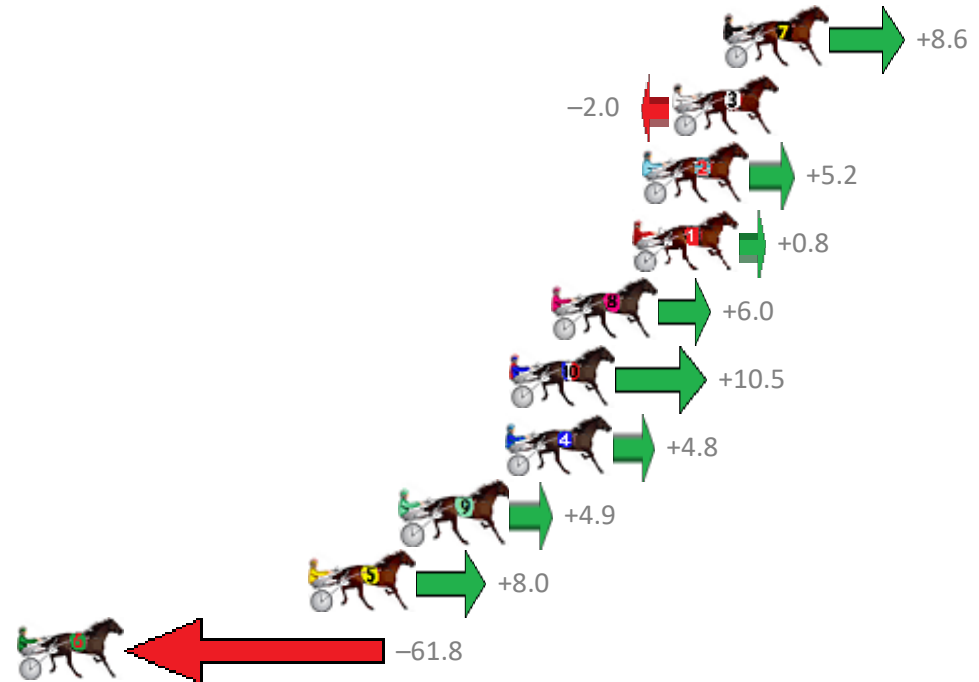
Redcliffe Race 5 Distance 1780m

Thursday, 26 April 2018

Gross Time: 2:12.80 MileRate: 2:00.10 LeadTime: 11.10s First Qtr: 29.20s Second Qtr: 30.60s Third Qtr: 30.80s Fourth Qtr: 31.10s

NoHorse	Plc	Margin	Time	800Time (W)	400 Time (W)
7 RAFFERTY DELIGHTS	1	0.0m	2:12.80	61.23s (0)	30.42s (0)
3 LUCKY NED PEPPER	2	2.0m	2:12.96	62.05s (0)	31.26s (0)
2 FAMOUS SHOES	3	3.2m	2:13.05	61.50s (1)	30.82s (2)
1 JULIA MAC	4	3.6m	2:13.08	61.84s (0)	31.02s (0)
8 NICKY MATTGREGOR	5	6.8m	2:13.33	61.44s (0)	30.57s (0)
10 ANNAS BEST	6	8.5m	2:13.46	61.09s (1)	30.41s (1)
4 BALLATOR THOR	7	8.6m	2:13.47	61.53s (1)	30.84s (1)
9 RED ROCKER	8	12.7m	2:13.79	61.52s (0)	30.59s (0)
5 THERESACHANCE	9	16.4m	2:14.08	61.28s (1)	30.63s (1)
6 KALINDA	10	65.6m	2:17.90	66.68s (1)	35.83s (1)

Finish Position and metres gained from 800m



Trots Sectionals
 Powered by
www.pjdata.com.au
 Home of PJ Trots Analyser



The Racing Queensland Board (trading as Racing Queensland) and provider are not responsible for the completeness or accuracy of any of the information contained herein, and makes no representations about its suitability for any purpose.

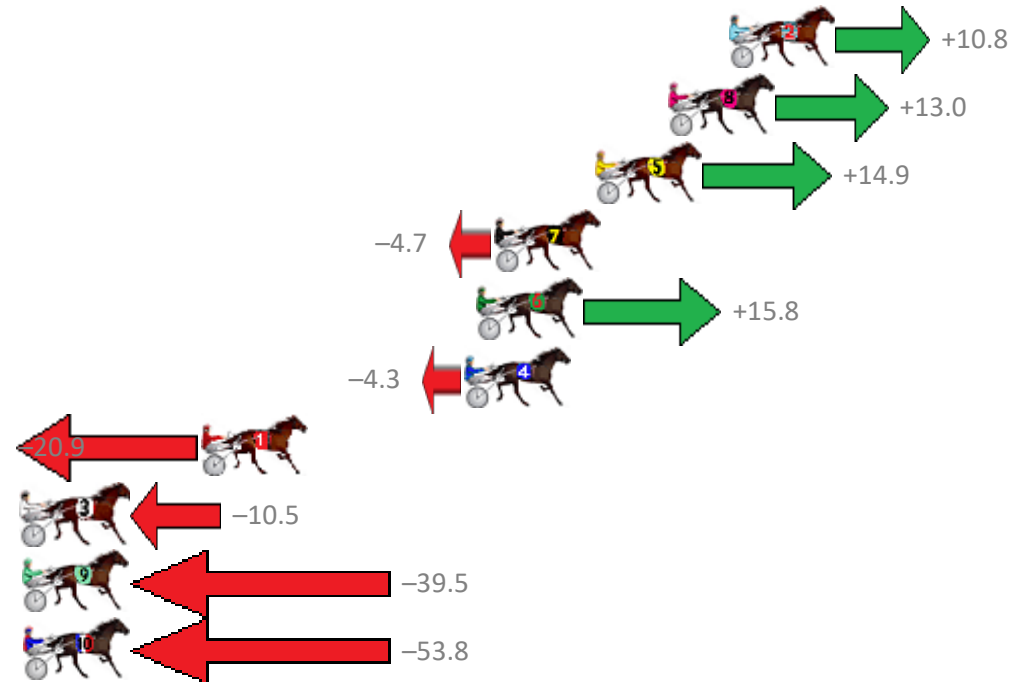
Redcliffe Race 6 Distance 1780m

Thursday, 26 April 2018

Gross Time: 2:13.20 MileRate: 2:00.40 LeadTime: 11.70s First Qtr: 30.00s Second Qtr: 30.60s Third Qtr: 30.20s Fourth Qtr: 30.70s

NoHorse	Plc	Margin	Time	800Time (W)	400 Time (W)
2 GLENFERRIE DUSTER	1	0.0m	2:13.20	60.08s (1)	30.35s (1)
8 HEAVENS HINT	2	2.4m	2:13.38	59.91s (1)	30.13s (2)
5 NEVAEH	3	5.3m	2:13.61	59.77s (1)	29.97s (2)
7 LEVI JADE	4	9.3m	2:13.91	61.26s (0)	30.86s (0)
6 SOPHIES PRIDE	5	10.0m	2:13.97	59.70s (1)	29.86s (1)
4 LUVU GRAZAELLA	6	10.5m	2:14.01	61.23s (1)	31.51s (1)
1 OUR BODACIOUS	7	20.9m	2:14.80	62.49s (0)	32.07s (0)
3 MANOFLISA	8	34.3m	2:15.83	61.70s (0)	32.00s (0)
9 MY WINGMAN	9	50.3m	2:17.06	63.91s (0)	33.61s (0)
10 HE CAN TALK	10	55.4m	2:17.45	65.00s (1)	33.86s (1)

Finish Position and metres gained from 800m



Trots Sectionals
 Powered by
www.pjdata.com.au
 Home of PJ Trots Analyser



The Racing Queensland Board (trading as Racing Queensland) and provider are not responsible for the completeness or accuracy of any of the information contained herein, and makes no representations about its suitability for any purpose.

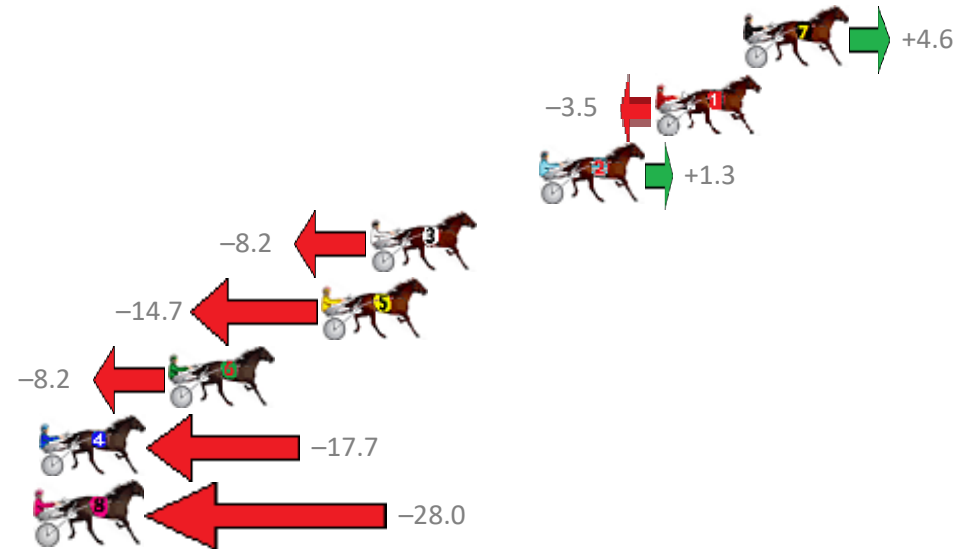
Redcliffe Race 7 Distance 1780m

Thursday, 26 April 2018

Gross Time: 2:12.80 MileRate: 2:00.10 LeadTime: 11.30s First Qtr: 31.00s Second Qtr: 32.60s Third Qtr: 29.20s Fourth Qtr: 28.70s

NoHorse	Plc	Margin	Time	800Time (W)	400 Time (W)
7 MY MASTERCRAFTSMA	1	0.0m	2:12.80	57.57s (0)	28.40s (0)
1 VADER	2	3.5m	2:13.05	58.15s (0)	28.95s (0)
2 CHEERS KATHY	3	8.1m	2:13.38	57.81s (0)	28.65s (0)
3 MONTCALM	4	14.8m	2:13.86	58.49s (1)	29.22s (1)
5 ILLAWONG DREAMTIM	5	16.7m	2:14.00	58.96s (1)	29.68s (1)
6 JUDAH BEN HUR	6	22.8m	2:14.44	58.49s (2)	29.43s (1)
4 MASTER MONTANA	7	27.9m	2:14.80	59.18s (2)	29.84s (2)
8 OYSTER STRIDE	8	32.2m	2:15.11	59.93s (2)	30.49s (2)

Finish Position and metres gained from 800m



Trots Sectionals
 Powered by
www.pjdata.com.au
 Home of PJ Trots Analyser



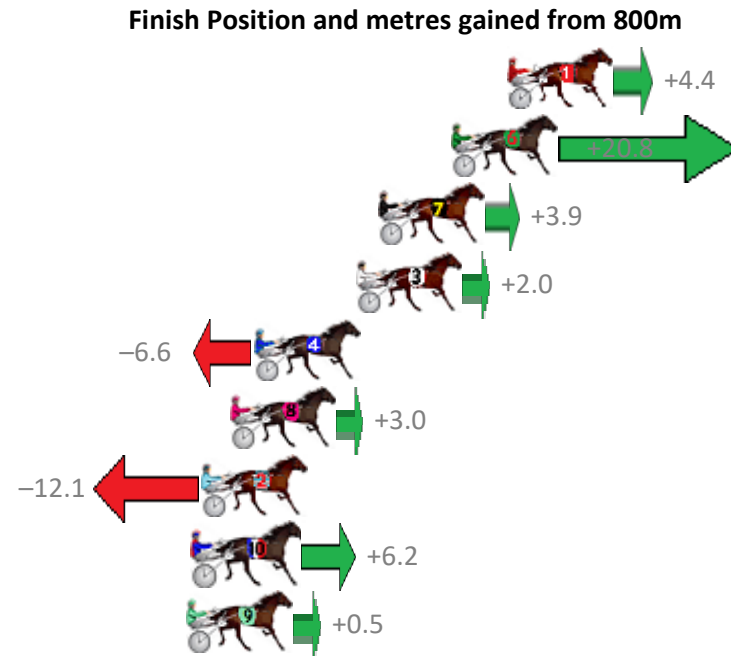
The Racing Queensland Board (trading as Racing Queensland) and provider are not responsible for the completeness or accuracy of any of the information contained herein, and makes no representations about its suitability for any purpose.

Redcliffe Race 8 Distance 2040m

Thursday, 26 April 2018

Gross Time: 2:33.00 MileRate: 2:00.70 LeadTime: 31.30s First Qtr: 31.10s Second Qtr: 30.40s Third Qtr: 29.10s Fourth Qtr: 31.10s

NoHorse	Plc	Margin	Time	800Time (W)	400 Time (W)
1 STEVEEJAY	1	0.0m	2:33.00	59.87s (0)	30.74s (0)
6 THE AMERICAN DREAM	2	2.2m	2:33.17	58.63s (1)	29.81s (0)
7 PUNTERS DELIGHT	3	5.1m	2:33.40	59.91s (0)	30.77s (0)
3 BOB GAGE	4	6.0m	2:33.47	60.05s (1)	30.88s (1)
4 OUR BUSCEMI	5	10.0m	2:33.78	60.70s (1)	31.55s (1)
8 OUR PEPPERJACK	6	11.0m	2:33.86	59.97s (0)	30.87s (0)
2 WOODLEA BEAU	7	12.1m	2:33.94	61.11s (0)	32.04s (0)
10 ROCKNROLL AMBER	8	12.4m	2:33.96	59.73s (1)	30.71s (2)
9 ITS ALL GO	9	12.7m	2:33.99	60.16s (1)	30.92s (1)



Trots Sectionals
 Powered by
www.pjdata.com.au
 Home of PJ Trots Analyser



The Racing Queensland Board (trading as Racing Queensland) and provider are not responsible for the completeness or accuracy of any of the information contained herein, and makes no representations about its suitability for any purpose.