


Redcliffe Race 1 Distance 2040m

Wednesday, 11 July 2018

Gross Time: 2:34.50 MileRate: 2:01.80 LeadTime: 33.90s First Qtr: 31.80s Second Qtr: 31.10s Third Qtr: 28.80s Fourth Qtr: 28.90s

NoHorse	Plc	Margin	Time	800Time (W)	400 Time (W)
1 SPLASH OF GOLD	1	0.0m	2:34.50	57.70s (0)	28.90s (0)
3 DARBY BRIGHTS	2	0.1m	2:34.51	57.64s (1)	28.72s (1)
2 GRINYDONTCHA	3	1.9m	2:34.64	57.40s (1)	28.52s (1)
8 JANIES GOT A GUN	4	2.5m	2:34.68	57.09s (1)	28.20s (1)
9 SONNY ORLANDO	5	2.6m	2:34.69	57.22s (0)	28.37s (0)
7 HOOFNIT	6	4.1m	2:34.80	57.65s (0)	28.83s (0)
6 ONYAJANS	7	9.8m	2:35.21	57.41s (0)	28.51s (0)
10 CONCENTRATION	8	13.8m	2:35.50	57.54s (1)	28.65s (1)
4 OUR DIAMOND EDITON	9	15.6m	2:35.63	57.34s (1)	28.41s (1)

Finish Position and metres gained from 800m



Trots Sectionals
 Powered by
www.pjdata.com.au
 Home of PJ Trots Analyser



The Racing Queensland Board (trading as Racing Queensland) and provider are not responsible for the completeness or accuracy of any of the information contained herein, and makes no representations about its suitability for any purpose.

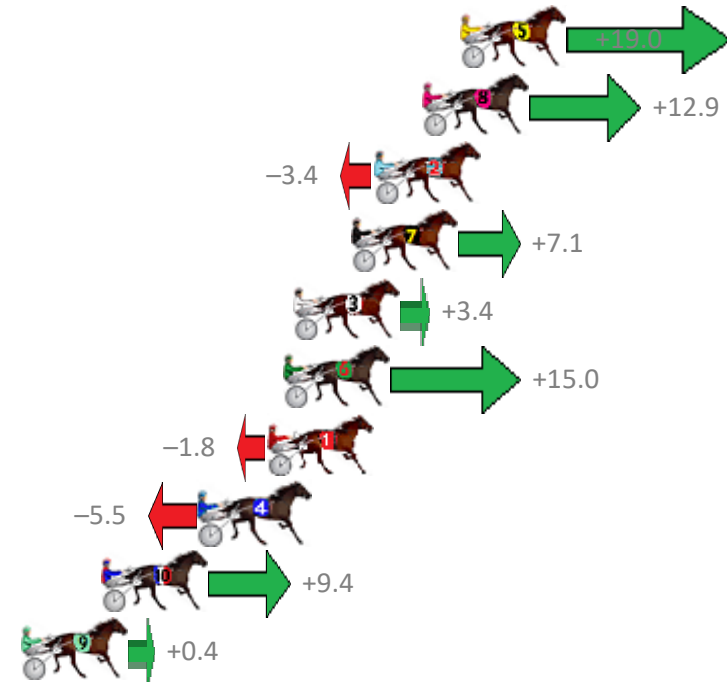
Redcliffe Race 2 Distance 1780m

Wednesday, 11 July 2018

Gross Time: 2:09.40 MileRate: 1:57.00 LeadTime: 12.00s First Qtr: 27.80s Second Qtr: 28.90s Third Qtr: 29.50s Fourth Qtr: 31.20s

No	Horse	Plc	Margin	Time	800Time (W)	400 Time (W)
5	VADER	1	0.0m	2:09.40	59.26s (1)	29.92s (1)
8	TOP FLIGHT CRUIZE	2	1.5m	2:09.52	59.72s (1)	30.43s (2)
2	STEVIE DEE	3	3.4m	2:09.67	60.96s (0)	31.47s (0)
7	GLENFERRIE BABY	4	4.3m	2:09.74	60.16s (0)	30.72s (0)
3	RAFFERTY DELIGHTS	5	6.6m	2:09.91	60.44s (1)	31.11s (1)
6	BOB GAGE	6	7.0m	2:09.95	59.56s (2)	30.42s (2)
1	BLAZING VC	7	7.6m	2:09.99	60.84s (0)	31.34s (0)
4	EARL JUJON	8	10.3m	2:10.20	61.12s (1)	31.72s (1)
10	NOLONGA YOUR CHOIC	9	14.2m	2:10.51	59.99s (1)	30.58s (2)
9	CONFEDERATE GIRL	10	17.4m	2:10.76	60.67s (0)	31.36s (0)

Finish Position and metres gained from 800m



Trots Sectionals
 Powered by
www.pjdata.com.au
 Home of PJ Trots Analyser



The Racing Queensland Board (trading as Racing Queensland) and provider are not responsible for the completeness or accuracy of any of the information contained herein, and makes no representations about its suitability for any purpose.


Redcliffe Race 3 Distance 1780m

Wednesday, 11 July 2018

Gross Time: 2:14.50 MileRate: 2:01.60 LeadTime: 12.00s First Qtr: 29.60s Second Qtr: 31.70s Third Qtr: 31.50s Fourth Qtr: 29.70s

NoHorse	Plc	Margin	Time	800Time (W)	400 Time (W)
4 BEEF CITY BLAZE	1	0.0m	2:14.50	60.82s (0)	29.34s (0)
9 DATSGOOD	2	2.5m	2:14.69	61.39s (0)	29.89s (0)
7 TELLELLA	3	3.7m	2:14.77	60.27s (0)	28.86s (0)
6 FUTURE FUN	4	4.6m	2:14.84	61.54s (1)	29.97s (1)
8 IFYOUBELIEVE	5	5.9m	2:14.94	60.66s (1)	29.26s (2)
1 ANGELOFSPEED	6	6.0m	2:14.95	60.86s (0)	29.45s (0)
2 BARBOO	7	32.0m	2:16.88	63.04s (1)	31.45s (1)
3 ARCH EMPRESS	8	162.6m	2:26.57	65.99s (0)	33.61s (0)

Finish Position and metres gained from 800m



Trots Sectionals
 Powered by
www.pjdata.com.au
 Home of PJ Trots Analyser



The Racing Queensland Board (trading as Racing Queensland) and provider are not responsible for the completeness or accuracy of any of the information contained herein, and makes no representations about its suitability for any purpose.

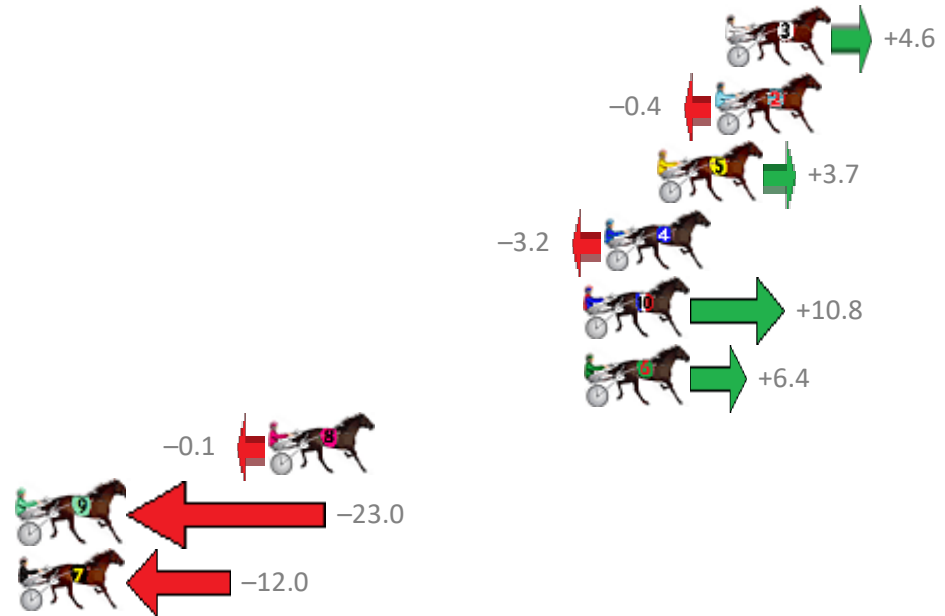
Redcliffe Race 4 Distance 1780m

Wednesday, 11 July 2018

Gross Time: 2:14.10 MileRate: 2:01.30 LeadTime: 11.80s First Qtr: 31.00s Second Qtr: 32.50s Third Qtr: 29.20s Fourth Qtr: 29.60s

NoHorse	Plc	Margin	Time	800Time (W)	400 Time (W)
3 ITS ALLABOUT ALICE	1	0.0m	2:14.10	58.46s (0)	29.23s (0)
2 JUST JOSHIN	2	0.4m	2:14.13	58.83s (0)	29.63s (0)
5 CHUMP CHOP	3	2.7m	2:14.30	58.53s (1)	29.39s (1)
4 LAZY BLAZE	4	4.8m	2:14.46	59.04s (1)	29.90s (1)
10 MINI MIRACLE	5	5.6m	2:14.51	58.01s (1)	29.13s (2)
6 TAP IT IN	6	5.6m	2:14.51	58.33s (1)	29.51s (2)
8 OUR CHAMPION	7	18.1m	2:15.44	58.81s (0)	29.70s (0)
9 GOTOTHEMOON	8	32.4m	2:16.50	60.49s (0)	31.20s (1)
7 HERES MY NUMBER	9	33.6m	2:16.59	59.68s (1)	30.62s (2)

Finish Position and metres gained from 800m



Trots Sectionals
 Powered by
www.pjdata.com.au
 Home of PJ Trots Analyser



The Racing Queensland Board (trading as Racing Queensland) and provider are not responsible for the completeness or accuracy of any of the information contained herein, and makes no representations about its suitability for any purpose.

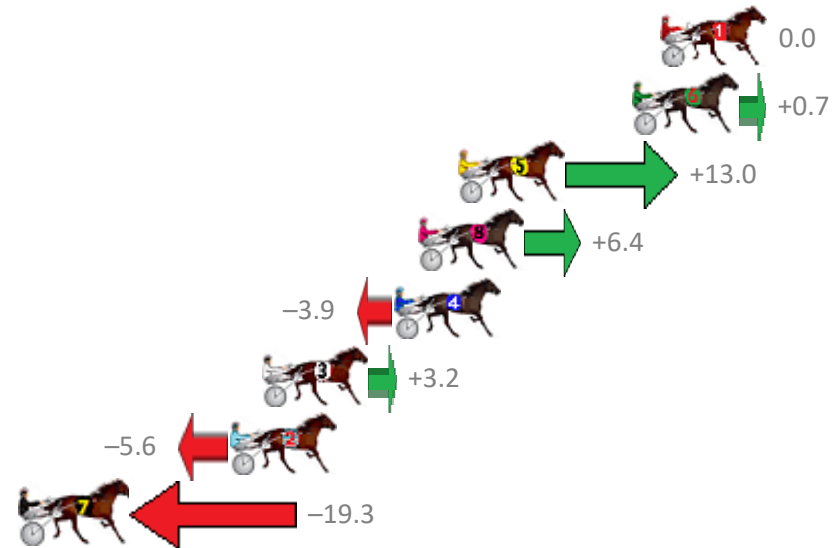
Redcliffe Race 5 Distance 1780m

Wednesday, 11 July 2018

Gross Time: 2:12.80 MileRate: 2:00.10 LeadTime: 11.80s First Qtr: 30.70s Second Qtr: 30.80s Third Qtr: 29.60s Fourth Qtr: 29.90s

NoHorse	Plc	Margin	Time	800Time (W)	400 Time (W)
1 MUCHO GUAPA	1	0.0m	2:12.80	59.50s (0)	29.90s (0)
6 COMMODORE JUJON	2	1.1m	2:12.88	59.45s (1)	29.77s (1)
5 GINATIANO	3	8.0m	2:13.40	58.53s (1)	29.47s (2)
8 LIFES BLACK	4	9.6m	2:13.52	59.02s (1)	30.41s (2)
4 SEA HAWKE	5	10.5m	2:13.58	59.79s (1)	30.09s (1)
3 PRESLEYBEGOOD	6	15.8m	2:13.98	59.26s (0)	30.11s (0)
2 LETS DIG IT	7	17.0m	2:14.07	59.92s (1)	30.18s (1)
7 ELLE JAY	8	25.3m	2:14.69	60.94s (0)	31.28s (0)

Finish Position and metres gained from 800m



Trots Sectionals
 Powered by
www.pjdata.com.au
 Home of PJ Trots Analyser



The Racing Queensland Board (trading as Racing Queensland) and provider are not responsible for the completeness or accuracy of any of the information contained herein, and makes no representations about its suitability for any purpose.

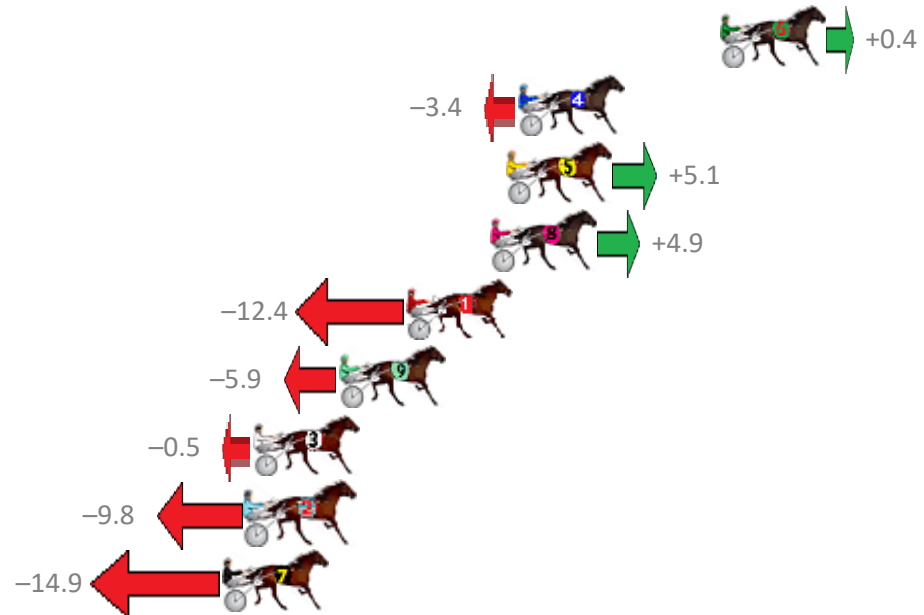
Redcliffe Race 6 Distance 1780m

Wednesday, 11 July 2018

Gross Time: 2:14.80 MileRate: 2:01.80 LeadTime: 11.80s First Qtr: 30.00s Second Qtr: 33.00s Third Qtr: 30.50s Fourth Qtr: 29.50s

NoHorse	Plc	Margin	Time	800Time (W)	400 Time (W)
6 MICKEE CULLEN	1	0.0m	2:14.80	59.97s (1)	29.50s (1)
4 MODERN THOUGHT	2	8.0m	2:15.39	60.26s (1)	29.74s (1)
5 CHANG	3	8.5m	2:15.43	59.62s (0)	29.01s (1)
8 MANOFLISA	4	9.1m	2:15.47	59.63s (1)	29.49s (2)
1 BE ON THE SLY	5	12.4m	2:15.71	60.93s (0)	30.19s (0)
9 ART SECRET	6	15.1m	2:15.91	60.44s (0)	29.64s (0)
3 MONTENEGRO	7	18.5m	2:16.16	60.04s (0)	29.48s (2)
2 JAYCEE STYLE	8	18.8m	2:16.19	60.74s (1)	30.18s (1)
7 NOT ALWAYS	9	19.7m	2:16.25	61.12s (0)	30.33s (0)

Finish Position and metres gained from 800m



Trots Sectionals
 Powered by
www.pjdata.com.au
 Home of PJ Trots Analyser



The Racing Queensland Board (trading as Racing Queensland) and provider are not responsible for the completeness or accuracy of any of the information contained herein, and makes no representations about its suitability for any purpose.

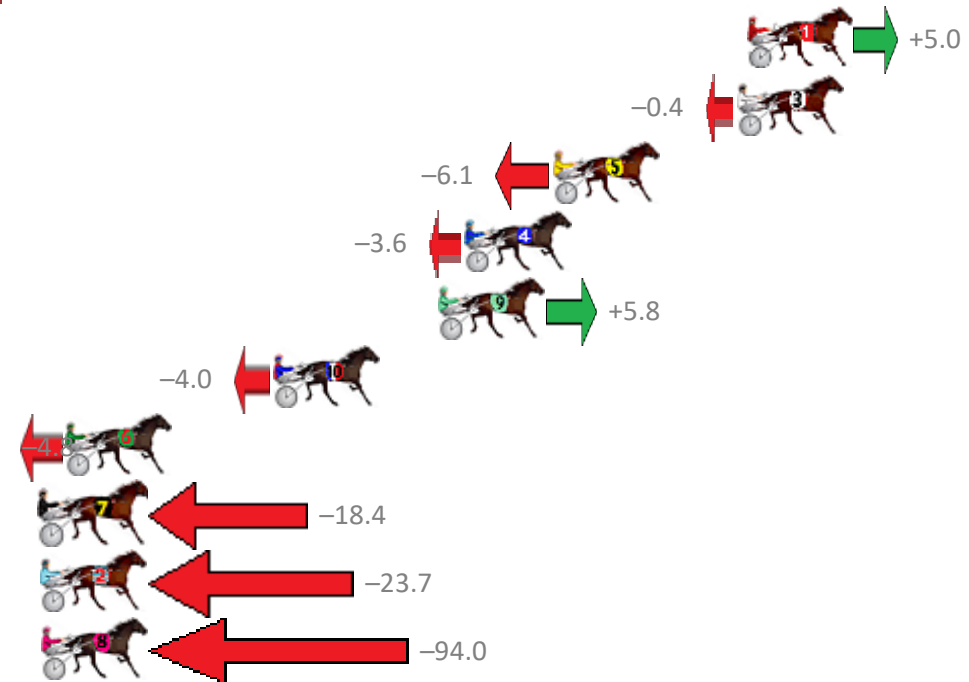
Redcliffe Race 7 Distance 2040m

Wednesday, 11 July 2018

Gross Time: 2:36.80 MileRate: 2:03.70 LeadTime: 33.20s First Qtr: 30.70s Second Qtr: 31.20s Third Qtr: 30.40s Fourth Qtr: 31.30s

NoHorse	Plc	Margin	Time	800Time (W)	400 Time (W)
1 NO TRANSACTIONS	1	0.0m	2:36.80	61.31s (0)	30.91s (0)
3 DAENERYS STORMBOR	2	0.4m	2:36.83	61.73s (0)	31.33s (0)
5 ASTRAL RULER	3	7.7m	2:37.40	62.17s (1)	31.61s (1)
4 DAY TOURER	4	11.2m	2:37.68	61.98s (1)	31.50s (1)
9 OLE SUN	5	12.2m	2:37.75	61.25s (1)	31.28s (2)
10 STONED AGAIN	6	18.8m	2:38.27	62.01s (0)	31.57s (0)
6 MISS INVASION	7	27.0m	2:38.91	62.07s (1)	32.88s (2)
7 GALAXY HUNTER	8	28.6m	2:39.04	63.12s (0)	32.69s (0)
2 MAJESTIC WHIZ	9	36.5m	2:39.66	63.53s (1)	33.06s (1)
8 NORTHERN MUSCLE	10	254.0m	2:56.68	68.95s (0)	36.31s (0)

Finish Position and metres gained from 800m



Trots Sectionals
 Powered by
www.pjdata.com.au
 Home of PJ Trots Analyser



The Racing Queensland Board (trading as Racing Queensland) and provider are not responsible for the completeness or accuracy of any of the information contained herein, and makes no representations about its suitability for any purpose.

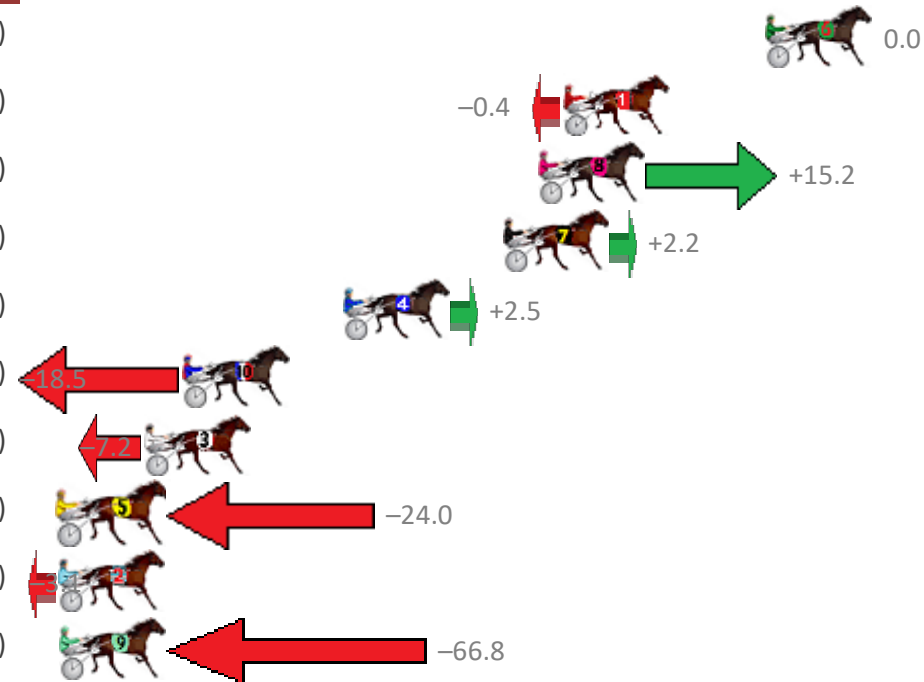
Redcliffe Race 8 Distance 2040m

Wednesday, 11 July 2018

Gross Time: 2:36.00 MileRate: 2:03.00 LeadTime: 32.00s First Qtr: 31.80s Second Qtr: 30.20s Third Qtr: 30.00s Fourth Qtr: 32.00s

NoHorse	Plc	Margin	Time	800Time (W)	400 Time (W)
6 MISTER OZ	1	0.0m	2:36.00	62.00s (0)	32.00s (0)
1 TAIMATE SUCCESS	2	8.0m	2:36.64	62.03s (0)	31.92s (0)
8 JETER	3	9.0m	2:36.72	60.82s (2)	31.28s (1)
7 MONORAIL	4	10.4m	2:36.83	61.83s (0)	31.89s (2)
4 LANSBURY	5	16.7m	2:37.34	61.81s (1)	31.48s (0)
10 HUDSON BAY	6	23.1m	2:37.85	63.43s (1)	33.21s (1)
3 KIP KEINO	7	24.6m	2:37.97	62.56s (0)	32.62s (0)
5 ROSTEVARREN	8	47.8m	2:39.82	63.86s (1)	32.30s (0)
2 LAVROS SEGIL	9	51.5m	2:40.12	62.24s (0)	31.91s (0)
9 DAVEYS GIFT	10	81.4m	2:42.51	67.18s (1)	35.52s (0)

Finish Position and metres gained from 800m



Trots Sectionals
 Powered by
www.pjdata.com.au
 Home of PJ Trots Analyser



The Racing Queensland Board (trading as Racing Queensland) and provider are not responsible for the completeness or accuracy of any of the information contained herein, and makes no representations about its suitability for any purpose.

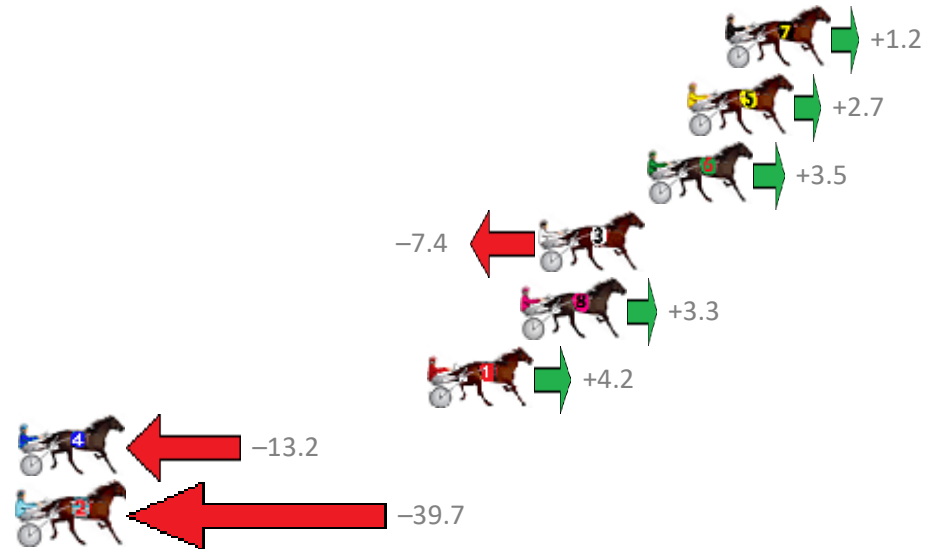
Redcliffe Race 9 Distance 2040m

Wednesday, 11 July 2018

Gross Time: 2:38.90 MileRate: 2:05.30 LeadTime: 33.00s First Qtr: 32.80s Second Qtr: 32.60s Third Qtr: 29.50s Fourth Qtr: 31.00s

NoHorse	Plc	Margin	Time	800Time (W)	400 Time (W)
7 ULTIMATE DAIQUIRI	1	0.0m	2:38.90	60.41s (1)	31.00s (1)
5 CHEVALS RACER	2	1.5m	2:39.02	60.30s (0)	30.70s (1)
6 GHENT	3	3.1m	2:39.14	60.24s (1)	30.17s (1)
3 HIGH CLOUD LASS	4	7.4m	2:39.47	61.06s (0)	31.53s (0)
8 STEVES STAR	5	8.1m	2:39.53	60.25s (1)	30.36s (2)
1 FIERY RUM	6	11.8m	2:39.81	60.18s (0)	30.19s (0)
4 GO AHEAD MAKEMYDA	7	30.2m	2:41.24	61.50s (1)	31.65s (1)
2 MAPLE CROWN	8	50.3m	2:42.80	63.50s (0)	33.75s (0)

Finish Position and metres gained from 800m



Trots Sectionals
 Powered by
www.pjdata.com.au
 Home of PJ Trots Analyser



The Racing Queensland Board (trading as Racing Queensland) and provider are not responsible for the completeness or accuracy of any of the information contained herein, and makes no representations about its suitability for any purpose.