

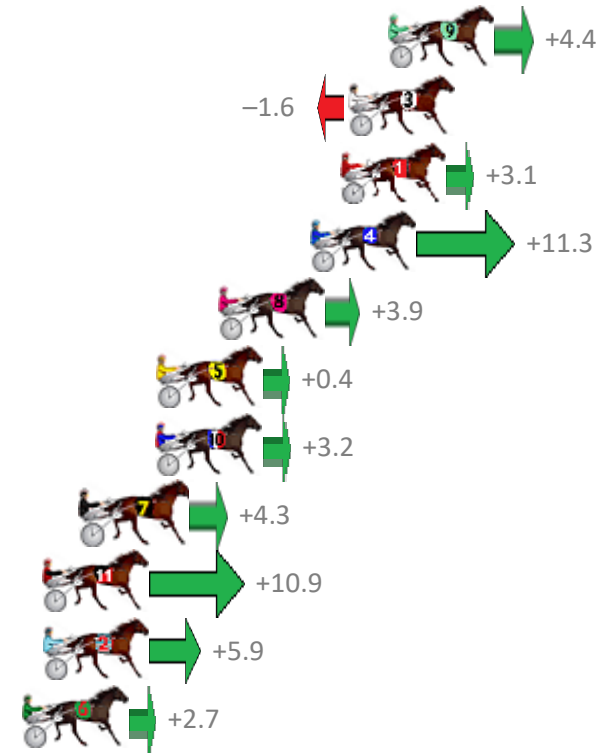
Albion Park Race 1 Distance 1660m

Saturday, 14 July 2018

Gross Time: 1:56.80 MileRate: 1:53.30 LeadTime: 3.40s First Qtr: 27.40s Second Qtr: 29.00s Third Qtr: 27.40s Fourth Qtr: 29.60s

NoHorse	Plc	Margin	Time	800Time (W)	400 Time (W)
9 LET IT RIDE	1	0.0m	1:56.80	56.69s (1)	29.33s (1)
3 SOMEPARTYSOMEWHE	2	1.6m	1:56.92	57.11s (0)	29.72s (0)
1 REMEMBER THEM	3	1.9m	1:56.94	56.78s (0)	29.36s (0)
4 CONSTANTLYSIDEWAYS	4	3.1m	1:57.03	56.19s (1)	28.75s (1)
8 STORMFORTHEBOYS	5	6.7m	1:57.30	56.72s (0)	29.12s (0)
5 MAKO BANNER	6	9.2m	1:57.48	56.97s (1)	29.56s (1)
10 HOLY CAMP CLIVE	7	9.2m	1:57.48	56.77s (2)	29.22s (2)
7 WRITTEN IN RED	8	12.1m	1:57.70	56.69s (0)	29.05s (0)
11 WITHALOTOFLUCK	9	13.7m	1:57.81	56.22s (1)	28.79s (1)
2 POLISHED ROCKS	10	13.7m	1:57.81	56.58s (1)	28.78s (2)
6 COLD IDEAL	11	14.5m	1:57.87	56.81s (2)	29.21s (2)

Finish Position and metres gained from 800m



Trots Sectionals
 Powered by
www.pjdata.com.au
 Home of PJ Trots Analyser



The Racing Queensland Board (trading as Racing Queensland) and provider are not responsible for the completeness or accuracy of any of the information contained herein, and makes no representations about its suitability for any purpose.

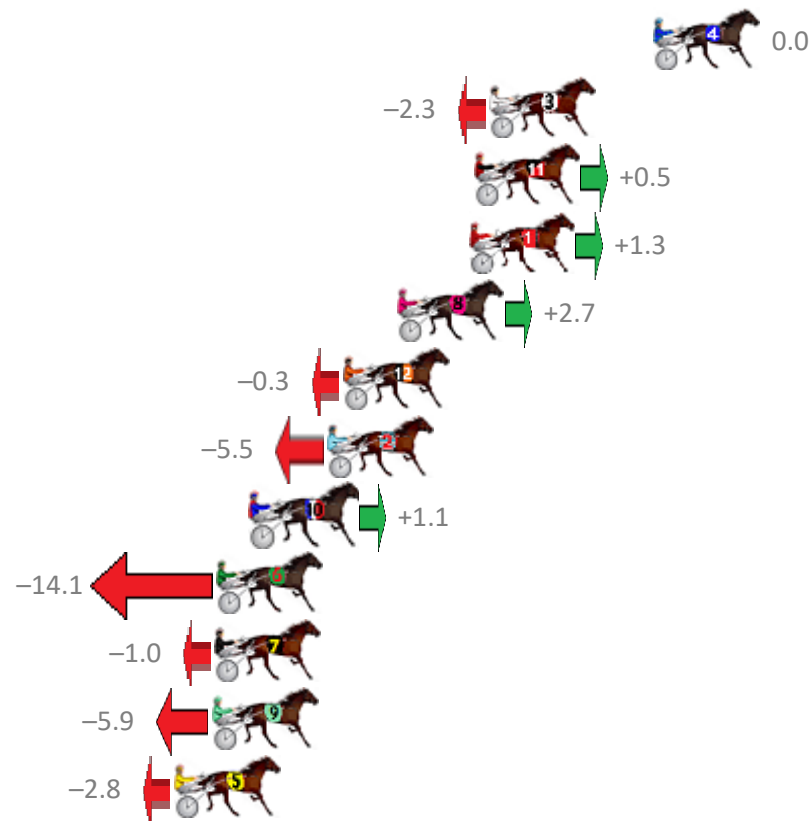
Albion Park Race 2 Distance 2138m

Saturday, 14 July 2018

Gross Time: 2:34.80 MileRate: 1:56.50 LeadTime: 37.70s First Qtr: 30.80s Second Qtr: 30.50s Third Qtr: 28.10s Fourth Qtr: 27.70s

NoHorse	Plc	Margin	Time	800Time (W)	400 Time (W)
4 MUSTANG BART	1	0.0m	2:34.80	55.80s (0)	27.70s (0)
3 IAMBOOGIE	2	6.5m	2:35.25	55.96s (0)	27.85s (0)
11 LOCKTON LUCK	3	7.1m	2:35.29	55.77s (2)	27.87s (2)
1 LIKEALLOFUS	4	7.3m	2:35.31	55.71s (0)	27.57s (0)
8 IZZY WATT	5	10.1m	2:35.50	55.61s (0)	27.47s (0)
12 SPIKE BROMAC	6	12.3m	2:35.65	55.82s (2)	27.90s (2)
2 TYGAR	7	12.9m	2:35.69	56.18s (1)	28.05s (1)
10 SWEET AS	8	15.9m	2:35.90	55.72s (0)	27.57s (0)
6 LIVING AGAIN	9	17.3m	2:36.00	56.78s (1)	28.66s (1)
7 CLINTAL DO	10	17.4m	2:36.00	55.87s (2)	27.95s (2)
9 JODAN	11	17.5m	2:36.01	56.21s (1)	28.00s (1)
5 GET IN THE GROOVE	12	19.0m	2:36.12	56.00s (1)	27.69s (2)

Finish Position and metres gained from 800m



Trots Sectionals
 Powered by
www.pjdata.com.au
 Home of PJ Trots Analyser



The Racing Queensland Board (trading as Racing Queensland) and provider are not responsible for the completeness or accuracy of any of the information contained herein, and makes no representations about its suitability for any purpose.

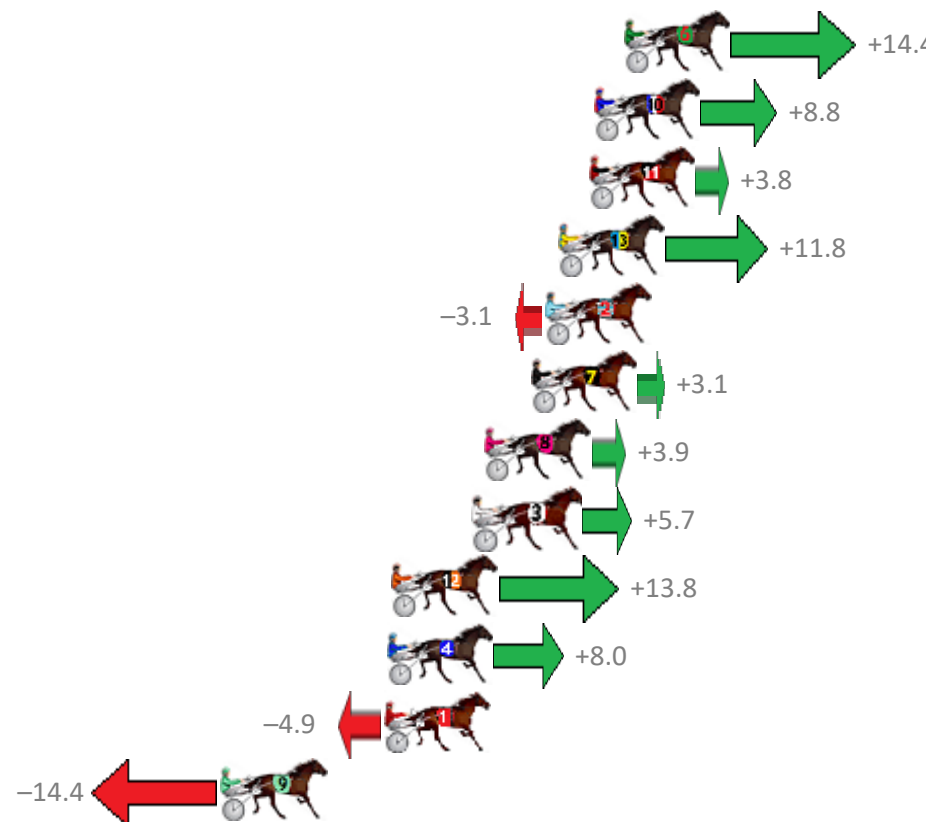
Albion Park Race 3 Distance 1660m

Saturday, 14 July 2018

Gross Time: 1:57.50 MileRate: 1:53.90 LeadTime: 3.40s First Qtr: 27.50s Second Qtr: 29.50s Third Qtr: 28.10s Fourth Qtr: 29.00s

NoHorse	Plc	Margin	Time	800Time (W)	400 Time (W)
6 PSYCHEDELIC	1	0.0m	1:57.50	56.07s (2)	28.35s (2)
10 THE BACHELOR	2	1.2m	1:57.59	56.47s (2)	28.74s (2)
11 CONVICTION	3	1.4m	1:57.60	56.83s (2)	29.10s (2)
13 UNTITLED	4	2.6m	1:57.69	56.26s (0)	28.07s (0)
2 VETTEL	5	3.1m	1:57.72	57.32s (0)	29.18s (0)
7 SLICE OF HEAVEN	6	3.7m	1:57.77	56.88s (1)	28.60s (1)
8 IDEAL WORLD	7	5.5m	1:57.90	56.82s (0)	28.64s (0)
3 ROCK WITH SAM	8	5.9m	1:57.93	56.69s (1)	28.46s (1)
12 SUBTLE DELIGHT	9	9.2m	1:58.17	56.12s (2)	28.57s (2)
4 DEECAESAR	10	9.4m	1:58.18	56.53s (1)	28.36s (1)
1 FRANCO TARIQ	11	9.5m	1:58.19	57.45s (0)	29.30s (0)
9 MARETTI	12	16.0m	1:58.66	58.13s (1)	29.80s (1)

Finish Position and metres gained from 800m



Trots Sectionals
 Powered by
www.pjdata.com.au
 Home of PJ Trots Analyser




The Racing Queensland Board (trading as Racing Queensland) and provider are not responsible for the completeness or accuracy of any of the information contained herein, and makes no representations about its suitability for any purpose.

Albion Park Race 4 Distance 1660m

Saturday, 14 July 2018

Gross Time: 1:57.10 MileRate: 1:53.50 LeadTime: 3.40s First Qtr: 27.80s Second Qtr: 30.00s Third Qtr: 28.00s Fourth Qtr: 27.90s

NoHorse	Plc	Margin	Time	800Time (W)	400 Time (W)
11 CARLAS PIXEL	1	0.0m	1:57.10	55.16s (1)	27.68s (2)
1 COME CULLECT	2	10.7m	1:57.85	56.02s (0)	27.95s (0)
3 ELLE YEAH	3	11.1m	1:57.87	56.61s (1)	28.41s (1)
10 OUR MILLWOOD MAIZI	4	11.3m	1:57.89	56.28s (1)	27.96s (1)
5 IMA MYSTERY GIRL	5	11.3m	1:57.89	56.69s (0)	28.69s (0)
4 ROCKING	6	15.7m	1:58.20	56.69s (0)	28.62s (0)
7 BETTORTHANSPECIAL	7	15.7m	1:58.20	55.61s (1)	27.56s (1)
12 JOYS A BABE	8	17.8m	1:58.34	56.08s (1)	27.98s (2)
6 KEILOR MISTY	9	18.4m	1:58.38	55.51s (1)	27.55s (0)
8 ELENIARK	10	18.7m	1:58.40	56.17s (0)	28.13s (1)



Trots Sectionals
 Powered by
www.pjdata.com.au
 Home of PJ Trots Analyser



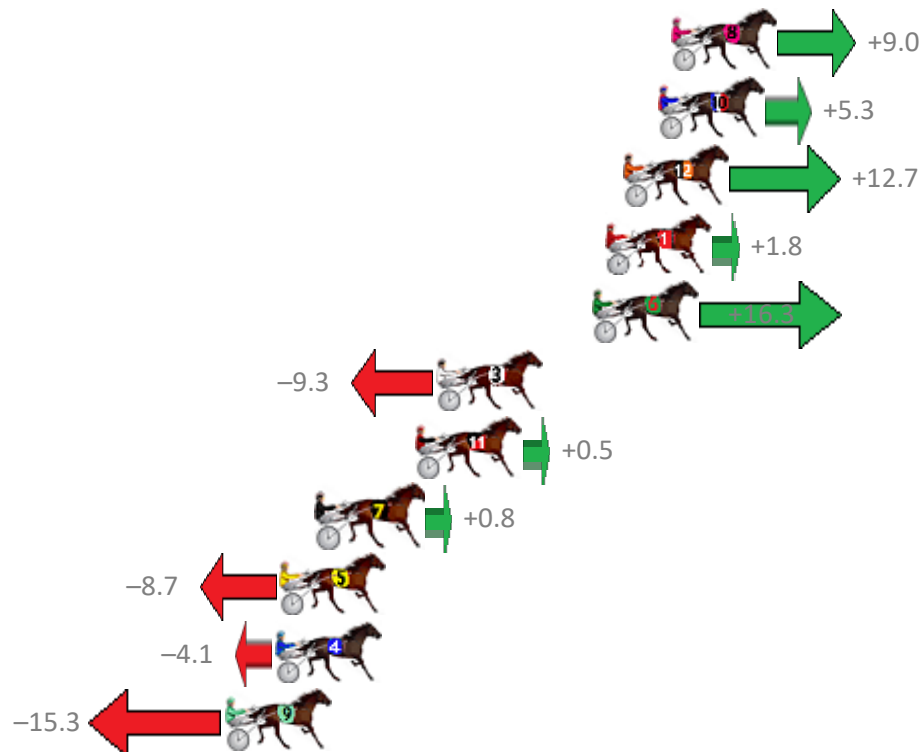
Albion Park Race 5 Distance 2138m

Saturday, 14 July 2018

Gross Time: 2:34.00 MileRate: 1:55.90 LeadTime: 36.90s First Qtr: 30.20s Second Qtr: 29.70s Third Qtr: 28.40s Fourth Qtr: 28.80s

NoHorse	Plc	Margin	Time	800Time (W)	400 Time (W)
8 SOCIABLE	1	0.0m	2:34.00	56.56s (0)	28.14s (0)
10 MAJOR OCCASION	2	0.5m	2:34.04	56.82s (2)	28.72s (2)
12 MISS HOOLLIGAN	3	1.9m	2:34.14	56.29s (0)	27.93s (0)
1 MY HARMONY BLUE	4	2.6m	2:34.19	57.07s (0)	28.66s (0)
6 ART SERIES	5	3.1m	2:34.22	56.03s (0)	27.55s (0)
3 CHEVRONS REWARD	6	9.3m	2:34.67	57.86s (0)	29.47s (0)
11 DARKERSHADEOFFPALE	7	10.1m	2:34.73	57.16s (2)	29.14s (3)
7 RED CHARMER	8	14.0m	2:35.01	57.14s (2)	28.90s (2)
5 REDBANK ADDI	9	15.5m	2:35.12	57.82s (1)	29.18s (1)
4 FAME ASSURED	10	15.7m	2:35.13	57.49s (1)	28.75s (1)
9 AQUA MISS	11	17.7m	2:35.27	58.29s (1)	29.69s (1)

Finish Position and metres gained from 800m



Trots Sectionals
 Powered by
www.pjdata.com.au
 Home of PJ Trots Analyser



The Racing Queensland Board (trading as Racing Queensland) and provider are not responsible for the completeness or accuracy of any of the information contained herein, and makes no representations about its suitability for any purpose.

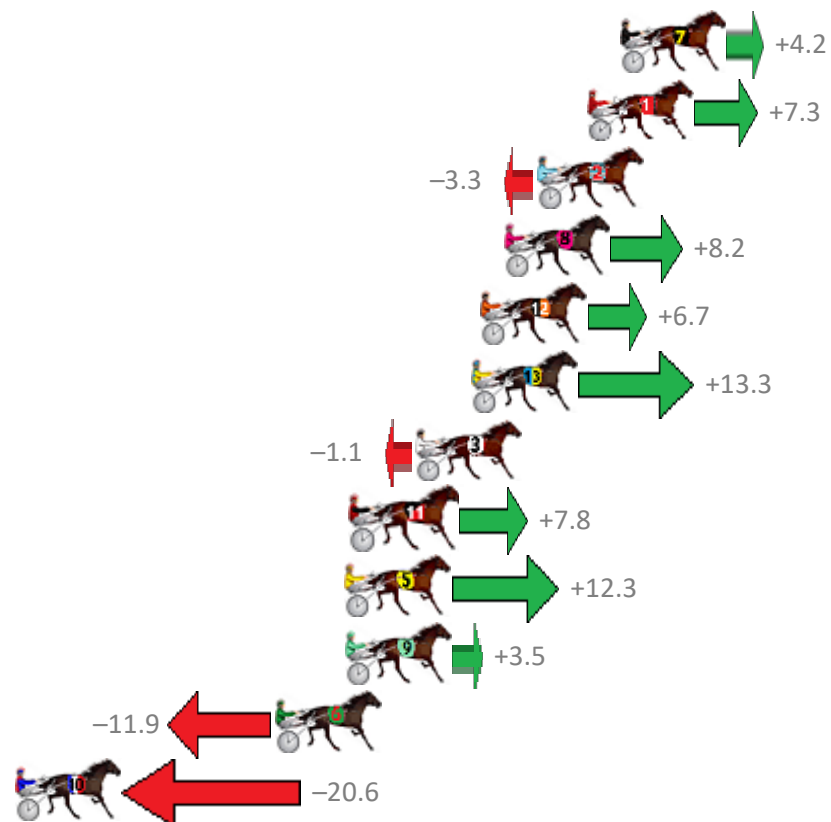
Albion Park Race 6 Distance 1660m

Saturday, 14 July 2018

Gross Time: 1:56.60 MileRate: 1:53.00 LeadTime: 3.50s First Qtr: 26.90s Second Qtr: 28.70s Third Qtr: 28.10s Fourth Qtr: 29.40s

NoHorse	Plc	Margin	Time	800Time (W)	400 Time (W)
7 TACT TATE	1	0.0m	1:56.60	57.20s (0)	29.08s (0)
1 CELESTIAL ARDEN	2	1.3m	1:56.70	56.98s (0)	28.85s (0)
2 OHOKA PUNTER	3	3.3m	1:56.84	57.74s (0)	29.64s (0)
8 GLENFERRIE HOOD	4	4.6m	1:56.94	56.91s (0)	28.78s (0)
12 ATOMIC RED	5	5.5m	1:57.00	57.02s (2)	28.95s (2)
13 OUR TRIPLE PLAY	6	5.9m	1:57.03	56.54s (1)	28.89s (1)
3 FRANKIE ROCKS	7	8.1m	1:57.20	57.58s (1)	29.57s (1)
11 ALLELUIA	8	10.6m	1:57.38	56.94s (2)	29.25s (4)
5 BODHI TREE	9	10.9m	1:57.40	56.62s (2)	28.83s (3)
9 SOHO TRIBECA	10	10.9m	1:57.40	57.25s (1)	29.16s (3)
6 OUR UNCLE SAM	11	13.7m	1:57.61	58.36s (1)	30.33s (1)
10 MY FIELD MARSHAL	12	24.0m	1:58.36	58.98s (2)	30.62s (2)

Finish Position and metres gained from 800m



Trots Sectionals
 Powered by
www.pjdata.com.au
 Home of PJ Trots Analyser



The Racing Queensland Board (trading as Racing Queensland) and provider are not responsible for the completeness or accuracy of any of the information contained herein, and makes no representations about its suitability for any purpose.


Albion Park Race 7 Distance 2647m

Saturday, 14 July 2018

Gross Time: 3:21.80 MileRate: 2:02.20 LeadTime: 80.90s First Qtr: 30.40s Second Qtr: 29.80s Third Qtr: 29.90s Fourth Qtr: 30.80s

No	Horse	Plc	Margin	Time	800Time (W)	400 Time (W)
7	OUR DREAMLOVER	1	0.0m	3:21.80	59.43s (1)	29.68s (1)
5	GEE UP NEDDY	2	5.1m	3:22.19	60.87s (1)	31.19s (1)
13	OUR OVERANOVA	3	5.4m	3:22.22	59.55s (2)	29.91s (2)
4	SOUTHERN ALPS	4	8.8m	3:22.48	61.05s (0)	30.68s (0)
6	NEEDLE	5	10.6m	3:22.62	60.90s (1)	31.23s (1)
3	SENITAS SUCCESS	6	16.8m	3:23.09	61.02s (1)	31.29s (1)
12	TOUGH MONARCH	7	30.3m	3:24.13	61.88s (2)	32.15s (2)
9	RELEVEN DREAM	8	33.2m	3:24.36	60.53s (0)	30.82s (0)
11	GIACOMO	9	36.4m	3:24.60	62.37s (0)	32.03s (1)
1	HUDSON BAY	10	37.8m	3:24.71	62.89s (0)	32.57s (0)
8	MISTER GUNSEN	11	38.5m	3:24.76	63.62s (0)	33.29s (0)
2	JUSTABITNOISY	12	86.0m	3:28.42	63.77s (0)	32.96s (0)
10	IONA GRINNER	13	241.8m	3:40.42	72.60s (0)	37.10s (0)

Finish Position and metres gained from 800m



Trots Sectionals
 Powered by
www.pjdata.com.au
 Home of PJ Trots Analyser



The Racing Queensland Board (trading as Racing Queensland) and provider are not responsible for the completeness or accuracy of any of the information contained herein, and makes no representations about its suitability for any purpose.

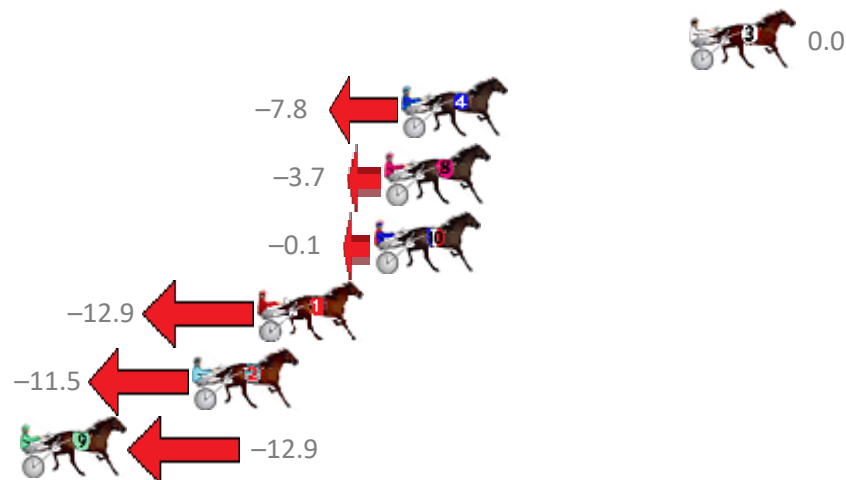
Albion Park Race 8 Distance 2138m

Saturday, 14 July 2018

Gross Time: 2:32.30 MileRate: 1:54.60 LeadTime: 38.00s First Qtr: 29.80s Second Qtr: 29.90s Third Qtr: 27.80s Fourth Qtr: 26.80s

NoHorse	Plc	Margin	Time	800Time (W)	400 Time (W)
3 DUPLICATED	1	0.0m	2:32.30	54.60s (0)	26.80s (0)
4 COLT THIRTY ONE	2	11.4m	2:33.06	55.13s (1)	27.34s (1)
8 THE BUS	3	12.1m	2:33.11	54.85s (0)	26.97s (0)
10 MASTER MOONLITE	4	12.5m	2:33.14	54.61s (1)	26.69s (1)
1 THATSWHATISAID	5	17.1m	2:33.45	55.48s (0)	27.62s (0)
2 BELLA BALL TERROR	6	19.7m	2:33.62	55.38s (1)	27.48s (1)
9 PINUP BOY	7	26.5m	2:34.08	55.48s (0)	27.36s (0)

Finish Position and metres gained from 800m



Trots Sectionals
 Powered by
www.pjdata.com.au
 Home of PJ Trots Analyser



The Racing Queensland Board (trading as Racing Queensland) and provider are not responsible for the completeness or accuracy of any of the information contained herein, and makes no representations about its suitability for any purpose.

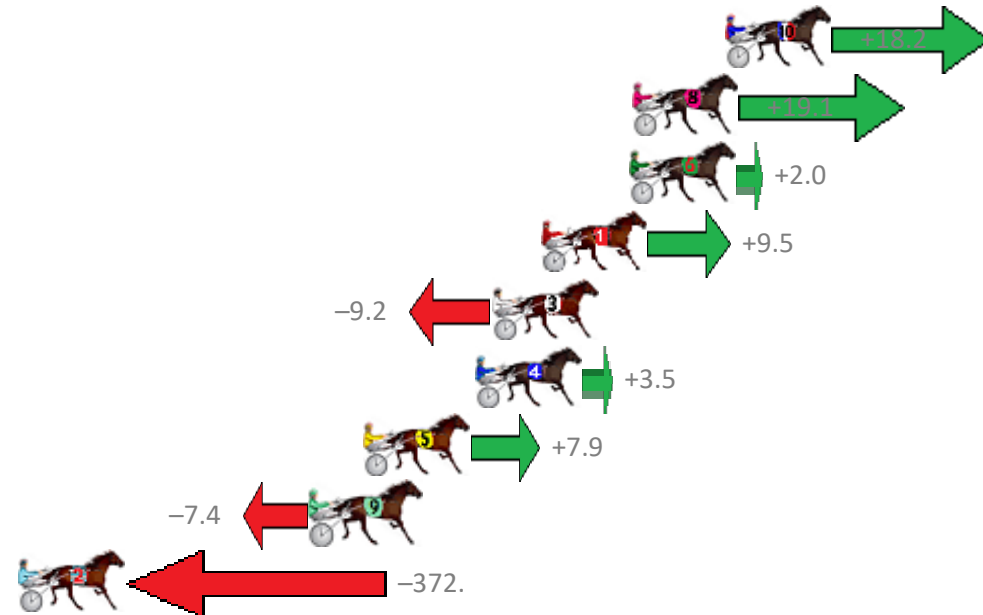
Albion Park Race 9 Distance 1660m

Saturday, 14 July 2018

Gross Time: 2:01.60 MileRate: 1:57.90 LeadTime: 3.50s First Qtr: 28.20s Second Qtr: 31.80s Third Qtr: 29.00s Fourth Qtr: 29.10s

NoHorse	Plc	Margin	Time	800Time (W)	400 Time (W)
10 SMART AS CAMM BE	1	0.0m	2:01.60	56.78s (1)	28.24s (2)
8 BETAMERICA	2	3.7m	2:01.87	56.71s (1)	28.26s (1)
6 OUR ULTIMATE MARY	3	3.8m	2:01.88	57.95s (0)	29.07s (0)
1 GINATIANO	4	7.3m	2:02.13	57.41s (0)	27.90s (0)
3 LEFT A TERROR	5	9.2m	2:02.27	58.77s (0)	29.77s (0)
4 TIMELESS APPEAL	6	9.9m	2:02.32	57.85s (1)	29.22s (1)
5 CAPITALIZE	7	14.3m	2:02.64	57.53s (0)	28.15s (1)
9 FIRST STRING	8	16.4m	2:02.79	58.64s (1)	30.19s (1)
2 AMILLION PROMISES	9	383.6m	2:29.51	85.12s (0)	53.98s (0)

Finish Position and metres gained from 800m



Trots Sectionals
 Powered by
www.pjdata.com.au
 Home of PJ Trots Analyser



The Racing Queensland Board (trading as Racing Queensland) and provider are not responsible for the completeness or accuracy of any of the information contained herein, and makes no representations about its suitability for any purpose.

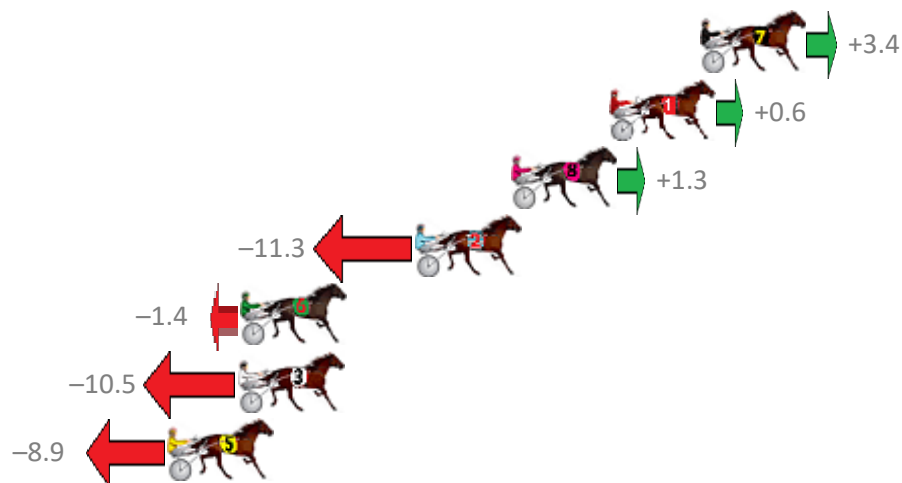
Albion Park Race 10 Distance 2138m

Saturday, 14 July 2018

Gross Time: 2:36.30 MileRate: 1:57.60 LeadTime: 38.50s First Qtr: 30.50s Second Qtr: 29.20s Third Qtr: 29.50s Fourth Qtr: 28.60s

NoHorse	Plc	Margin	Time	800Time (W)	400 Time (W)
7 REPLACED EYE	1	0.0m	2:36.30	57.85s (1)	28.54s (1)
1 GRINVIL	2	3.6m	2:36.56	58.06s (0)	28.50s (0)
8 SIR JULIAN	3	7.5m	2:36.84	58.01s (0)	28.44s (0)
2 I AM SERENGETI	4	11.3m	2:37.11	58.92s (0)	29.41s (0)
6 HEZ RAZOR SHARP	5	18.2m	2:37.60	58.20s (1)	28.81s (2)
3 LEXY CAN WAIT	6	18.3m	2:37.61	58.86s (1)	29.28s (1)
5 NED PEPPER	7	21.1m	2:37.81	58.75s (1)	29.49s (2)

Finish Position and metres gained from 800m



Trots Sectionals
 Powered by
www.pjdata.com.au
 Home of PJ Trots Analyser



The Racing Queensland Board (trading as Racing Queensland) and provider are not responsible for the completeness or accuracy of any of the information contained herein, and makes no representations about its suitability for any purpose.