

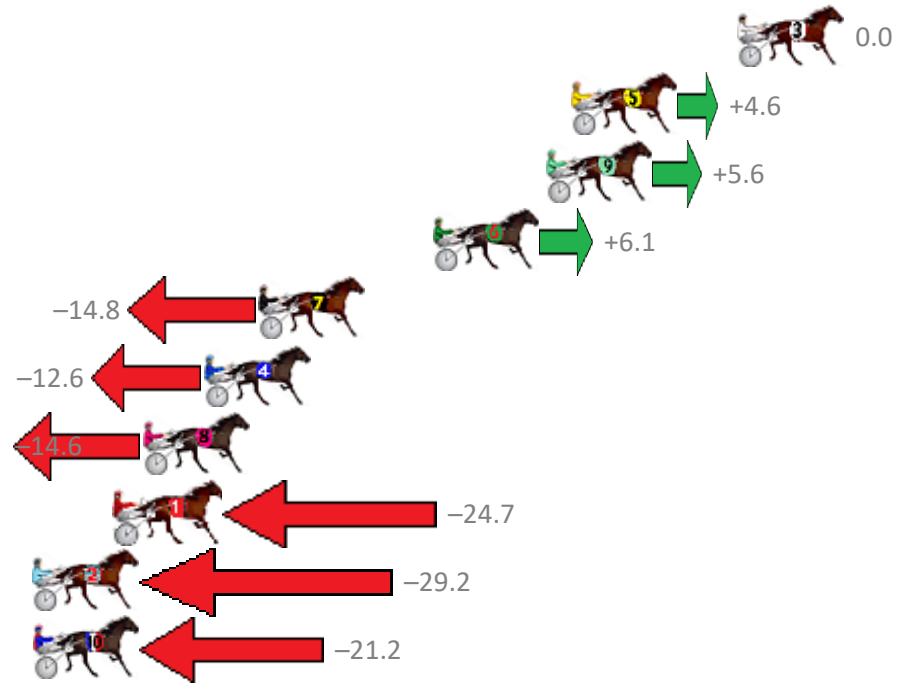
# Redcliffe Race 1 Distance 2040m

Saturday, 20 October 2018

Gross Time: 2:29.20 MileRate: 1:57.70 LeadTime: 30.60s First Qtr: 30.30s Second Qtr: 29.50s Third Qtr: 28.80s Fourth Qtr: 30.00s

No Horse	Plc	Margin	Time	800Time (W)	400 Time (W)
3 SUBTLE DELIGHT	1	0.0m	2:29.20	58.80s (1)	30.00s (1)
5 MUCHO MACHO MAN	2	6.6m	2:29.69	58.46s (2)	30.21s (2)
9 BEAU CISHLOM	3	7.6m	2:29.77	58.39s (1)	29.53s (1)
6 MY ULTIMATE FELLA	4	12.1m	2:30.11	58.35s (2)	30.22s (2)
7 CHIRPY CHUCKLES	5	19.0m	2:30.63	59.89s (0)	31.00s (0)
4 HEZ RAZOR SHARP	6	21.2m	2:30.79	59.73s (1)	30.87s (1)
8 CHRISTIAN TORADO	7	23.6m	2:30.97	59.87s (0)	31.00s (0)
1 RIVERLEIGH JEFF	8	24.7m	2:31.05	60.62s (0)	31.75s (0)
2 MIDNIGHT BENDER	9	33.6m	2:31.72	60.95s (1)	32.11s (1)
10 GHOST GUM	10	34.6m	2:31.79	60.36s (0)	31.18s (0)

Finish Position and metres gained from 800m



Sectionals  
Powered by



**PJ Harness Analyser**  
Master harness racing with the power of sectionals  
Owners, Trainers and Punters - Check out what's new at [www.pjdata.com.au](http://www.pjdata.com.au)

The Racing Queensland Board (trading as Racing Queensland) and provider are not responsible for the completeness or accuracy of any of the information contained herein, and makes no representations about its suitability for any purpose.

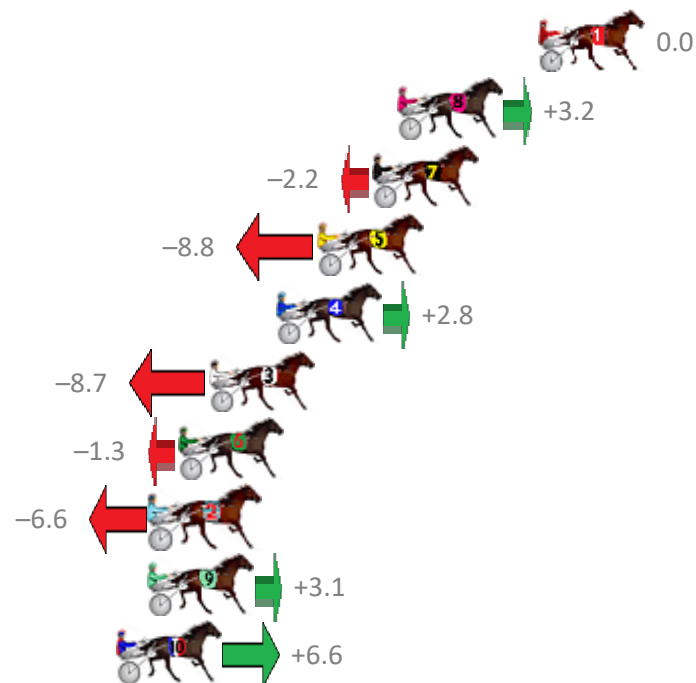
# Redcliffe Race 2 Distance 1780m

Saturday, 20 October 2018

Gross Time: 2:08.70 MileRate: 1:56.40 LeadTime: 11.20s First Qtr: 28.70s Second Qtr: 30.80s Third Qtr: 28.90s Fourth Qtr: 29.10s

No Horse	Plc	Margin	Time	800Time (W)	400 Time (W)
1 THE IDES OF MARCH	1	0.0m	2:08.70	58.00s (0)	29.10s (0)
8 JANUARY	2	5.6m	2:09.11	57.77s (0)	28.78s (0)
7 WITH AUTHORITY	3	6.6m	2:09.18	58.16s (0)	29.20s (0)
5 LEXUS ON THE BEACH	4	8.8m	2:09.34	58.64s (1)	29.57s (1)
4 FIOKI	5	10.4m	2:09.46	57.80s (1)	28.91s (2)
3 LIKEALLOFUS	6	13.1m	2:09.65	58.63s (1)	29.57s (1)
6 LANCELOT BROMAC	7	14.3m	2:09.74	58.09s (0)	29.09s (0)
2 LONG TERM FELLA	8	15.4m	2:09.82	58.48s (1)	29.38s (1)
9 SOHO SHANGHAI	9	15.5m	2:09.83	57.78s (1)	28.89s (1)
10 DUKE OF ALBANY	10	16.8m	2:09.92	57.52s (1)	28.71s (0)

Finish Position and metres gained from 800m



Sectionals  
Powered by



**PJ Harness Analyser**  
Master harness racing with the power of sectionals  
Owners, Trainers and Punters - Check out what's new at [www.pjdata.com.au](http://www.pjdata.com.au)

The Racing Queensland Board (trading as Racing Queensland) and provider are not responsible for the completeness or accuracy of any of the information contained herein, and makes no representations about its suitability for any purpose.

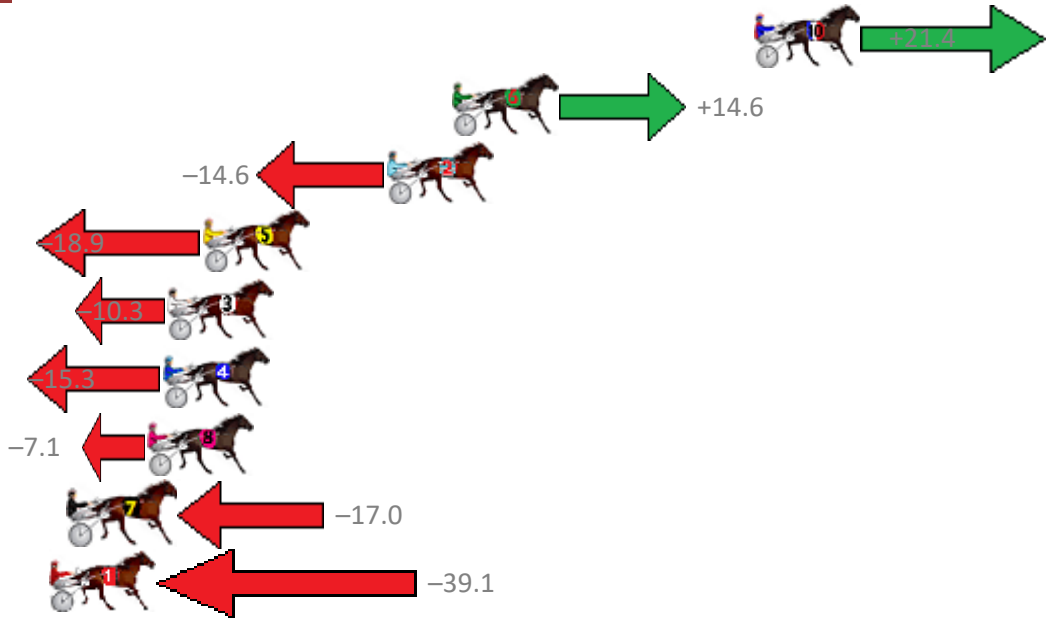
# Redcliffe Race 3 Distance 2040m

Saturday, 20 October 2018

Gross Time: 2:27.90 MileRate: 1:56.70 LeadTime: 29.80s First Qtr: 28.90s Second Qtr: 30.70s Third Qtr: 28.90s Fourth Qtr: 29.60s

No Horse	Plc	Margin	Time	800Time (W)	400 Time (W)
10 MATCH POINT	1	0.0m	2:27.90	56.94s (1)	28.73s (3)
6 SAMS A CHAMP	2	12.0m	2:28.79	57.43s (1)	29.27s (2)
2 FRANKIE ROCKS	3	14.6m	2:28.98	59.57s (0)	30.68s (0)
5 ROCK WITH SAM	4	21.9m	2:29.52	59.88s (1)	31.00s (1)
3 DEVIL DODGER	5	23.3m	2:29.62	59.25s (1)	30.45s (1)
4 POLISHED ROCKS	6	23.5m	2:29.64	59.62s (1)	30.79s (1)
8 SPARKLING COLLECT	7	24.1m	2:29.68	59.02s (1)	30.81s (2)
7 BELLS BEACH HOUSE	8	27.2m	2:29.91	59.74s (0)	30.81s (0)
1 CLARKEY	9	44.1m	2:31.16	61.36s (0)	32.38s (0)

Finish Position and metres gained from 800m



Sectionals  
Powered by



**PJ Harness Analyser**  
Master harness racing with the power of sectionals  
Owners, Trainers and Punters - Check out what's new at [www.pjdata.com.au](http://www.pjdata.com.au)

The Racing Queensland Board (trading as Racing Queensland) and provider are not responsible for the completeness or accuracy of any of the information contained herein, and makes no representations about its suitability for any purpose.

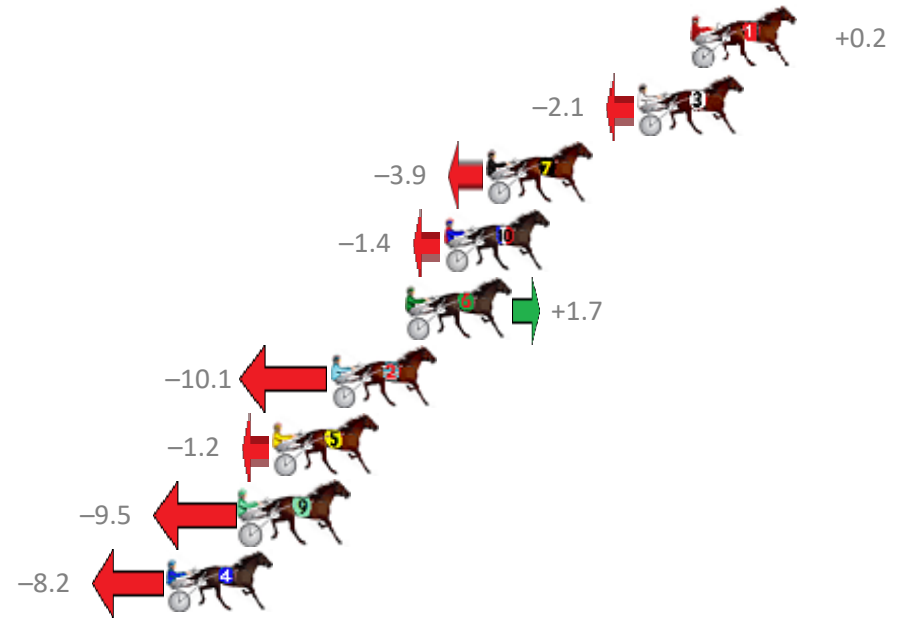
# Redcliffe Race 4 Distance 1780m

Saturday, 20 October 2018

Gross Time: 2:12.60 MileRate: 1:59.90 LeadTime: 11.00s First Qtr: 30.80s Second Qtr: 32.50s Third Qtr: 29.60s Fourth Qtr: 28.70s

No Horse	Plc	Margin	Time	800Time (W)	400 Time (W)
1 UNTITLED	1	0.0m	2:12.60	58.29s (0)	28.66s (0)
3 MACHEASY	2	2.1m	2:12.75	58.45s (1)	28.85s (1)
7 CONDAFEW	3	8.1m	2:13.18	58.58s (0)	28.92s (0)
10 THE GOLDEN CROSS	4	9.8m	2:13.30	58.40s (0)	28.69s (0)
6 GOVINNI	5	11.3m	2:13.41	58.18s (0)	28.65s (1)
2 LIVING GRAND	6	14.3m	2:13.63	59.04s (1)	29.38s (2)
5 TED WEST	7	16.6m	2:13.79	58.39s (2)	28.89s (2)
9 SOLDIER OF FORTUNE	8	17.9m	2:13.88	58.99s (1)	29.34s (2)
4 BUCKHORN EXCHANGE	9	20.8m	2:14.09	58.90s (1)	29.73s (1)

Finish Position and metres gained from 800m



Sectionals  
Powered by



**PJ Harness Analyser**  
Master harness racing with the power of sectionals  
Owners, Trainers and Punters - Check out what's new at [www.pjdata.com.au](http://www.pjdata.com.au)

The Racing Queensland Board (trading as Racing Queensland) and provider are not responsible for the completeness or accuracy of any of the information contained herein, and makes no representations about its suitability for any purpose.

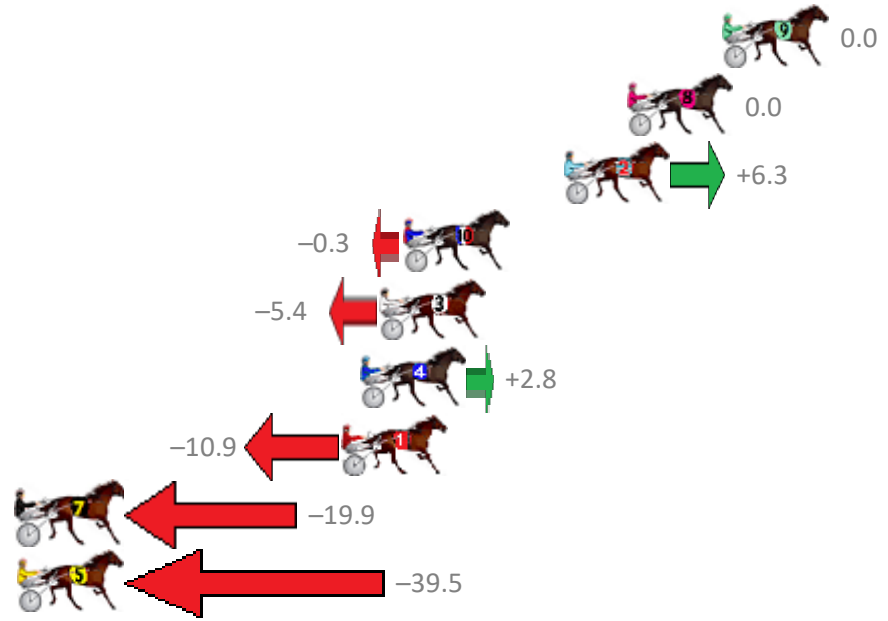
# Redcliffe Race 5 Distance 2040m

Saturday, 20 October 2018

Gross Time: 2:31.90 MileRate: 1:59.90 LeadTime: 31.40s First Qtr: 30.10s Second Qtr: 30.90s Third Qtr: 29.30s Fourth Qtr: 30.20s

No Horse	Plc	Margin	Time	800Time (W)	400 Time (W)
9 HOT DOGMA	1	0.0m	2:31.90	59.50s (0)	30.20s (0)
8 EVERYTHING	2	3.8m	2:32.19	59.50s (1)	30.23s (1)
2 MONIVAE	3	6.3m	2:32.38	59.03s (1)	29.75s (2)
10 TOP FLIGHT CRUIZE	4	12.7m	2:32.86	59.52s (0)	30.07s (0)
3 HAVANA MOON	5	13.6m	2:32.93	59.90s (1)	30.61s (1)
4 READILY	6	14.4m	2:32.99	59.29s (0)	29.87s (0)
1 FIERY BLUE CHIP	7	15.1m	2:33.04	60.31s (0)	30.92s (0)
7 HEAVENS HINT	8	28.3m	2:34.04	60.98s (0)	31.57s (0)
5 CONCENTRATION	9	57.1m	2:36.21	62.44s (1)	33.18s (1)

Finish Position and metres gained from 800m



Sectionals  
Powered by



**PJ Harness Analyser**  
Master harness racing with the power of sectionals  
Owners, Trainers and Punters - Check out what's new at [www.pjdata.com.au](http://www.pjdata.com.au)

The Racing Queensland Board (trading as Racing Queensland) and provider are not responsible for the completeness or accuracy of any of the information contained herein, and makes no representations about its suitability for any purpose.


# Redcliffe Race 6 Distance 1780m

Saturday, 20 October 2018

Gross Time: 2:08.10 MileRate: 1:55.80 LeadTime: 11.20s First Qtr: 30.50s Second Qtr: 28.70s Third Qtr: 27.80s Fourth Qtr: 29.90s

No Horse	Plc	Margin	Time	800Time (W)	400 Time (W)
2 GLENFERRIE HOOD	1	0.0m	2:08.10	57.70s (0)	29.90s (0)
6 ALLELUIA	2	2.6m	2:08.29	57.54s (1)	29.68s (1)
8 OHOKA PUNTER	3	3.4m	2:08.35	57.93s (1)	30.08s (1)
1 BODHI TREE	4	3.4m	2:08.35	57.63s (0)	29.84s (0)
7 WATCH PULP FICTION	5	4.2m	2:08.41	57.38s (0)	29.57s (0)
3 BET IM SPECIAL	6	8.1m	2:08.71	57.64s (1)	29.76s (1)
9 MAJESTIC MAJOR	7	8.2m	2:08.71	57.31s (0)	29.50s (0)
5 REMEMBER THEM	8	10.8m	2:08.91	57.20s (0)	29.36s (0)
4 WITHALOTOFLUCK	9	13.3m	2:09.09	57.65s (1)	29.77s (1)

Finish Position and metres gained from 800m



Sectionals  
Powered by



**PJ Harness Analyser**  
Master harness racing with the power of sectionals  
Owners, Trainers and Punters - Check out what's new at [www.pjdata.com.au](http://www.pjdata.com.au)

The Racing Queensland Board (trading as Racing Queensland) and provider are not responsible for the completeness or accuracy of any of the information contained herein, and makes no representations about its suitability for any purpose.

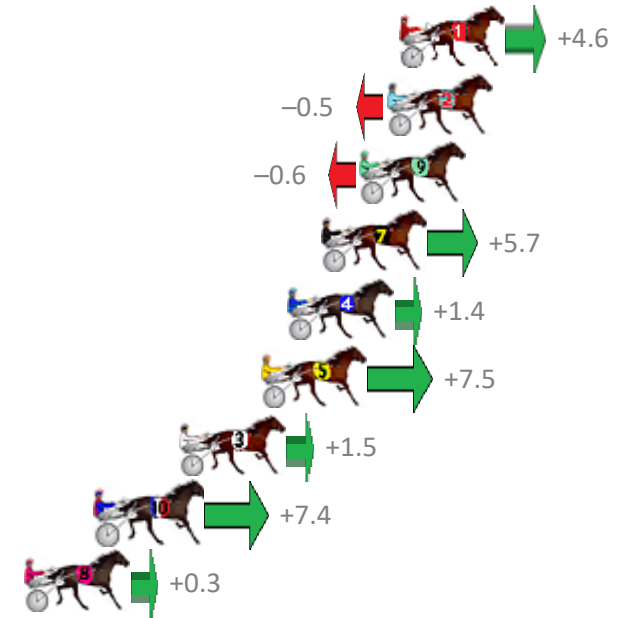
# Redcliffe Race 7 Distance 1780m

Saturday, 20 October 2018

Gross Time: 2:11.70 MileRate: 1:59.10 LeadTime: 11.10s First Qtr: 30.80s Second Qtr: 31.40s Third Qtr: 29.50s Fourth Qtr: 28.90s

No Horse	Plc	Margin	Time	800Time (W)	400 Time (W)
1 WATTLEBANK FLYER	1	0.0m	2:11.70	58.06s (0)	28.57s (0)
2 TOP TRIO	2	0.5m	2:11.74	58.44s (0)	28.92s (0)
9 NONE BETTOR	3	1.6m	2:11.82	58.44s (1)	29.02s (1)
7 KOTARE YORK	4	3.1m	2:11.92	57.98s (0)	28.47s (0)
4 FIFTH EDITION	5	4.4m	2:12.02	58.30s (1)	28.89s (1)
5 GRINVIL	6	5.5m	2:12.10	57.85s (0)	28.31s (0)
3 FOURS ENUF TAS	7	8.7m	2:12.33	58.29s (1)	28.83s (1)
10 CLASSY GUY	8	12.0m	2:12.57	57.86s (1)	28.42s (2)
8 IMA GRUMPY POSSUM	9	14.9m	2:12.78	58.38s (1)	29.01s (2)

Finish Position and metres gained from 800m



Sectionals  
Powered by



**PJ Harness Analyser**  
Master harness racing with the power of sectionals  
Owners, Trainers and Punters - Check out what's new at [www.pjdata.com.au](http://www.pjdata.com.au)

The Racing Queensland Board (trading as Racing Queensland) and provider are not responsible for the completeness or accuracy of any of the information contained herein, and makes no representations about its suitability for any purpose.


# Redcliffe Race 8 Distance 1780m

Saturday, 20 October 2018

Gross Time: 2:11.90 MileRate: 1:59.30 LeadTime: 11.80s First Qtr: 31.30s Second Qtr: 30.40s Third Qtr: 28.40s Fourth Qtr: 30.00s

No Horse	Plc	Margin	Time	800Time (W)	400 Time (W)
1 ZED CODE	1	0.0m	2:11.90	58.05s (0)	29.64s (0)
2 BIG IN AMERICA	2	4.0m	2:12.20	58.69s (0)	30.30s (0)
8 STEVIE DEE	3	4.4m	2:12.23	58.18s (1)	29.73s (1)
9 NOVENA ROSE	4	5.8m	2:12.33	58.62s (1)	30.30s (1)
3 CAESARS ASTRUM	5	6.5m	2:12.39	57.98s (1)	29.47s (1)
4 CALL ME YOURS	6	8.1m	2:12.51	57.75s (1)	29.27s (1)
7 ARTFUL MAID	7	14.8m	2:13.01	58.78s (0)	30.34s (0)
5 ALWAYS A JEWEL	8	15.4m	2:13.05	57.95s (1)	29.46s (1)
10 ALLNIGHT MLADY	9	15.8m	2:13.08	58.53s (0)	30.05s (0)
6 MISS CATALINA	10	20.4m	2:13.43	58.53s (0)	29.92s (0)

Finish Position and metres gained from 800m



Sectionals  
Powered by



**PJ Harness Analyser**  
Master harness racing with the power of sectionals  
Owners, Trainers and Punters - Check out what's new at [www.pjdata.com.au](http://www.pjdata.com.au)

The Racing Queensland Board (trading as Racing Queensland) and provider are not responsible for the completeness or accuracy of any of the information contained herein, and makes no representations about its suitability for any purpose.



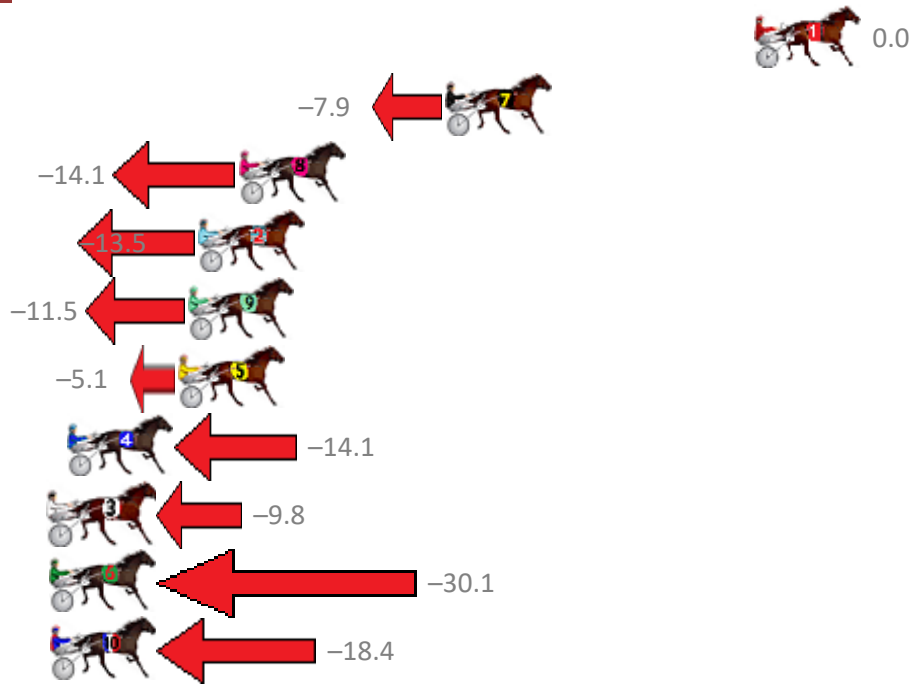
# Redcliffe Race 9 Distance 2040m

Saturday, 20 October 2018

Gross Time: 2:28.00 MileRate: 1:56.70 LeadTime: 31.50s First Qtr: 29.70s Second Qtr: 29.80s Third Qtr: 28.20s Fourth Qtr: 28.80s

No Horse	Plc	Margin	Time	800Time (W)	400 Time (W)
1 MR KALYPSO	1	0.0m	2:28.00	57.00s (0)	28.80s (0)
7 GOODTIME STRIDE	2	12.3m	2:28.89	57.56s (0)	29.35s (0)
8 OHOKA SQUIRE	3	20.5m	2:29.48	58.00s (1)	29.60s (1)
2 MISTER HART	4	22.1m	2:29.59	57.96s (0)	29.66s (0)
9 TOM ME GUN	5	22.5m	2:29.62	57.82s (1)	29.97s (2)
5 VADER	6	22.9m	2:29.65	57.36s (0)	29.24s (0)
4 GOD SAKE	7	27.3m	2:29.97	58.00s (0)	29.71s (1)
3 THATS HOW WEROLL	8	32.0m	2:30.30	57.70s (0)	29.72s (1)
6 SOME EXCUSESOMEW	9	32.1m	2:30.31	59.14s (1)	30.74s (1)
10 FRANCO TOTEM	10	34.0m	2:30.45	58.31s (1)	30.47s (2)

Finish Position and metres gained from 800m



Sectionals  
Powered by



**PJ Harness Analyser**  
Master harness racing with the power of sectionals  
Owners, Trainers and Punters - Check out what's new at [www.pjdata.com.au](http://www.pjdata.com.au)

The Racing Queensland Board (trading as Racing Queensland) and provider are not responsible for the completeness or accuracy of any of the information contained herein, and makes no representations about its suitability for any purpose.

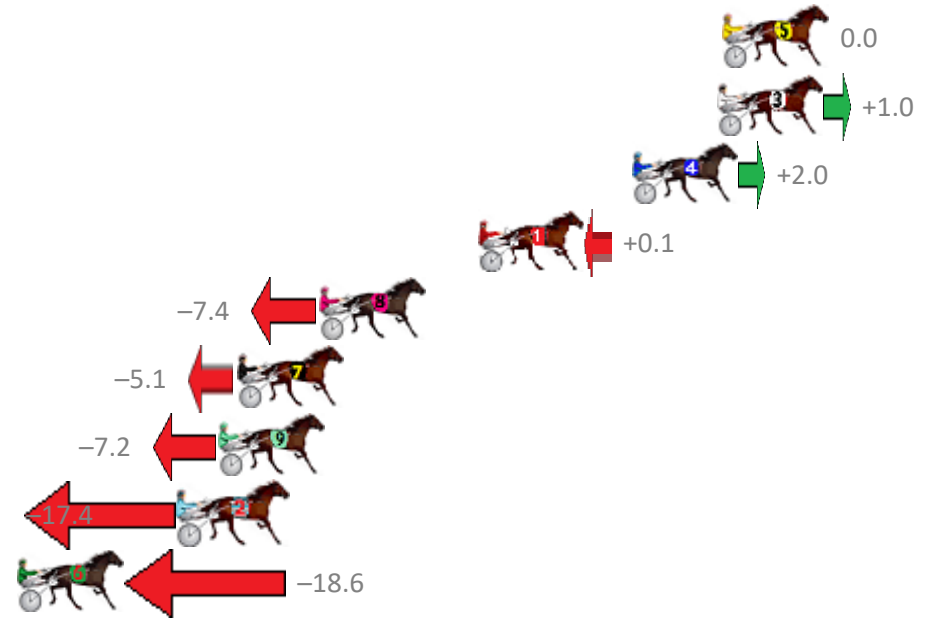
# Redcliffe Race 10 Distance 1780m

Saturday, 20 October 2018

Gross Time: 2:12.20 MileRate: 1:59.60 LeadTime: 11.60s First Qtr: 29.90s Second Qtr: 31.50s Third Qtr: 29.50s Fourth Qtr: 29.70s

No Horse	Plc	Margin	Time	800Time (W)	400 Time (W)
5 OUR OVERANOVA	1	0.0m	2:12.20	59.20s (1)	29.64s (1)
3 NEEDLE	2	0.2m	2:12.21	59.13s (0)	29.71s (0)
4 MAYBETOTHEMAX	3	3.6m	2:12.47	59.05s (0)	29.51s (0)
1 MIRACLE RISING	4	9.7m	2:12.92	59.19s (0)	29.62s (0)
8 SENITAS SUCCESS	5	16.0m	2:13.39	59.75s (1)	30.09s (1)
7 MISTER GUNSEN	6	19.3m	2:13.63	59.58s (0)	29.86s (0)
9 MR MAYFLY	7	20.0m	2:13.68	59.73s (1)	30.09s (2)
2 MELPARK ROYAL SON	8	21.6m	2:13.80	60.49s (1)	30.81s (1)
6 RELEVEN DREAM	9	36.0m	2:14.87	60.58s (1)	30.95s (1)

Finish Position and metres gained from 800m



Sectionals  
Powered by



**PJ Harness Analyser**  
Master harness racing with the power of sectionals  
Owners, Trainers and Punters - Check out what's new at [www.pjdata.com.au](http://www.pjdata.com.au)

The Racing Queensland Board (trading as Racing Queensland) and provider are not responsible for the completeness or accuracy of any of the information contained herein, and makes no representations about its suitability for any purpose.