

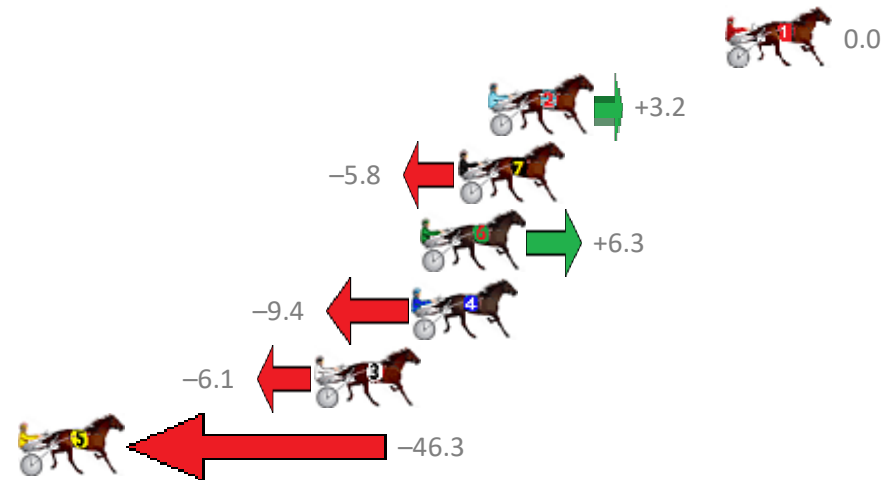
Redcliffe Race 1 Distance 2040m

Tuesday, 23 October 2018

Gross Time: 2:29.80 MileRate: 1:58.20 LeadTime: 31.70s First Qtr: 31.10s Second Qtr: 29.80s Third Qtr: 28.00s Fourth Qtr: 29.20s

| NoHorse | Plc | Margin | Time | 800Time (W) | 400 Time (W) |
|--------------------|-----|--------|---------|-------------|--------------|
| 1 NONE BETTOR | 1 | 0.0m | 2:29.80 | 57.20s (0) | 29.20s (0) |
| 2 ANNIKA MAGIC | 2 | 9.4m | 2:30.49 | 56.97s (1) | 29.46s (2) |
| 7 LANCELOT BROMAC | 3 | 10.6m | 2:30.57 | 57.61s (0) | 29.57s (0) |
| 6 MAJOR SCORE | 4 | 12.1m | 2:30.68 | 56.75s (1) | 29.29s (2) |
| 4 DRIVE THE DREAM | 5 | 12.4m | 2:30.71 | 57.87s (1) | 29.93s (1) |
| 3 CORPORAL LUNA | 6 | 16.3m | 2:30.99 | 57.64s (0) | 29.48s (0) |
| 5 SICILIAN SLUMBER | 7 | 53.7m | 2:33.72 | 60.51s (1) | 32.21s (1) |

Finish Position and metres gained from 800m



Sectionals
Powered by



PJ Harness Analyser
Master harness racing with the power of sectionals
Owners, Trainers and Punters - Check out what's new at www.pjdata.com.au

The Racing Queensland Board (trading as Racing Queensland) and provider are not responsible for the completeness or accuracy of any of the information contained herein, and makes no representations about its suitability for any purpose.

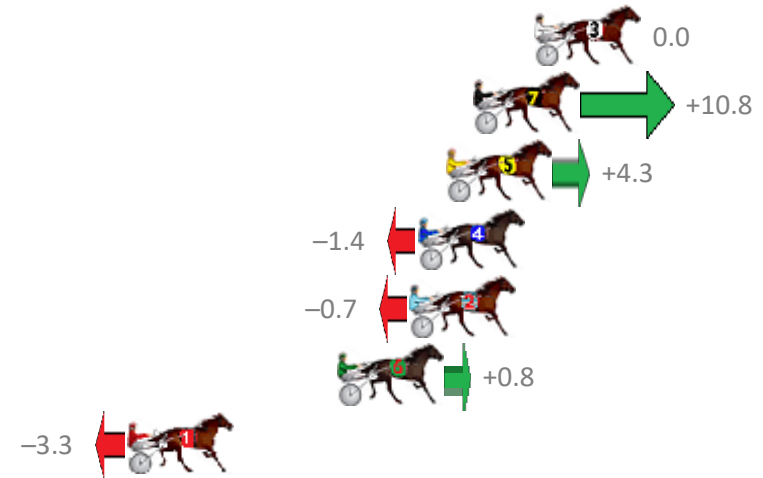
Redcliffe Race 2 Distance 2280m

Tuesday, 23 October 2018

Gross Time: 2:58.40 MileRate: 2:05.90 LeadTime: 54.00s First Qtr: 32.80s Second Qtr: 31.60s Third Qtr: 29.40s Fourth Qtr: 30.60s

| NoHorse | Plc | Margin | Time | 800Time (W) | 400 Time (W) |
|---------------------|-----|--------|---------|-------------|--------------|
| 3 DAENERYS STORMBOR | 1 | 0.0m | 2:58.40 | 60.00s (0) | 30.60s (0) |
| 7 SPIRIT WALKER | 2 | 2.4m | 2:58.58 | 59.19s (0) | 29.61s (0) |
| 5 ROSTEVARREN | 3 | 3.5m | 2:58.67 | 59.68s (1) | 30.06s (1) |
| 4 ASTRAL RULER | 4 | 4.6m | 2:58.75 | 60.10s (1) | 30.48s (1) |
| 2 KIP KEINO | 5 | 4.9m | 2:58.77 | 60.05s (0) | 30.53s (0) |
| 6 IVANOV | 6 | 7.8m | 2:59.00 | 59.94s (0) | 30.37s (0) |
| 1 MISTER OZ | 7 | 16.1m | 2:59.63 | 60.25s (1) | 30.67s (1) |

Finish Position and metres gained from 800m



Sectionals
Powered by



PJ Harness Analyser
Master harness racing with the power of sectionals
Owners, Trainers and Punters - Check out what's new at www.pjdata.com.au

The Racing Queensland Board (trading as Racing Queensland) and provider are not responsible for the completeness or accuracy of any of the information contained herein, and makes no representations about its suitability for any purpose.

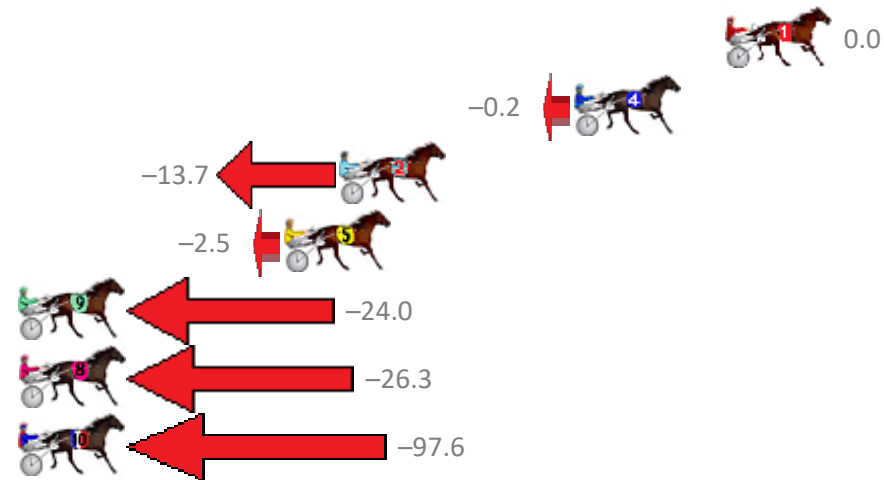
Redcliffe Race 3 Distance 1780m

Tuesday, 23 October 2018

Gross Time: 2:11.20 MileRate: 1:58.60 LeadTime: 11.20s First Qtr: 30.90s Second Qtr: 30.30s Third Qtr: 28.60s Fourth Qtr: 30.20s

| NoHorse | Plc | Margin | Time | 800Time (W) | 400 Time (W) |
|------------------|-----|--------|---------|-------------|--------------|
| 1 ROYAL LINCOLN | 1 | 0.0m | 2:11.20 | 58.80s (0) | 30.20s (0) |
| 4 SIXPENNY RED | 2 | 6.0m | 2:11.65 | 58.81s (0) | 30.28s (0) |
| 2 FORTES IN FIDE | 3 | 15.3m | 2:12.36 | 59.81s (1) | 31.19s (1) |
| 5 MONTANA CHIEF | 4 | 17.5m | 2:12.52 | 58.98s (1) | 30.98s (1) |
| 9 MERRYMACH | 5 | 35.0m | 2:13.84 | 60.56s (0) | 32.07s (0) |
| 8 DATTITUDE | 6 | 57.3m | 2:15.53 | 60.73s (1) | 32.35s (0) |
| 10 ASHLEE NITRO | 7 | 106.8m | 2:19.26 | 65.97s (1) | 36.56s (0) |

Finish Position and metres gained from 800m



Sectionals
Powered by



PJ Harness Analyser
Master harness racing with the power of sectionals
Owners, Trainers and Punters - Check out what's new at www.pjdata.com.au

The Racing Queensland Board (trading as Racing Queensland) and provider are not responsible for the completeness or accuracy of any of the information contained herein, and makes no representations about its suitability for any purpose.

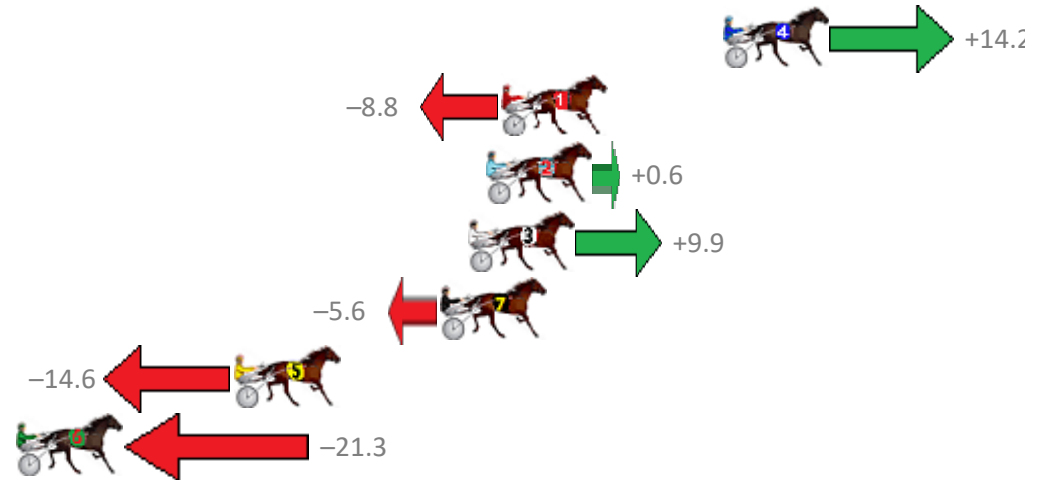
Redcliffe Race 4 Distance 1780m

Tuesday, 23 October 2018

Gross Time: 2:12.00 MileRate: 1:59.40 LeadTime: 11.40s First Qtr: 31.70s Second Qtr: 29.70s Third Qtr: 29.00s Fourth Qtr: 30.20s

| NoHorse | Plc | Margin | Time | 800Time (W) | 400 Time (W) |
|---------------------|-----|--------|---------|-------------|--------------|
| 4 MACHIN OUT | 1 | 0.0m | 2:12.00 | 58.15s (1) | 30.00s (2) |
| 1 SMILING ARMADA | 2 | 8.8m | 2:12.66 | 59.85s (0) | 30.86s (0) |
| 2 MO JARNEY | 3 | 9.4m | 2:12.71 | 59.16s (1) | 30.34s (2) |
| 3 PROJECTILE | 4 | 10.1m | 2:12.76 | 58.47s (1) | 30.10s (1) |
| 7 RAFFERTY DELIGHTS | 5 | 11.2m | 2:12.85 | 59.61s (0) | 30.64s (0) |
| 5 FRENCH GLOBE | 6 | 19.4m | 2:13.46 | 60.28s (1) | 31.41s (1) |
| 6 ULTIMATE COURAGE | 7 | 32.1m | 2:14.42 | 60.78s (0) | 31.54s (0) |

Finish Position and metres gained from 800m



Sectionals
Powered by



PJ Harness Analyser
Master harness racing with the power of sectionals
Owners, Trainers and Punters - Check out what's new at www.pjdata.com.au

The Racing Queensland Board (trading as Racing Queensland) and provider are not responsible for the completeness or accuracy of any of the information contained herein, and makes no representations about its suitability for any purpose.

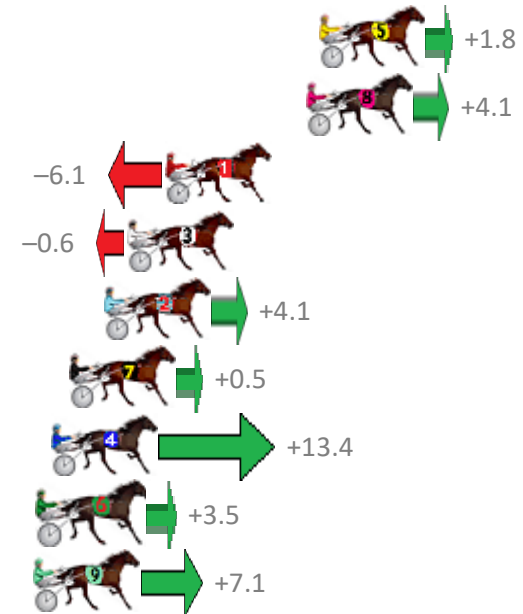
Redcliffe Race 5 Distance 1780m

Tuesday, 23 October 2018

Gross Time: 2:11.50 MileRate: 1:58.90 LeadTime: 11.00s First Qtr: 30.90s Second Qtr: 30.50s Third Qtr: 29.20s Fourth Qtr: 29.90s

| NoHorse | Plc | Margin | Time | 800Time (W) | 400 Time (W) |
|-------------------|-----|--------|---------|-------------|--------------|
| 5 EVERYTHING | 1 | 0.0m | 2:11.50 | 58.97s (1) | 29.86s (1) |
| 8 MACHEASY | 2 | 0.5m | 2:11.54 | 58.80s (0) | 29.59s (0) |
| 1 OCEANS PREDATOR | 3 | 6.1m | 2:11.96 | 59.55s (0) | 30.36s (0) |
| 3 HAVANA MOON | 4 | 7.6m | 2:12.07 | 59.14s (1) | 30.06s (1) |
| 2 MY MOJO | 5 | 8.5m | 2:12.14 | 58.80s (1) | 29.76s (1) |
| 7 BRASS LANTERN | 6 | 9.9m | 2:12.24 | 59.06s (0) | 29.89s (0) |
| 4 CAESARS ASTRUM | 7 | 10.6m | 2:12.29 | 58.11s (1) | 29.51s (1) |
| 6 HEAVENS HINT | 8 | 11.1m | 2:12.33 | 58.84s (0) | 29.64s (0) |
| 9 KOTARE KASAI | 9 | 11.3m | 2:12.34 | 58.58s (1) | 29.85s (2) |

Finish Position and metres gained from 800m



Sectionals
Powered by



PJ Harness Analyser
Master harness racing with the power of sectionals
Owners, Trainers and Punters - Check out what's new at www.pjdata.com.au

The Racing Queensland Board (trading as Racing Queensland) and provider are not responsible for the completeness or accuracy of any of the information contained herein, and makes no representations about its suitability for any purpose.

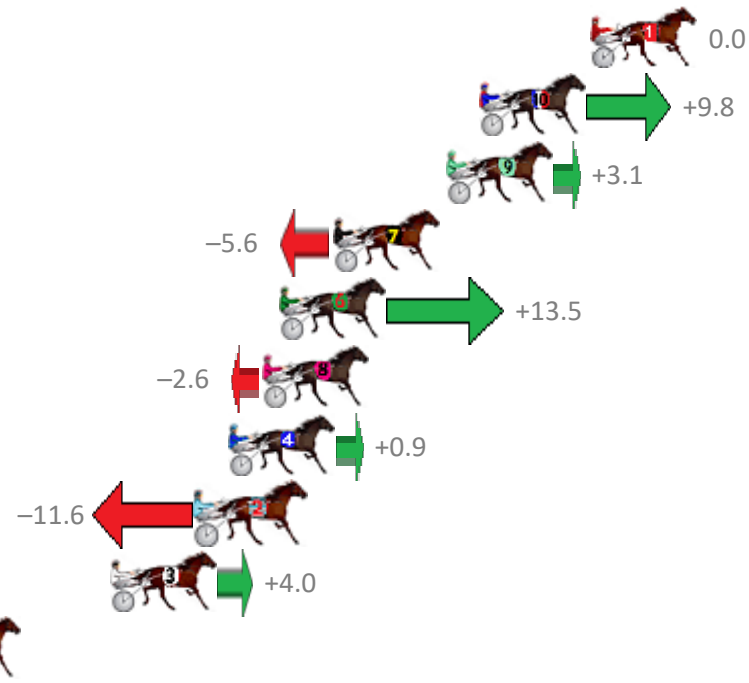
Redcliffe Race 6 Distance 1780m

Tuesday, 23 October 2018

Gross Time: 2:11.30 MileRate: 1:58.70 LeadTime: 11.20s First Qtr: 31.00s Second Qtr: 30.60s Third Qtr: 28.90s Fourth Qtr: 29.60s

| No | Horse | Plc | Margin | Time | 800Time (W) | 400 Time (W) |
|----|--------------------|-----|--------|---------|-------------|--------------|
| 1 | JUST ROKIN | 1 | 0.0m | 2:11.30 | 58.50s (0) | 29.60s (0) |
| 10 | CC JONES | 2 | 4.4m | 2:11.63 | 57.78s (1) | 29.05s (2) |
| 9 | TASSINI | 3 | 5.7m | 2:11.72 | 58.27s (1) | 29.47s (2) |
| 7 | BLUE EYED CREATION | 4 | 10.2m | 2:12.05 | 58.91s (0) | 29.91s (0) |
| 6 | MATT BELFORD | 5 | 12.3m | 2:12.21 | 57.51s (1) | 29.15s (1) |
| 8 | OUR MEMPHIS MAC | 6 | 13.0m | 2:12.26 | 58.69s (0) | 29.69s (0) |
| 4 | SAMMARI | 7 | 14.3m | 2:12.36 | 58.43s (0) | 29.47s (0) |
| 2 | YKIKAFIL | 8 | 15.6m | 2:12.45 | 59.35s (1) | 30.24s (1) |
| 3 | IM NORMA JEAN | 9 | 19.0m | 2:12.71 | 58.21s (0) | 29.36s (0) |
| 5 | ROCKWITH THEDEVIL | 10 | 26.8m | 2:13.28 | 58.97s (1) | 30.59s (1) |

Finish Position and metres gained from 800m



Sectionals
Powered by



PJ Harness Analyser
Master harness racing with the power of sectionals
Owners, Trainers and Punters - Check out what's new at www.pjdata.com.au

The Racing Queensland Board (trading as Racing Queensland) and provider are not responsible for the completeness or accuracy of any of the information contained herein, and makes no representations about its suitability for any purpose.

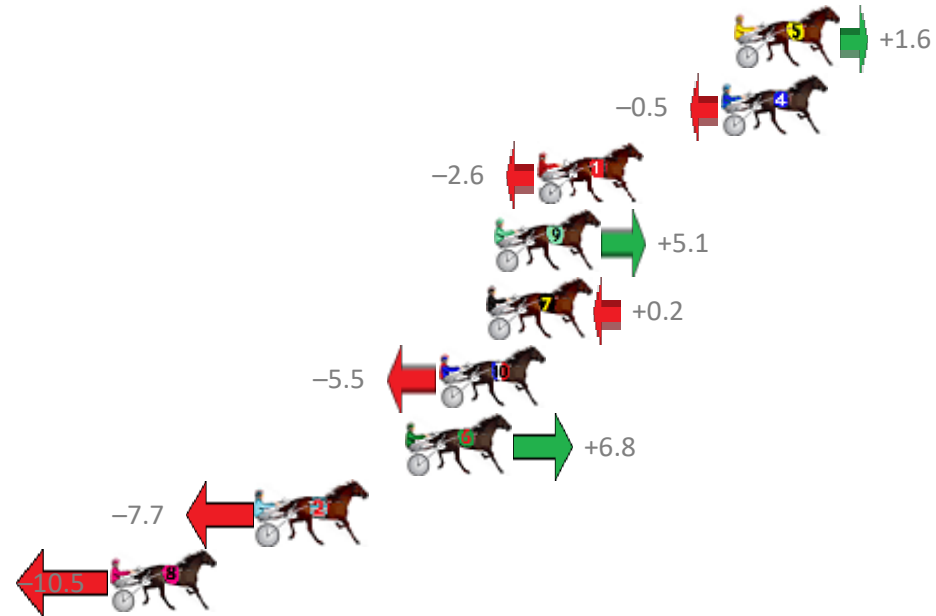
Redcliffe Race 7 Distance 2040m

Tuesday, 23 October 2018

Gross Time: 2:30.80 MileRate: 1:59.00 LeadTime: 30.70s First Qtr: 31.00s Second Qtr: 30.80s Third Qtr: 28.90s Fourth Qtr: 29.40s

| NoHorse | Plc | Margin | Time | 800Time (W) | 400 Time (W) |
|---------------------|-----|--------|---------|-------------|--------------|
| 5 OUR MAJOR DAY | 1 | 0.0m | 2:30.80 | 58.18s (1) | 29.12s (1) |
| 4 PACIFIC DRUMS | 2 | 0.5m | 2:30.84 | 58.34s (0) | 29.44s (0) |
| 1 DAPPER | 3 | 7.8m | 2:31.37 | 58.49s (0) | 29.36s (0) |
| 9 DARBY BRIGHTS | 4 | 9.5m | 2:31.50 | 57.93s (2) | 29.32s (2) |
| 7 HEAVENS HURRICANE | 5 | 9.8m | 2:31.52 | 58.29s (0) | 29.16s (0) |
| 10 ADRIFT | 6 | 11.7m | 2:31.66 | 58.70s (1) | 29.60s (1) |
| 6 PATERNITY SUIT | 7 | 13.0m | 2:31.76 | 57.80s (2) | 29.22s (2) |
| 2 WEE JIMMY | 8 | 18.9m | 2:32.19 | 58.86s (1) | 29.69s (1) |
| 8 KEY LARGO | 9 | 24.7m | 2:32.62 | 59.07s (0) | 29.86s (0) |

Finish Position and metres gained from 800m



Sectionals
Powered by



PJ Harness Analyser
Master harness racing with the power of sectionals
Owners, Trainers and Punters - Check out what's new at www.pjdata.com.au

The Racing Queensland Board (trading as Racing Queensland) and provider are not responsible for the completeness or accuracy of any of the information contained herein, and makes no representations about its suitability for any purpose.