

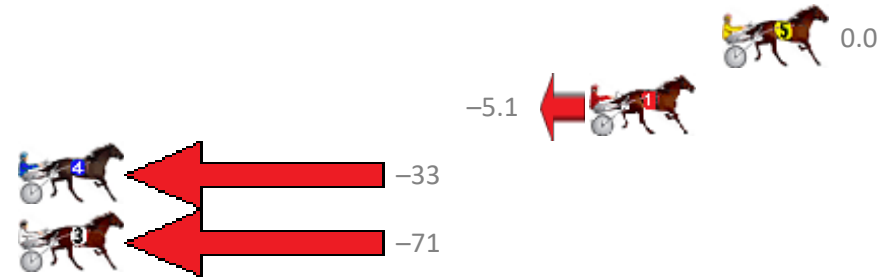
# Albion Park Race 1 Distance 1660m

Tuesday, 12 February 2019

Gross Time: 1:59.80 MileRate: 1:56.10 LeadTime: 3.40s First Qtr: 28.10s Second Qtr: 30.20s Third Qtr: 28.20s Fourth Qtr: 29.90s

No Horse	Plc	Margin	Time	800Time (W)	400 Time (W)
5 XAVIERS HURRIKANE	1	0.0m	1:59.80	58.10s (1)	29.84s (1)
1 FROST EN ICE	2	5.3m	2:00.20	58.47s (0)	30.30s (0)
4 LEFT A HURRIKANE	3	37.3m	2:02.59	60.43s (1)	31.87s (0)
3 HURRIKANE SPECIAL	4	76.2m	2:05.50	63.21s (0)	33.52s (0)

Finish Position and metres gained from 800m



Sectionals  
Powered by



**PJ Harness Analyser**  
Master harness racing with the power of sectionals  
Owners, Trainers and Punters - Check out what's new at [www.pjdata.com.au](http://www.pjdata.com.au)

The Racing Queensland Board (trading as Racing Queensland) and provider are not responsible for the completeness or accuracy of any of the information contained herein, and makes no representations about its suitability for any purpose.

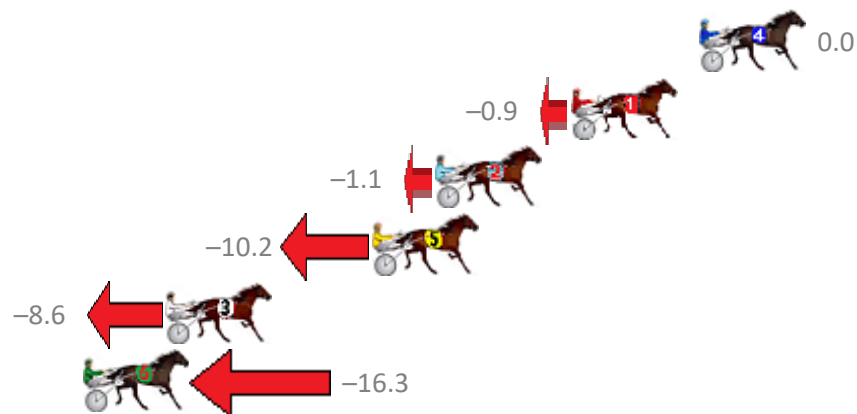
# Albion Park Race 2 Distance 2138m

Tuesday, 12 February 2019

Gross Time: 2:36.80 MileRate: 1:58.00 LeadTime: 39.60s First Qtr: 30.80s Second Qtr: 30.80s Third Qtr: 27.80s Fourth Qtr: 27.80s

No Horse	Plc	Margin	Time	800Time (W)	400 Time (W)
4 LEFT A TERROR	1	0.0m	2:36.80	55.60s (0)	27.80s (0)
1 TORQUE WITH ESTEEM	2	5.1m	2:37.15	55.66s (0)	27.86s (0)
2 MACH TORQUE	3	10.5m	2:37.53	55.68s (0)	27.90s (0)
5 IFYOUBELIEVE	4	13.0m	2:37.70	56.31s (1)	28.31s (1)
3 DONT BE JEALOUS	5	21.2m	2:38.27	56.20s (1)	28.26s (0)
6 MONTANA EXPRESS	6	24.5m	2:38.50	56.73s (1)	28.78s (1)

Finish Position and metres gained from 800m



Sectionals  
Powered by



**PJ Harness Analyser**  
Master harness racing with the power of sectionals  
Owners, Trainers and Punters - Check out what's new at [www.pjdata.com.au](http://www.pjdata.com.au)

The Racing Queensland Board (trading as Racing Queensland) and provider are not responsible for the completeness or accuracy of any of the information contained herein, and makes no representations about its suitability for any purpose.

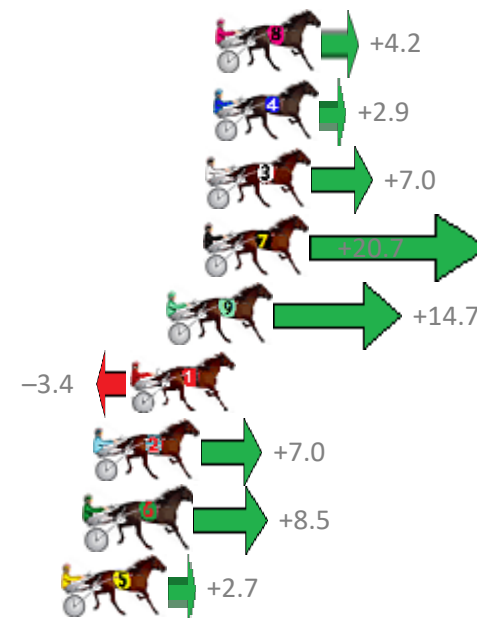
# Albion Park Race 3 Distance 2138m

Tuesday, 12 February 2019

Gross Time: 2:36.10 MileRate: 1:57.50 LeadTime: 38.40s First Qtr: 30.80s Second Qtr: 30.80s Third Qtr: 28.10s Fourth Qtr: 28.00s

No Horse	Plc	Margin	Time	800Time (W)	400 Time (W)
8 WHISKEY BLAZE	1	0.0m	2:36.10	55.81s (0)	27.62s (0)
4 TOM ME GUN	2	0.1m	2:36.11	55.90s (1)	27.92s (1)
3 MAGOOGAN	3	0.4m	2:36.13	55.61s (1)	27.64s (1)
7 ILLAWONG DREAMTIM	4	0.5m	2:36.14	54.65s (1)	27.13s (2)
9 MR KALYPSO	5	1.9m	2:36.23	55.07s (1)	27.57s (2)
1 PLATINUM ROULETTE	6	3.4m	2:36.34	56.34s (0)	28.24s (0)
2 THE HARLEM HAMMER	7	4.8m	2:36.44	55.61s (1)	27.64s (1)
6 THE NEXT STAR	8	5.1m	2:36.46	55.50s (0)	27.32s (1)
5 CHLOES CLOUD	9	6.1m	2:36.53	55.91s (0)	27.75s (0)

## Finish Position and metres gained from 800m



Sectionals  
Powered by



**PJ Harness Analyser**  
Master harness racing with the power of sectionals  
Owners, Trainers and Punters - Check out what's new at [www.pjdata.com.au](http://www.pjdata.com.au)

The Racing Queensland Board (trading as Racing Queensland) and provider are not responsible for the completeness or accuracy of any of the information contained herein, and makes no representations about its suitability for any purpose.

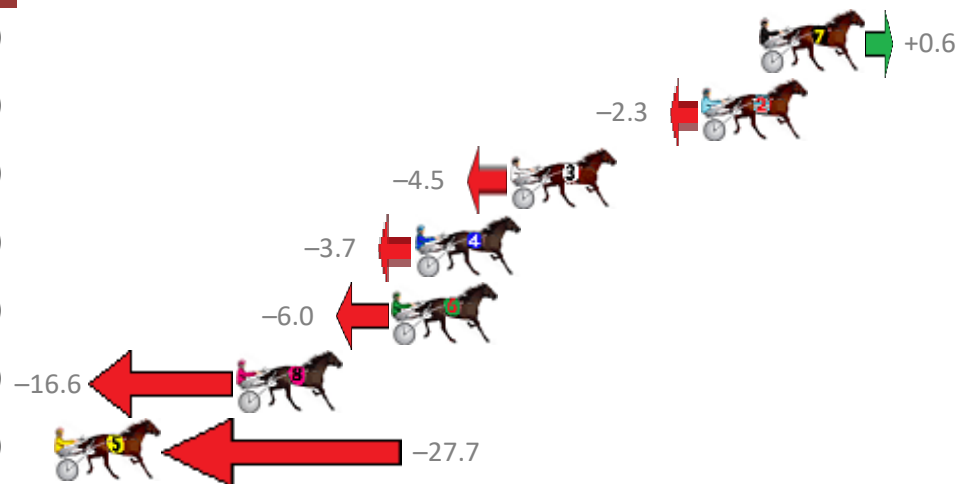
# Albion Park Race 4 Distance 2138m

Tuesday, 12 February 2019

Gross Time: 2:39.40 MileRate: 1:59.90 LeadTime: 40.00s First Qtr: 31.10s Second Qtr: 31.40s Third Qtr: 29.40s Fourth Qtr: 27.50s

No Horse	Plc	Margin	Time	800Time (W)	400 Time (W)
7 MISS BLUE GLORY	1	0.0m	2:39.40	56.86s (1)	27.47s (1)
2 SPECIAL RESERVE	2	2.3m	2:39.56	57.06s (0)	27.66s (0)
3 LITTLE ARROWS	3	9.9m	2:40.08	57.22s (1)	27.67s (1)
4 OUR DOUG	4	13.7m	2:40.34	57.16s (1)	27.59s (1)
6 ALI DOWNUNDER	5	14.6m	2:40.40	57.33s (0)	27.71s (0)
8 AT RANDOM	6	20.8m	2:40.83	58.08s (0)	28.46s (0)
5 OUR LITTLE GIRL	7	41.3m	2:42.24	58.87s (0)	29.03s (0)

Finish Position and metres gained from 800m



Sectionals  
Powered by



**PJ Harness Analyser**  
Master harness racing with the power of sectionals  
Owners, Trainers and Punters - Check out what's new at [www.pjdata.com.au](http://www.pjdata.com.au)

The Racing Queensland Board (trading as Racing Queensland) and provider are not responsible for the completeness or accuracy of any of the information contained herein, and makes no representations about its suitability for any purpose.

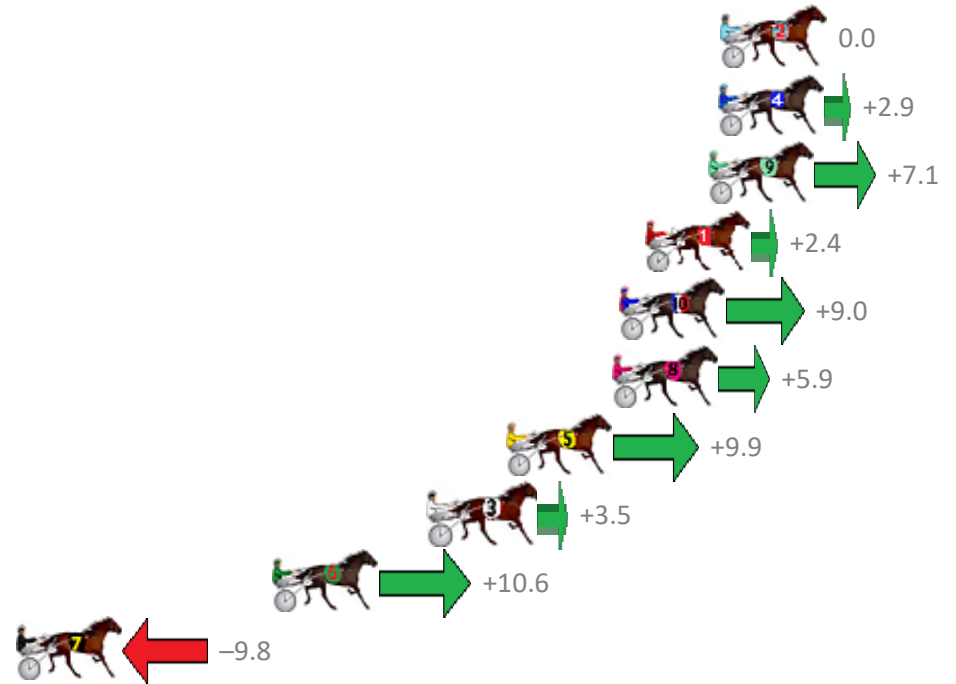
# Albion Park Race 5 Distance 1660m

Tuesday, 12 February 2019

Gross Time: 2:00.60 MileRate: 1:56.90 LeadTime: 3.50s First Qtr: 29.20s Second Qtr: 30.40s Third Qtr: 28.60s Fourth Qtr: 28.90s

No Horse	Plc	Margin	Time	800Time (W)	400 Time (W)
2 MISSINMEMATE	1	0.0m	2:00.60	57.50s (0)	28.90s (0)
4 WHOSTOLEMYPIGEON	2	0.1m	2:00.61	57.29s (1)	28.78s (1)
9 DALACOS EMPRESS	3	0.5m	2:00.64	56.99s (1)	28.42s (1)
1 JENUFLECTION	4	3.0m	2:00.82	57.33s (0)	28.73s (0)
10 ALWAYS AT NIGHT	5	4.0m	2:00.89	56.85s (1)	28.28s (1)
8 ZED CODE	6	4.3m	2:00.91	57.08s (0)	28.47s (0)
5 PHOTOZEN	7	8.5m	2:01.21	56.79s (1)	28.21s (2)
3 PRETTYCOMPACT	8	11.5m	2:01.43	57.25s (0)	28.63s (0)
6 UNDERTHEKILT	9	17.8m	2:01.89	56.74s (1)	28.67s (1)
7 CHEYENNE AUTUMN	10	32.8m	2:02.97	58.20s (1)	29.52s (0)

Finish Position and metres gained from 800m



Sectionals  
Powered by



**PJ Harness Analyser**  
Master harness racing with the power of sectionals  
Owners, Trainers and Punters - Check out what's new at [www.pjdata.com.au](http://www.pjdata.com.au)

The Racing Queensland Board (trading as Racing Queensland) and provider are not responsible for the completeness or accuracy of any of the information contained herein, and makes no representations about its suitability for any purpose.

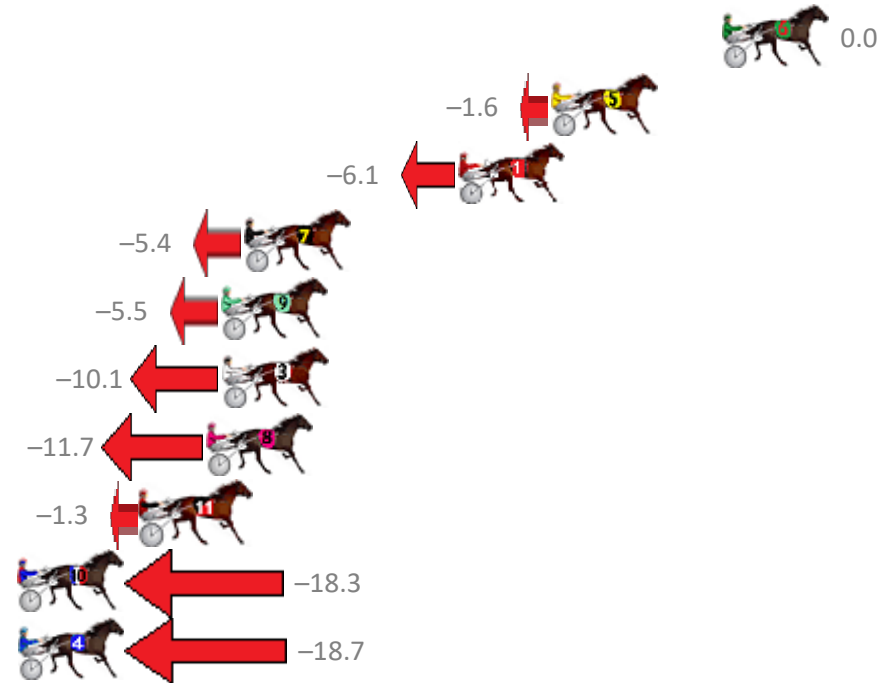
# Albion Park Race 6 Distance 1660m

Tuesday, 12 February 2019

Gross Time: 1:56.20 MileRate: 1:52.60 LeadTime: 3.30s First Qtr: 27.60s Second Qtr: 30.10s Third Qtr: 27.40s Fourth Qtr: 27.80s

No Horse	Plc	Margin	Time	800Time (W)	400 Time (W)
6 SPIKE BROMAC	1	0.0m	1:56.20	55.20s (0)	27.80s (0)
5 GASMONKEY	2	6.8m	1:56.67	55.31s (1)	27.49s (1)
1 ANOTHER BROADWAY	3	10.5m	1:56.93	55.62s (0)	28.21s (0)
7 CHAPTER ONE	4	19.0m	1:57.52	55.57s (0)	27.86s (0)
9 CIRCLE LINE	5	19.9m	1:57.58	55.58s (1)	27.70s (1)
3 LONG TERM FELLA	6	19.9m	1:57.58	55.90s (1)	28.03s (1)
8 IMA SEA STORM	7	20.5m	1:57.62	56.01s (0)	28.27s (0)
11 FIOKI	8	23.1m	1:57.81	55.29s (1)	27.58s (1)
10 LANCELOT BROMAC	9	35.9m	1:58.70	56.46s (2)	28.81s (2)
4 PSYCHEDELIC	10	41.3m	1:59.07	56.49s (2)	28.88s (2)

Finish Position and metres gained from 800m



Sectionals  
Powered by



**PJ Harness Analyser**  
Master harness racing with the power of sectionals  
Owners, Trainers and Punters - Check out what's new at [www.pjdata.com.au](http://www.pjdata.com.au)

The Racing Queensland Board (trading as Racing Queensland) and provider are not responsible for the completeness or accuracy of any of the information contained herein, and makes no representations about its suitability for any purpose.



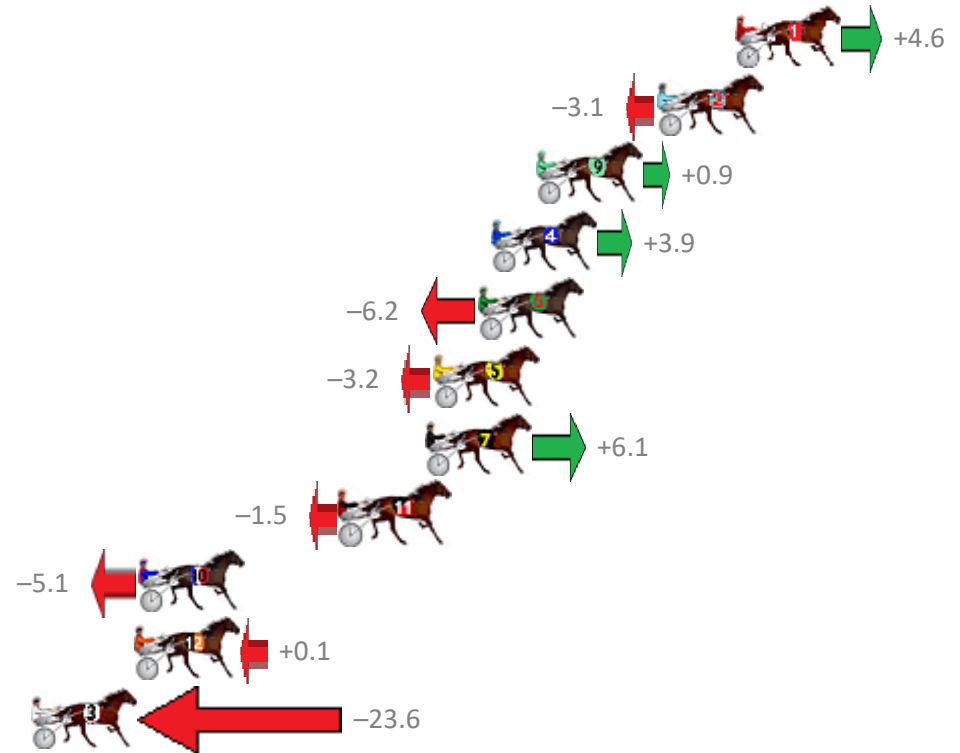
# Albion Park Race 7 Distance 2138m

Tuesday, 12 February 2019

Gross Time: 2:35.60 MileRate: 1:57.10 LeadTime: 37.60s First Qtr: 30.00s Second Qtr: 30.40s Third Qtr: 29.30s Fourth Qtr: 28.30s

No Horse	Plc	Margin	Time	800Time (W)	400 Time (W)
1 PINUP BOY	1	0.0m	2:35.60	57.27s (0)	27.96s (0)
2 JACKS AT THE BEACH	2	3.1m	2:35.82	57.82s (0)	28.52s (0)
9 NIKALONG HENRY	3	7.9m	2:36.16	57.54s (0)	28.22s (0)
4 GOALKICKER	4	9.7m	2:36.29	57.32s (1)	28.08s (1)
6 ROYAL LINCOLN	5	10.2m	2:36.32	58.05s (1)	28.81s (1)
5 MY SECRET TORQUE	6	12.0m	2:36.45	57.83s (1)	28.64s (1)
7 GOODTIME STRIDE	7	12.3m	2:36.47	57.16s (0)	27.83s (0)
11 TORQUE FEELS GOOD	8	15.7m	2:36.71	57.71s (0)	28.39s (0)
10 OASIS DREAM	9	23.7m	2:37.28	57.97s (2)	29.18s (2)
12 TUESDAYS FELLA	10	23.9m	2:37.29	57.59s (2)	28.89s (2)
3 GLASSCUTTERSPIRIT	11	42.4m	2:38.60	59.30s (1)	29.91s (1)

Finish Position and metres gained from 800m



Sectionals  
Powered by



**PJ Harness Analyser**  
Master harness racing with the power of sectionals  
Owners, Trainers and Punters - Check out what's new at [www.pjdata.com.au](http://www.pjdata.com.au)

The Racing Queensland Board (trading as Racing Queensland) and provider are not responsible for the completeness or accuracy of any of the information contained herein, and makes no representations about its suitability for any purpose.


# Albion Park Race 8 Distance 1660m

Tuesday, 12 February 2019

Gross Time: 2:00.50 MileRate: 1:56.80 LeadTime: 3.30s First Qtr: 28.30s Second Qtr: 31.20s Third Qtr: 29.10s Fourth Qtr: 28.60s

No Horse	Plc	Margin	Time	800Time (W)	400 Time (W)
4 ONLY ONE PROMISE	1	0.0m	2:00.50	57.41s (1)	28.34s (1)
3 ELMAUR JOY	2	0.8m	2:00.56	57.76s (0)	28.66s (0)
11 SPEEDIE MCARDLE	3	1.4m	2:00.60	56.29s (2)	27.99s (2)
10 IM FREE FALLING	4	2.0m	2:00.64	56.59s (1)	27.73s (2)
2 JUSTA DALE	5	2.2m	2:00.66	57.25s (1)	28.20s (1)
1 BLINGITTOHEMAX	6	4.0m	2:00.79	57.69s (0)	28.59s (0)
8 BIG IN AMERICA	7	5.0m	2:00.86	57.43s (0)	28.30s (0)
9 HAPPY FEELINGS	8	5.7m	2:00.91	57.16s (1)	28.08s (1)
5 LURAH	9	6.3m	2:00.95	56.60s (0)	27.76s (1)
12 THE BOYS GNP	10	8.6m	2:01.11	57.38s (0)	28.21s (0)
6 READILY	11	10.5m	2:01.25	57.22s (0)	28.05s (0)
7 CONDAFEW	12	13.8m	2:01.49	57.57s (2)	29.20s (2)

Finish Position and metres gained from 800m



Sectionals  
Powered by



**PJ Harness Analyser**  
Master harness racing with the power of sectionals  
Owners, Trainers and Punters - Check out what's new at [www.pjdata.com.au](http://www.pjdata.com.au)

The Racing Queensland Board (trading as Racing Queensland) and provider are not responsible for the completeness or accuracy of any of the information contained herein, and makes no representations about its suitability for any purpose.