

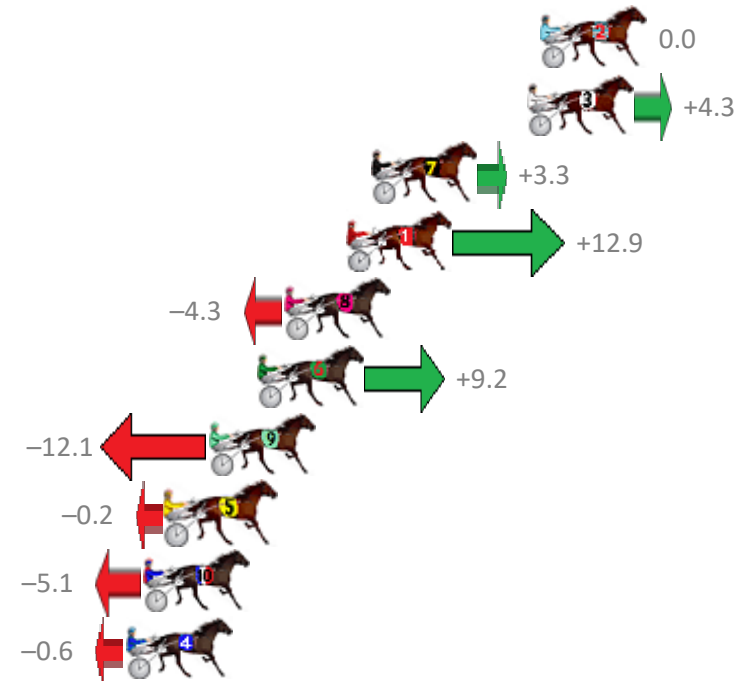
Redcliffe Race 1 Distance 2280m

Wednesday, 20 February 2019

Gross Time: 2:49.40 MileRate: 1:59.60 LeadTime: 50.40s First Qtr: 31.50s Second Qtr: 29.60s Third Qtr: 28.30s Fourth Qtr: 29.60s

NoHorse	Plc	Margin	Time	800Time (W)	400 Time (W)
2 MAJORDOIT	1	0.0m	2:49.40	57.90s (0)	29.60s (0)
3 ROLLING ALONG	2	0.5m	2:49.44	57.59s (0)	29.30s (0)
7 TOOK YOUR TIME	3	6.7m	2:49.90	57.66s (0)	29.39s (0)
1 FORTES IN FIDE	4	7.7m	2:49.97	56.97s (1)	29.03s (1)
8 NOVENA ROSE	5	10.1m	2:50.15	58.21s (1)	29.95s (1)
6 CORPORAL LUNA	6	11.2m	2:50.23	57.23s (0)	29.04s (0)
9 SPRINGFIELD SPIRIT	7	13.1m	2:50.37	58.78s (1)	30.48s (1)
5 READILY	8	14.8m	2:50.50	57.91s (0)	29.67s (0)
10 TOPNOTCH MACH	9	15.7m	2:50.56	58.27s (1)	30.42s (2)
4 NOVA TIME	10	16.4m	2:50.61	57.94s (1)	30.03s (1)

Finish Position and metres gained from 800m



Sectionals
Powered by



PJ Harness Analyser
Master harness racing with the power of sectionals
Owners, Trainers and Punters - Check out what's new at www.pjdata.com.au

The Racing Queensland Board (trading as Racing Queensland) and provider are not responsible for the completeness or accuracy of any of the information contained herein, and makes no representations about its suitability for any purpose.

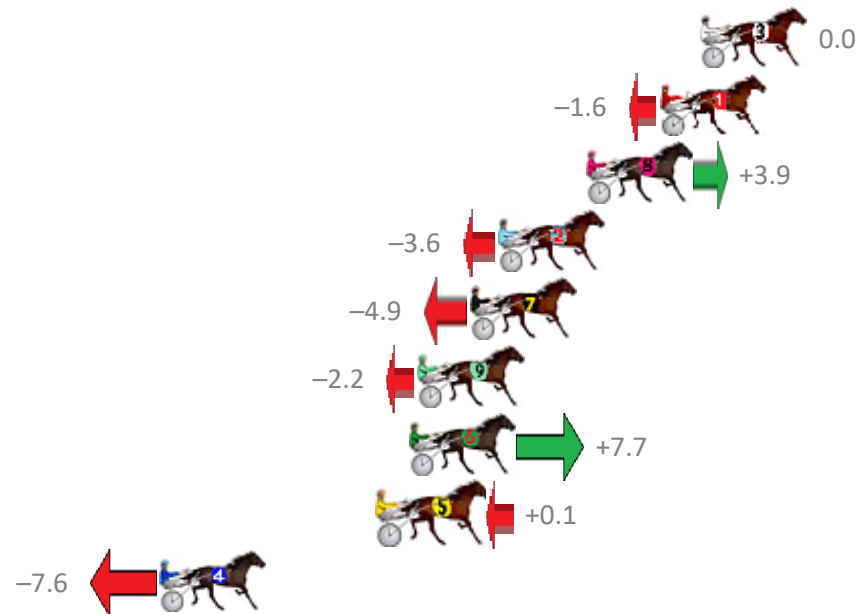
Redcliffe Race 2 Distance 1780m

Wednesday, 20 February 2019

Gross Time: 2:08.50 MileRate: 1:56.20 LeadTime: 11.40s First Qtr: 29.60s Second Qtr: 29.70s Third Qtr: 28.60s Fourth Qtr: 29.20s

NoHorse	Plc	Margin	Time	800Time (W)	400 Time (W)
3 CELTIC CRUZA	1	0.0m	2:08.50	57.80s (1)	29.20s (1)
1 VADER	2	1.6m	2:08.62	57.92s (0)	29.24s (0)
8 LIFEINHEAVEN	3	4.5m	2:08.83	57.52s (0)	28.77s (0)
2 IMA SEA STORM	4	8.0m	2:09.08	58.06s (1)	29.26s (1)
7 SON OF MARA	5	9.1m	2:09.16	58.15s (0)	29.41s (0)
9 PLATINUM ROULETTE	6	11.2m	2:09.32	57.96s (1)	29.14s (1)
6 MONIVAE	7	11.5m	2:09.34	57.24s (1)	28.32s (2)
5 DRIVE THE DREAM	8	12.7m	2:09.43	57.79s (0)	28.96s (0)
4 HOT DOGMA	9	21.4m	2:10.06	58.35s (1)	29.35s (1)

Finish Position and metres gained from 800m



Sectionals
Powered by



PJ Harness Analyser
Master harness racing with the power of sectionals
Owners, Trainers and Punters - Check out what's new at www.pjdata.com.au

The Racing Queensland Board (trading as Racing Queensland) and provider are not responsible for the completeness or accuracy of any of the information contained herein, and makes no representations about its suitability for any purpose.


Redcliffe Race 3 Distance 2040m

Wednesday, 20 February 2019

Gross Time: 2:32.70 MileRate: 2:00.40 LeadTime: 31.30s First Qtr: 32.00s Second Qtr: 31.40s Third Qtr: 29.10s Fourth Qtr: 28.90s

No	Horse	Plc	Margin	Time	800Time (W)	400 Time (W)
7	TAKITIMU EXPRESS	1	0.0m	2:32.70	57.68s (0)	28.57s (0)
1	GOODTIME STRIDE	2	1.9m	2:32.84	58.14s (0)	29.04s (0)
8	SPONDOOLEY	3	4.7m	2:33.04	57.70s (0)	28.56s (0)
5	DIAMONDSFROMHEAV	4	6.7m	2:33.18	58.37s (1)	29.24s (1)
3	ALWAYS AT NIGHT	5	7.8m	2:33.26	57.45s (1)	28.34s (1)
4	ROWDYS ACE	6	9.1m	2:33.36	58.22s (1)	29.08s (1)
10	TRAIN WRECK	7	9.8m	2:33.41	57.71s (0)	28.58s (0)
9	SWAFFHAM WATER	8	11.5m	2:33.53	57.38s (1)	28.50s (2)
2	ZED CODE	9	12.1m	2:33.57	58.11s (1)	28.99s (1)
6	ROCKNROLL PROMISE	10	23.5m	2:34.40	57.96s (2)	29.67s (2)

Finish Position and metres gained from 800m



Sectionals
Powered by



PJ Harness Analyser
Master harness racing with the power of sectionals
Owners, Trainers and Punters - Check out what's new at www.pjdata.com.au

The Racing Queensland Board (trading as Racing Queensland) and provider are not responsible for the completeness or accuracy of any of the information contained herein, and makes no representations about its suitability for any purpose.

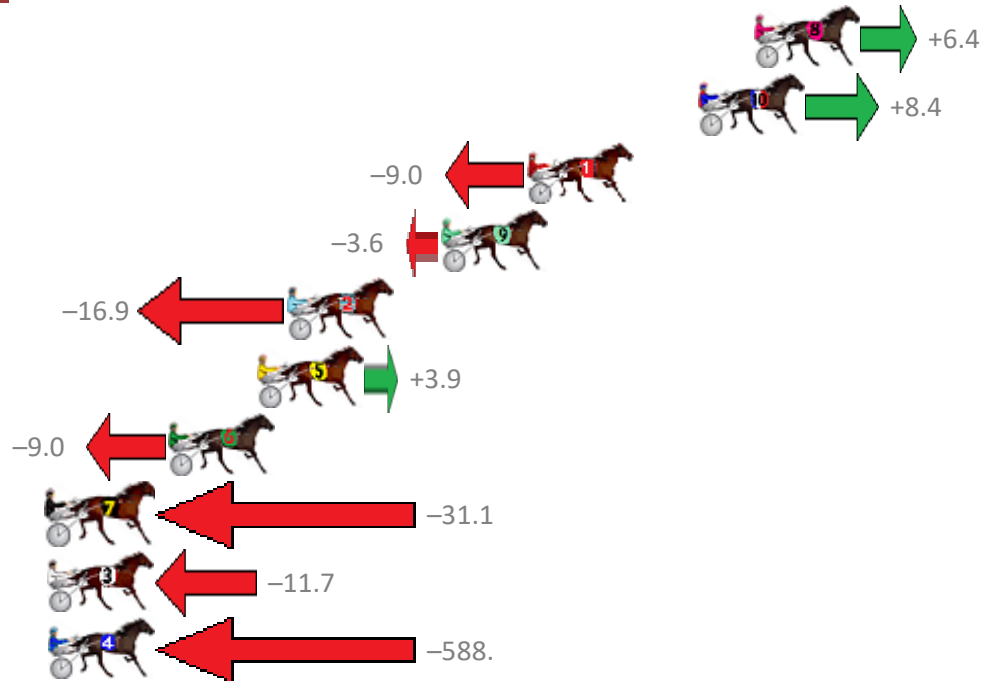
Redcliffe Race 4 Distance 1780m

Wednesday, 20 February 2019

Gross Time: 2:12.40 MileRate: 1:59.70 LeadTime: 11.30s First Qtr: 29.80s Second Qtr: 31.30s Third Qtr: 29.50s Fourth Qtr: 30.50s

NoHorse	Plc	Margin	Time	800Time (W)	400 Time (W)
8 MISS MIA	1	0.0m	2:12.40	59.52s (1)	30.19s (2)
10 MALIBU DREAM	2	2.2m	2:12.57	59.37s (1)	29.97s (2)
1 MINION GIRL	3	9.0m	2:13.09	60.67s (0)	31.19s (0)
9 DOWNTOWN LUCCA	4	12.4m	2:13.35	60.27s (0)	30.82s (1)
2 THANKHEAVNFORGIRLS	5	18.5m	2:13.81	61.27s (1)	31.67s (1)
5 SWEET SCOOT	6	19.7m	2:13.90	59.71s (0)	30.42s (1)
6 CHASIN DREAMZ	7	23.2m	2:14.17	60.67s (0)	31.17s (0)
7 ALL MADNESS	8	35.5m	2:15.11	62.33s (0)	32.67s (0)
3 MOLLIGUANNA	9	42.3m	2:15.63	60.88s (0)	30.64s (1)
4 STUDLEIGH PATCH	10	607.3m	2:58.71	##### (0)	73.39s (0)

Finish Position and metres gained from 800m



Sectionals
Powered by



PJ Harness Analyser
Master harness racing with the power of sectionals
Owners, Trainers and Punters - Check out what's new at www.pjdata.com.au

The Racing Queensland Board (trading as Racing Queensland) and provider are not responsible for the completeness or accuracy of any of the information contained herein, and makes no representations about its suitability for any purpose.

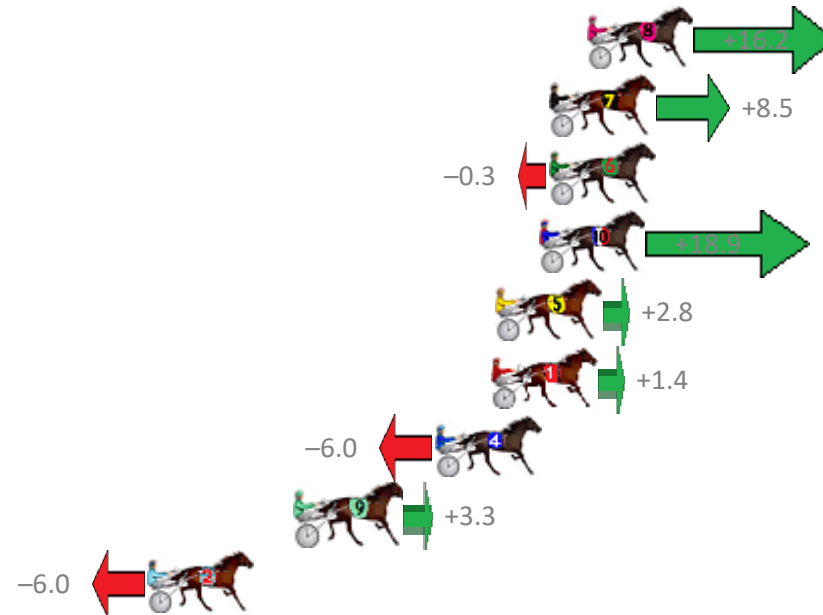
Redcliffe Race 5 Distance 1780m

Wednesday, 20 February 2019

Gross Time: 2:12.90 MileRate: 2:00.10 LeadTime: 11.20s First Qtr: 30.90s Second Qtr: 31.30s Third Qtr: 29.40s Fourth Qtr: 30.10s

NoHorse	Plc	Margin	Time	800Time (W)	400 Time (W)
8 BETTOR BECAUSE	1	0.0m	2:12.90	58.30s (1)	28.82s (1)
7 OUR DOUG	2	1.5m	2:13.01	58.87s (0)	29.39s (0)
6 LITTLE BOLT	3	1.5m	2:13.01	59.52s (1)	30.08s (1)
10 ALI DOWNUNDER	4	1.9m	2:13.04	58.09s (1)	28.63s (0)
5 CANDYFLOSS	5	3.6m	2:13.17	59.29s (1)	29.89s (1)
1 LA PISTOLA	6	3.8m	2:13.19	59.40s (0)	29.96s (0)
4 MOLLY MONTANA	7	6.0m	2:13.35	59.95s (0)	30.55s (0)
9 AT RANDOM	8	11.5m	2:13.77	59.25s (0)	29.76s (0)
2 PERFECT FEELING	9	17.4m	2:14.21	59.95s (1)	30.51s (1)

Finish Position and metres gained from 800m



Sectionals
Powered by



PJ Harness Analyser
Master harness racing with the power of sectionals
Owners, Trainers and Punters - Check out what's new at www.pjdata.com.au

The Racing Queensland Board (trading as Racing Queensland) and provider are not responsible for the completeness or accuracy of any of the information contained herein, and makes no representations about its suitability for any purpose.

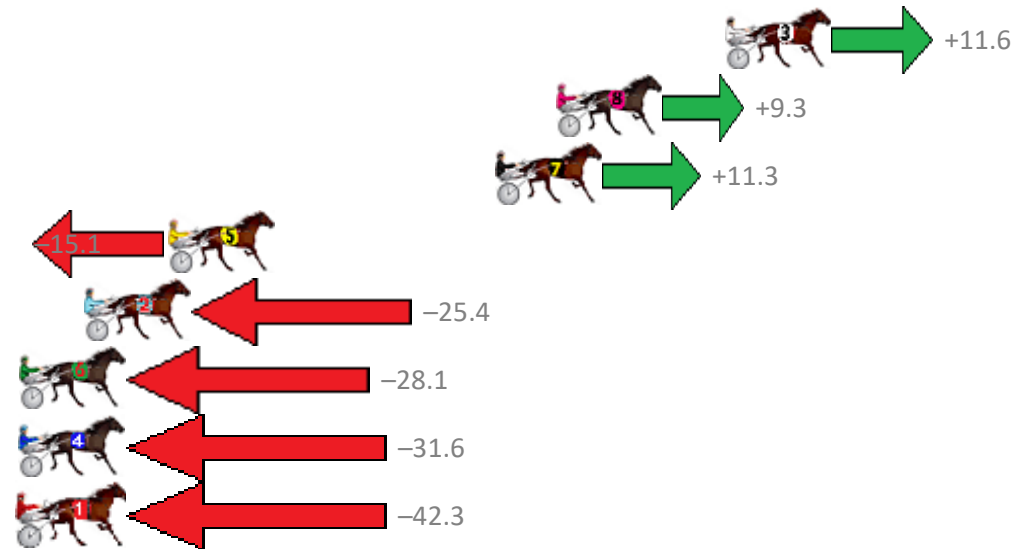
Redcliffe Race 6 Distance 2040m

Wednesday, 20 February 2019

Gross Time: 2:30.90 MileRate: 1:59.10 LeadTime: 31.20s First Qtr: 30.10s Second Qtr: 29.90s Third Qtr: 29.90s Fourth Qtr: 29.80s

NoHorse	Plc	Margin	Time	800Time (W)	400 Time (W)
3 RAFFERTY DELIGHTS	1	0.0m	2:30.90	58.83s (1)	29.43s (1)
8 BETTING BARON	2	6.7m	2:31.40	59.01s (1)	29.49s (2)
7 WAVEDANCER	3	9.1m	2:31.58	58.86s (1)	29.20s (2)
5 RIVERLEIGH WILLIAM	4	22.1m	2:32.55	60.83s (1)	30.37s (1)
2 HILLVIEW JAKE	5	25.4m	2:32.79	61.60s (0)	31.69s (0)
6 ITS ALL GO	6	30.5m	2:33.17	61.80s (1)	31.45s (0)
4 VANTO HANOVER	7	42.0m	2:34.03	62.06s (0)	31.48s (1)
1 CHANG	8	48.3m	2:34.50	62.86s (0)	32.21s (0)

Finish Position and metres gained from 800m



Sectionals
Powered by



PJ Harness Analyser
Master harness racing with the power of sectionals
Owners, Trainers and Punters - Check out what's new at www.pjdata.com.au

The Racing Queensland Board (trading as Racing Queensland) and provider are not responsible for the completeness or accuracy of any of the information contained herein, and makes no representations about its suitability for any purpose.

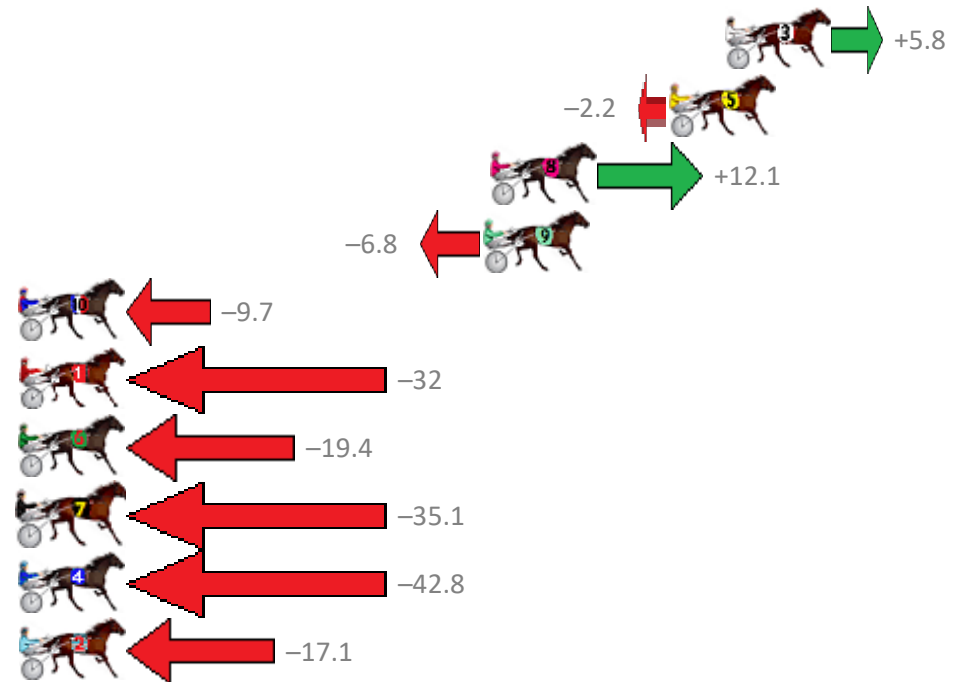
Redcliffe Race 7 Distance 1780m

Wednesday, 20 February 2019

Gross Time: 2:12.40 MileRate: 1:59.70 LeadTime: 11.60s First Qtr: 30.10s Second Qtr: 30.10s Third Qtr: 29.30s Fourth Qtr: 31.30s

No	Horse	Plc	Margin	Time	800Time (W)	400 Time (W)
3	SUBTLE ADVICE	1	0.0m	2:12.40	60.16s (0)	30.92s (0)
5	TASCOTT LADY	2	2.2m	2:12.57	60.77s (0)	31.47s (0)
8	BE ON THE SLY	3	9.3m	2:13.13	59.68s (1)	29.60s (3)
9	TELL THE FUTURE	4	9.6m	2:13.15	61.12s (1)	31.82s (1)
10	SHADOW SON	5	35.7m	2:15.19	61.33s (1)	31.64s (0)
1	MAX IS BACK	6	41.9m	2:15.68	62.97s (0)	32.98s (0)
6	FAMOUS SHOES	7	44.6m	2:15.89	62.07s (0)	32.77s (0)
7	LIGHTHORSE	8	51.1m	2:16.40	63.26s (1)	32.97s (2)
4	DARTESIAN	9	54.2m	2:16.64	63.84s (1)	33.02s (1)
2	GOOD BOY OLIVER	10	82.1m	2:18.82	61.90s (0)	32.56s (0)

Finish Position and metres gained from 800m



Sectionals
Powered by



PJ Harness Analyser
Master harness racing with the power of sectionals
Owners, Trainers and Punters - Check out what's new at www.pjdata.com.au

The Racing Queensland Board (trading as Racing Queensland) and provider are not responsible for the completeness or accuracy of any of the information contained herein, and makes no representations about its suitability for any purpose.

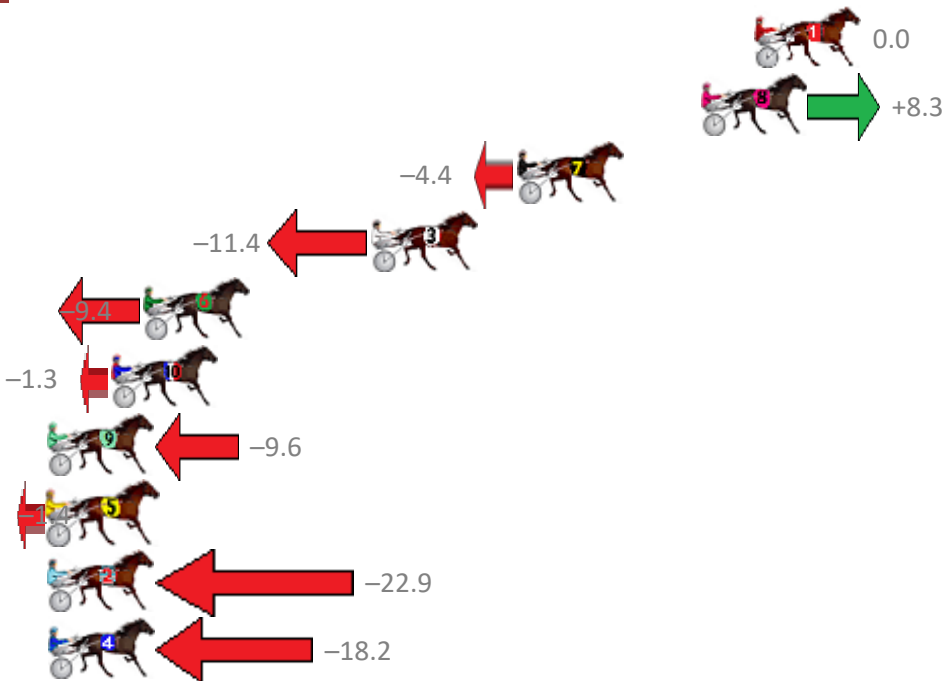
Redcliffe Race 8 Distance 1780m

Wednesday, 20 February 2019

Gross Time: 2:12.80 MileRate: 2:00.10 LeadTime: 11.70s First Qtr: 31.10s Second Qtr: 31.20s Third Qtr: 28.90s Fourth Qtr: 29.90s

No	Horse	Plc	Margin	Time	800Time (W)	400 Time (W)
1	SANTASTIC PRINCESS	1	0.0m	2:12.80	58.80s (0)	29.90s (0)
8	CHEYENNE AUTUMN	2	2.1m	2:12.96	58.19s (0)	29.07s (0)
7	PAQUIN	3	9.4m	2:13.50	59.12s (0)	30.24s (0)
3	IM ISABELLA	4	15.2m	2:13.94	59.64s (1)	30.96s (1)
6	NON PASSARE	5	24.2m	2:14.61	59.49s (1)	30.56s (2)
10	TORQUE TO THE MAX	6	25.5m	2:14.71	58.90s (1)	30.01s (2)
9	AROONA	7	29.6m	2:15.01	59.51s (1)	30.57s (1)
5	ARCHIECANO	8	30.6m	2:15.09	58.90s (1)	30.09s (1)
2	KID CALVERT	9	31.7m	2:15.17	60.48s (1)	31.40s (1)
4	PURE MADNESS	10	42.2m	2:15.95	60.14s (0)	31.65s (0)

Finish Position and metres gained from 800m



Sectionals
Powered by



PJ Harness Analyser
Master harness racing with the power of sectionals
Owners, Trainers and Punters - Check out what's new at www.pjdata.com.au

The Racing Queensland Board (trading as Racing Queensland) and provider are not responsible for the completeness or accuracy of any of the information contained herein, and makes no representations about its suitability for any purpose.

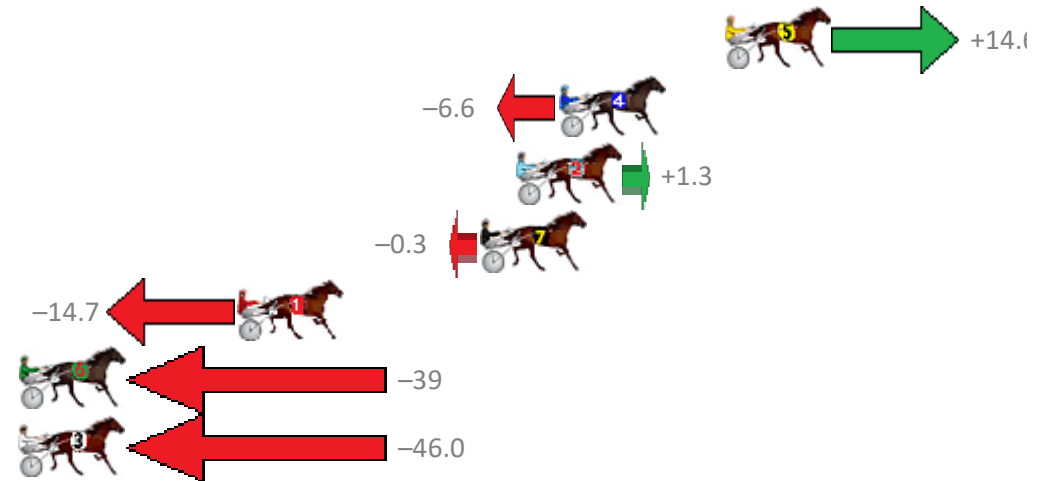
Redcliffe Race 9 Distance 2040m

Wednesday, 20 February 2019

Gross Time: 2:38.30 MileRate: 2:04.80 LeadTime: 31.60s First Qtr: 31.00s Second Qtr: 32.40s Third Qtr: 31.30s Fourth Qtr: 32.00s

NoHorse	Plc	Margin	Time	800Time (W)	400 Time (W)
5 GO AHEAD MAKEMYDA	1	0.0m	2:38.30	62.14s (1)	32.00s (1)
4 HIGH CLOUD LASS	2	6.6m	2:38.83	63.82s (0)	32.34s (0)
2 BOURBONONTHEROCK	3	8.3m	2:38.96	63.20s (1)	30.97s (1)
7 GALAXY HUNTER	4	9.7m	2:39.08	63.32s (0)	31.82s (0)
1 YANKEE DIAMOND	5	19.3m	2:39.84	64.46s (0)	32.97s (0)
6 IMA CALVERT ROSE	6	43.2m	2:41.76	66.34s (1)	33.94s (0)
3 DA POWER BOLT	7	86.0m	2:45.18	66.94s (0)	33.68s (0)

Finish Position and metres gained from 800m



Sectionals
Powered by



PJ Harness Analyser
Master harness racing with the power of sectionals
Owners, Trainers and Punters - Check out what's new at www.pjdata.com.au

The Racing Queensland Board (trading as Racing Queensland) and provider are not responsible for the completeness or accuracy of any of the information contained herein, and makes no representations about its suitability for any purpose.