

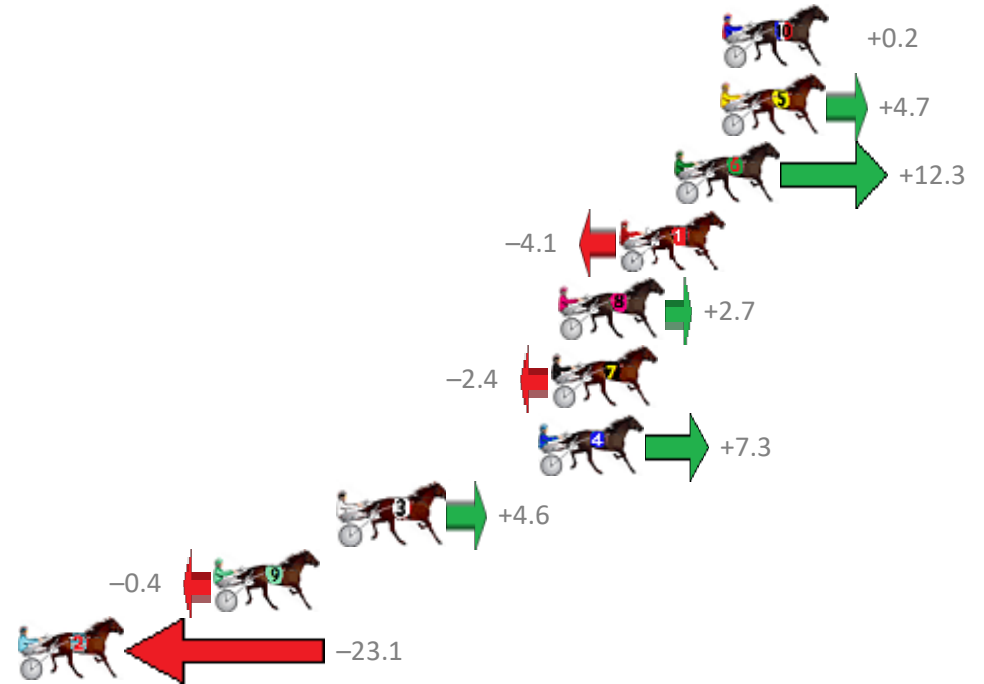
Redcliffe Race 1 Distance 2040m

Wednesday, 27 February 2019

Gross Time: 2:31.70 MileRate: 1:59.70 LeadTime: 30.70s First Qtr: 32.80s Second Qtr: 30.60s Third Qtr: 28.80s Fourth Qtr: 28.80s

No Horse	Plc	Margin	Time	800Time (W)	400 Time (W)
10 NOVENA ROSE	1	0.0m	2:31.70	57.59s (1)	28.67s (1)
5 FEEL THE REIGN	2	0.1m	2:31.71	57.26s (1)	28.33s (1)
6 TAKITIMU EXPRESS	3	1.9m	2:31.84	56.71s (0)	27.86s (1)
1 SPLASH OF GOLD	4	4.1m	2:32.00	57.90s (0)	29.10s (0)
8 GETOUTNWALK	5	6.5m	2:32.17	57.41s (0)	28.49s (0)
7 GOODTIME STRIDE	6	6.8m	2:32.19	57.77s (0)	28.87s (0)
4 FORTES IN FIDE	7	7.3m	2:32.23	57.07s (1)	28.19s (2)
3 JACKS GAMBIT	8	15.2m	2:32.79	57.27s (0)	28.40s (1)
9 TOOK YOUR TIME	9	20.2m	2:33.15	57.63s (1)	28.70s (2)
2 DONNY JONES	10	32.5m	2:34.04	59.26s (1)	30.33s (2)

Finish Position and metres gained from 800m



Sectionals
Powered by



PJ Harness Analyser
Master harness racing with the power of sectionals
Owners, Trainers and Punters - Check out what's new at www.pjdata.com.au

The Racing Queensland Board (trading as Racing Queensland) and provider are not responsible for the completeness or accuracy of any of the information contained herein, and makes no representations about its suitability for any purpose.

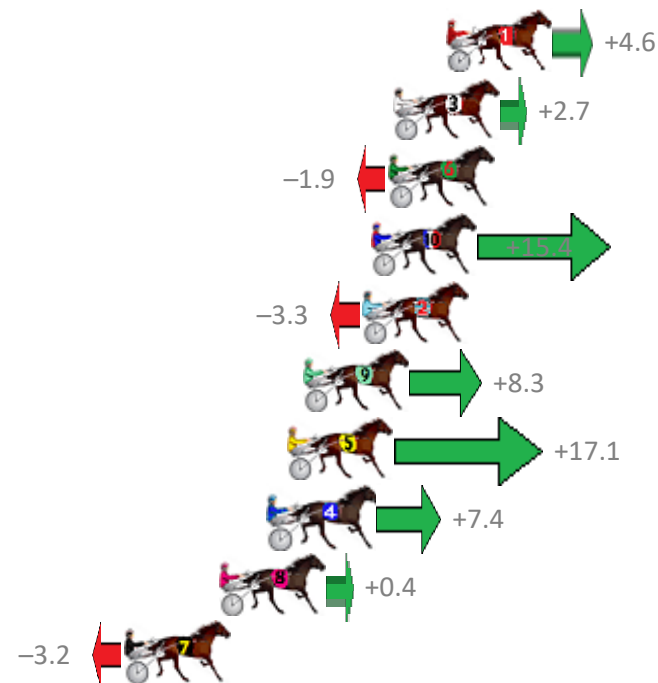
Redcliffe Race 2 Distance 2040m

Wednesday, 27 February 2019

Gross Time: 2:32.10 MileRate: 2:00.00 LeadTime: 31.00s First Qtr: 31.10s Second Qtr: 30.90s Third Qtr: 29.20s Fourth Qtr: 29.90s

No Horse	Plc	Margin	Time	800Time (W)	400 Time (W)
1 OHOKA COOPER	1	0.0m	2:32.10	58.76s (0)	29.53s (0)
3 VANTO HANOVER	2	2.1m	2:32.26	58.90s (1)	29.71s (1)
6 BETTOR ATOM	3	2.3m	2:32.27	59.24s (1)	30.07s (1)
10 TRAIN WRECK	4	3.0m	2:32.32	57.96s (1)	29.09s (2)
2 LOVELY MOTH	5	3.3m	2:32.35	59.34s (0)	30.12s (0)
9 SONNY ORLANDO	6	5.7m	2:32.53	58.49s (1)	29.43s (1)
5 SPONDOOLEY	7	6.3m	2:32.57	57.84s (1)	28.95s (2)
4 FRANKS FORTUNE	8	7.0m	2:32.62	58.55s (0)	29.32s (0)
8 ROCKNROLL PROMISE	9	9.0m	2:32.77	59.07s (1)	29.93s (2)
7 TRENTLEIGH	10	12.8m	2:33.06	59.34s (0)	30.08s (0)

Finish Position and metres gained from 800m



Sectionals
Powered by



PJ Harness Analyser
Master harness racing with the power of sectionals
Owners, Trainers and Punters - Check out what's new at www.pjdata.com.au

The Racing Queensland Board (trading as Racing Queensland) and provider are not responsible for the completeness or accuracy of any of the information contained herein, and makes no representations about its suitability for any purpose.

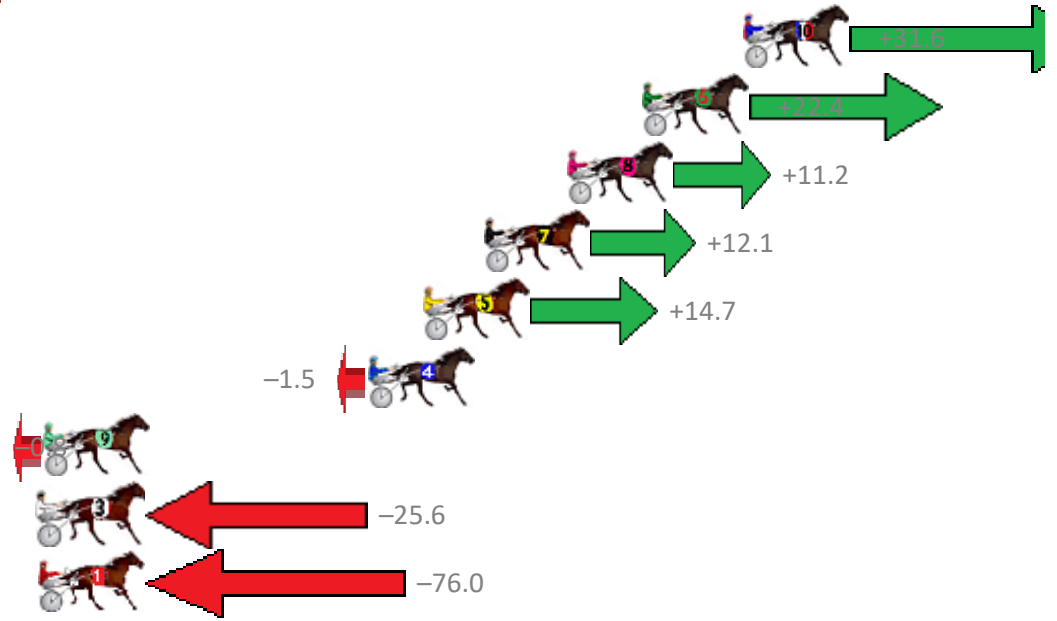
Redcliffe Race 3 Distance 1780m

Wednesday, 27 February 2019

Gross Time: 2:13.00 MileRate: 2:00.20 LeadTime: 11.40s First Qtr: 30.30s Second Qtr: 30.80s Third Qtr: 30.50s Fourth Qtr: 30.00s

No Horse	Plc	Margin	Time	800Time (W)	400 Time (W)
10 MACH TORQUE	1	0.0m	2:13.00	58.11s (2)	29.19s (2)
6 NIGHT NINJA	2	4.0m	2:13.30	58.81s (2)	29.83s (2)
8 RAINBOW ATOMIC	3	7.0m	2:13.52	59.65s (1)	30.41s (2)
7 ENARMoured	4	10.3m	2:13.77	59.58s (1)	30.08s (1)
5 MAYWYN TOUGH	5	12.7m	2:13.95	59.39s (0)	30.37s (0)
4 CHUMP CHOP	6	14.9m	2:14.12	60.61s (1)	30.77s (1)
9 KIWI SOLDIER	7	27.8m	2:15.09	60.56s (1)	31.13s (0)
3 BARBOO	8	34.0m	2:15.55	62.44s (1)	32.55s (1)
1 SISTER FEELGOOD	9	76.0m	2:18.70	66.25s (0)	35.43s (0)

Finish Position and metres gained from 800m



Sectionals
Powered by



PJ Harness Analyser
Master harness racing with the power of sectionals
Owners, Trainers and Punters - Check out what's new at www.pjdata.com.au

The Racing Queensland Board (trading as Racing Queensland) and provider are not responsible for the completeness or accuracy of any of the information contained herein, and makes no representations about its suitability for any purpose.

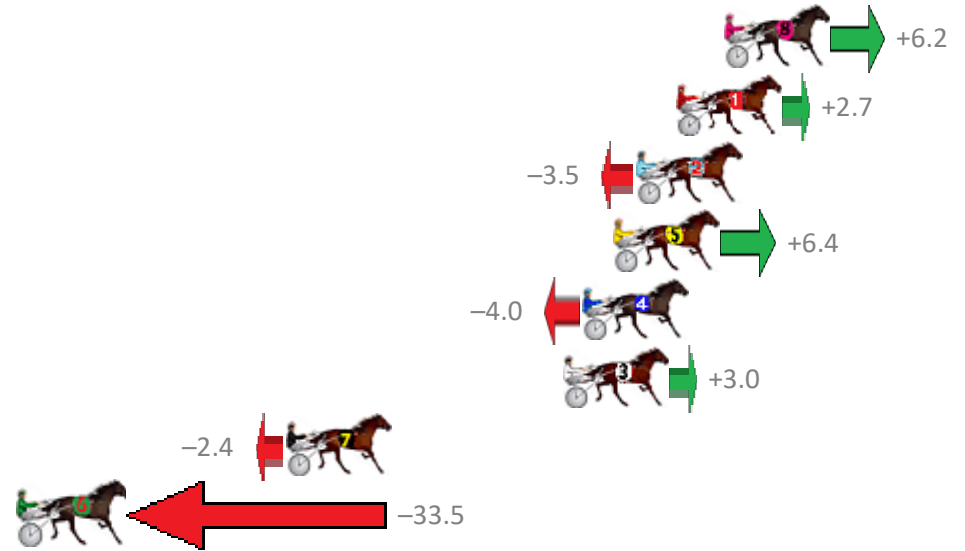
Redcliffe Race 4 Distance 1780m

Wednesday, 27 February 2019

Gross Time: 2:14.20 MileRate: 2:01.30 LeadTime: 11.60s First Qtr: 31.20s Second Qtr: 31.50s Third Qtr: 30.10s Fourth Qtr: 29.80s

No Horse	Plc	Margin	Time	800Time (W)	400 Time (W)
8 MOLLY MONTANA	1	0.0m	2:14.20	59.44s (1)	29.40s (1)
1 LA PISTOLA	2	1.9m	2:14.34	59.70s (0)	29.55s (0)
2 POINT OH FIVE	3	3.5m	2:14.46	60.16s (0)	30.06s (0)
5 TACTFILLY MAGIC	4	4.4m	2:14.53	59.42s (1)	29.35s (1)
4 SHIMANSHYNE	5	5.6m	2:14.62	60.20s (1)	30.17s (1)
3 RUM AND SCHOTZ	6	6.4m	2:14.68	59.68s (0)	29.49s (0)
7 ZARAS ALL SMILES	7	17.4m	2:15.50	60.08s (0)	29.61s (0)
6 SURFER JOE	8	48.9m	2:17.84	62.41s (1)	31.86s (1)

Finish Position and metres gained from 800m



Sectionals
Powered by



PJ Harness Analyser
Master harness racing with the power of sectionals
Owners, Trainers and Punters - Check out what's new at www.pjdata.com.au

The Racing Queensland Board (trading as Racing Queensland) and provider are not responsible for the completeness or accuracy of any of the information contained herein, and makes no representations about its suitability for any purpose.

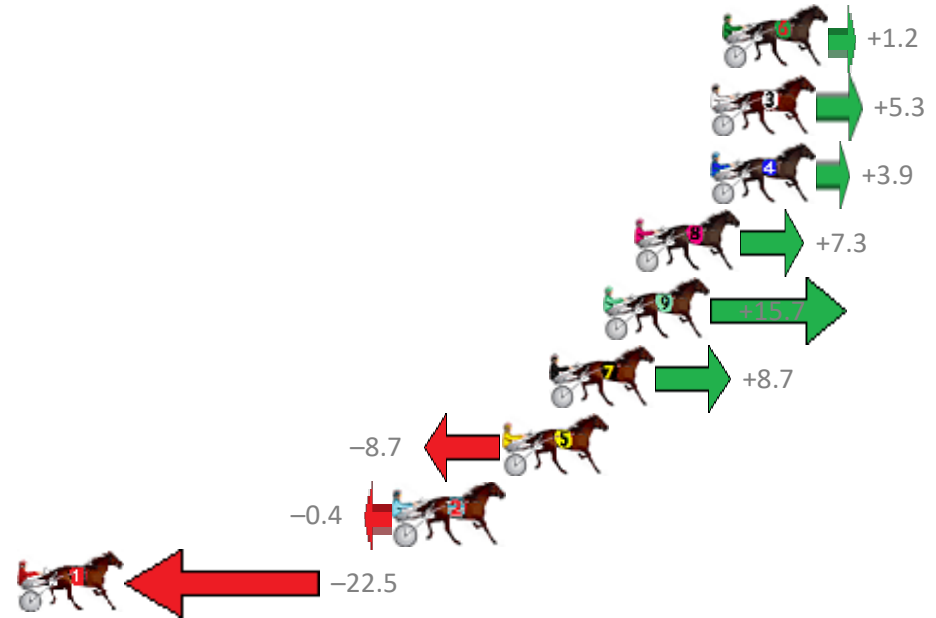
Redcliffe Race 5 Distance 1780m

Wednesday, 27 February 2019

Gross Time: 2:12.00 MileRate: 1:59.30 LeadTime: 11.40s First Qtr: 29.60s Second Qtr: 30.50s Third Qtr: 29.70s Fourth Qtr: 30.80s

No Horse	Plc	Margin	Time	800Time (W)	400 Time (W)
6 DONT BE JEALOUS	1	0.0m	2:12.00	60.41s (1)	30.74s (1)
3 BERTILS DELIGHT	2	0.5m	2:12.04	60.10s (1)	30.53s (2)
4 FALCON VISTA	3	0.5m	2:12.04	60.21s (0)	30.50s (0)
8 WRITEABOUTCHELSEA	4	3.5m	2:12.27	59.95s (1)	30.61s (3)
9 TAFFY BOY	5	4.7m	2:12.36	59.31s (1)	29.85s (1)
7 ROYAL TAZ	6	6.9m	2:12.53	59.84s (1)	30.45s (2)
5 FLASHING GOOD TIME	7	8.7m	2:12.67	61.16s (0)	31.47s (0)
2 CHEYENNE AUTUMN	8	13.0m	2:13.00	60.53s (0)	31.14s (0)
1 MYLUCKYLIFE	9	41.3m	2:15.18	62.20s (0)	32.42s (0)

Finish Position and metres gained from 800m



Sectionals
Powered by



PJ Harness Analyser
Master harness racing with the power of sectionals
Owners, Trainers and Punters - Check out what's new at www.pjdata.com.au

The Racing Queensland Board (trading as Racing Queensland) and provider are not responsible for the completeness or accuracy of any of the information contained herein, and makes no representations about its suitability for any purpose.

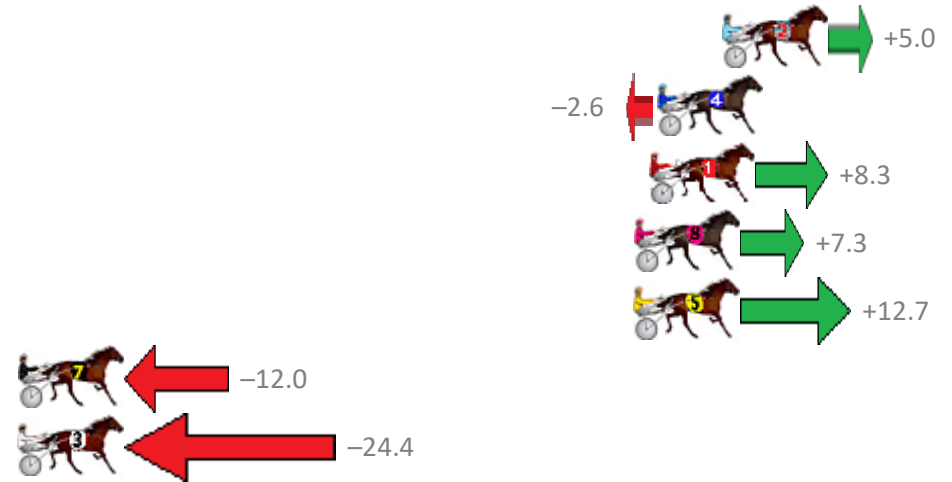
Redcliffe Race 6 Distance 1780m

Wednesday, 27 February 2019

Gross Time: 2:13.30 MileRate: 2:00.50 LeadTime: 11.40s First Qtr: 31.00s Second Qtr: 30.60s Third Qtr: 29.60s Fourth Qtr: 30.70s

No Horse	Plc	Margin	Time	800Time (W)	400 Time (W)
2 MY ULTIMATE MAJOR	1	0.0m	2:13.30	59.92s (0)	30.29s (0)
4 ROLL ONA RAINBOW	2	2.6m	2:13.50	60.50s (0)	30.90s (0)
1 VIC HUNTER	3	2.9m	2:13.52	59.67s (0)	30.09s (0)
8 MAKINMEFEELGOOD	4	3.5m	2:13.57	59.75s (1)	30.14s (1)
5 OVERTHEMOON	5	3.5m	2:13.57	59.34s (1)	29.82s (1)
7 MISTER FAHRENHEIT	6	29.0m	2:15.53	61.20s (0)	30.90s (0)
3 OUR DOUG	7	30.0m	2:15.60	62.14s (1)	32.50s (1)

Finish Position and metres gained from 800m



Sectionals
Powered by



PJ Harness Analyser
Master harness racing with the power of sectionals
Owners, Trainers and Punters - Check out what's new at www.pjdata.com.au

The Racing Queensland Board (trading as Racing Queensland) and provider are not responsible for the completeness or accuracy of any of the information contained herein, and makes no representations about its suitability for any purpose.

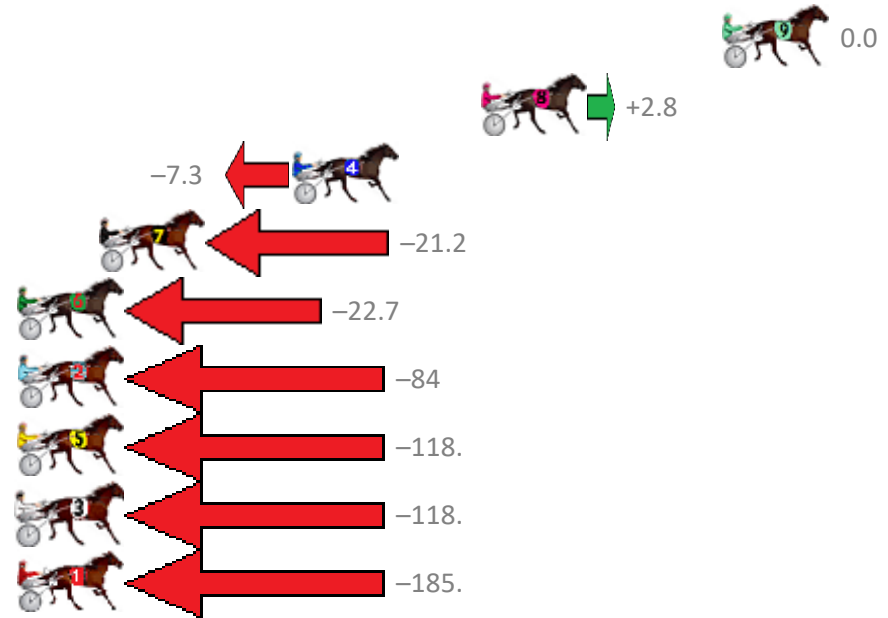
Redcliffe Race 7 Distance 2280m

Wednesday, 27 February 2019

Gross Time: 3:00.60 MileRate: 2:04.70 LeadTime: 57.20s First Qtr: 31.20s Second Qtr: 30.20s Third Qtr: 30.40s Fourth Qtr: 31.60s

No Horse	Plc	Margin	Time	800Time (W)	400 Time (W)
9 SPIRIT WALKER	1	0.0m	3:00.60	62.00s (0)	31.60s (0)
8 NORAHS FLING	2	9.6m	3:01.36	61.78s (1)	31.54s (1)
4 HIGH CLOUD LASS	3	17.1m	3:01.95	62.57s (0)	31.64s (1)
7 GO AHEAD MAKEMYDA	4	24.8m	3:02.56	63.64s (1)	33.05s (0)
6 BOURBONONTHEROCK	5	49.1m	3:04.48	63.76s (0)	32.94s (0)
2 YANKEE DIAMOND	6	88.3m	3:07.58	68.47s (0)	37.36s (0)
5 MY PRECIOUS YANKEE	7	178.3m	3:14.69	71.17s (0)	34.63s (0)
3 IMA CALVERT ROSE	8	268.5m	3:21.81	71.18s (0)	33.85s (0)
1 GARLAND GREENE	9	365.8m	3:29.50	76.40s (0)	36.80s (0)

Finish Position and metres gained from 800m



Sectionals
Powered by



PJ Harness Analyser
Master harness racing with the power of sectionals
Owners, Trainers and Punters - Check out what's new at www.pjdata.com.au

The Racing Queensland Board (trading as Racing Queensland) and provider are not responsible for the completeness or accuracy of any of the information contained herein, and makes no representations about its suitability for any purpose.


Redcliffe Race 8 Distance 1780m

Wednesday, 27 February 2019

Gross Time: 2:11.60 MileRate: 1:58.90 LeadTime: 11.50s First Qtr: 29.80s Second Qtr: 31.00s Third Qtr: 29.80s Fourth Qtr: 29.50s

No Horse	Plc	Margin	Time	800Time (W)	400 Time (W)
2 UNDERTHEKILT	1	0.0m	2:11.60	59.30s (0)	29.50s (0)
8 RADAR HILL	2	5.3m	2:11.99	58.36s (1)	28.27s (2)
5 TELL THE FUTURE	3	17.6m	2:12.90	60.44s (1)	30.36s (1)
4 OSCARS GLORY	4	21.2m	2:13.16	60.32s (1)	30.22s (1)
6 HOLDINGNO CURRENCY	5	27.3m	2:13.61	60.09s (0)	29.63s (1)
3 DARTESIAN	6	31.8m	2:13.95	60.68s (1)	30.58s (1)
7 MAX IS BACK	7	47.6m	2:15.11	61.95s (0)	31.45s (0)
1 ARCHIECANO	8	59.1m	2:15.96	63.13s (0)	32.60s (0)

Finish Position and metres gained from 800m



Sectionals
Powered by



PJ Harness Analyser
Master harness racing with the power of sectionals
Owners, Trainers and Punters - Check out what's new at www.pjdata.com.au

The Racing Queensland Board (trading as Racing Queensland) and provider are not responsible for the completeness or accuracy of any of the information contained herein, and makes no representations about its suitability for any purpose.

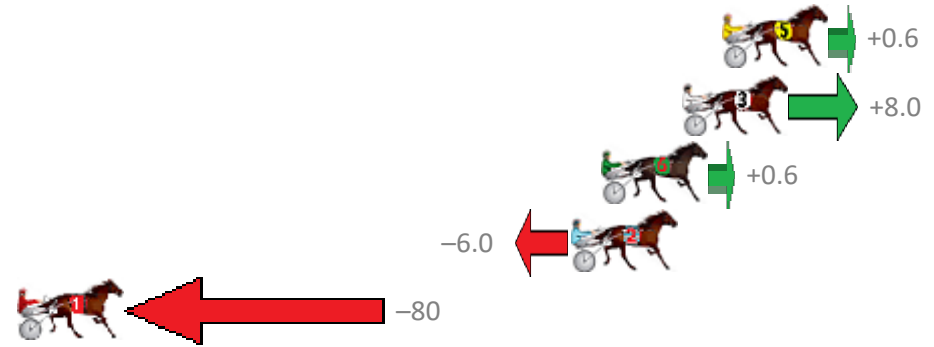
Redcliffe Race 9 Distance 1780m

Wednesday, 27 February 2019

Gross Time: 2:11.30 MileRate: 1:58.70 LeadTime: 11.10s First Qtr: 31.70s Second Qtr: 30.70s Third Qtr: 28.20s Fourth Qtr: 29.60s

No Horse	Plc	Margin	Time	800Time (W)	400 Time (W)
5 GOLDEN YEAR	1	0.0m	2:11.30	57.76s (1)	29.57s (1)
3 JUSTA DALE	2	1.6m	2:11.42	57.22s (0)	29.07s (1)
6 CIRCLE LINE	3	4.8m	2:11.66	57.76s (1)	29.57s (0)
2 GAME WE PLAY	4	6.0m	2:11.74	58.23s (0)	30.04s (0)
1 SURFACE TO AIR	5	84.5m	2:17.55	63.56s (0)	35.08s (0)

Finish Position and metres gained from 800m



Sectionals
Powered by



PJ Harness Analyser
Master harness racing with the power of sectionals
Owners, Trainers and Punters - Check out what's new at www.pjdata.com.au

The Racing Queensland Board (trading as Racing Queensland) and provider are not responsible for the completeness or accuracy of any of the information contained herein, and makes no representations about its suitability for any purpose.