

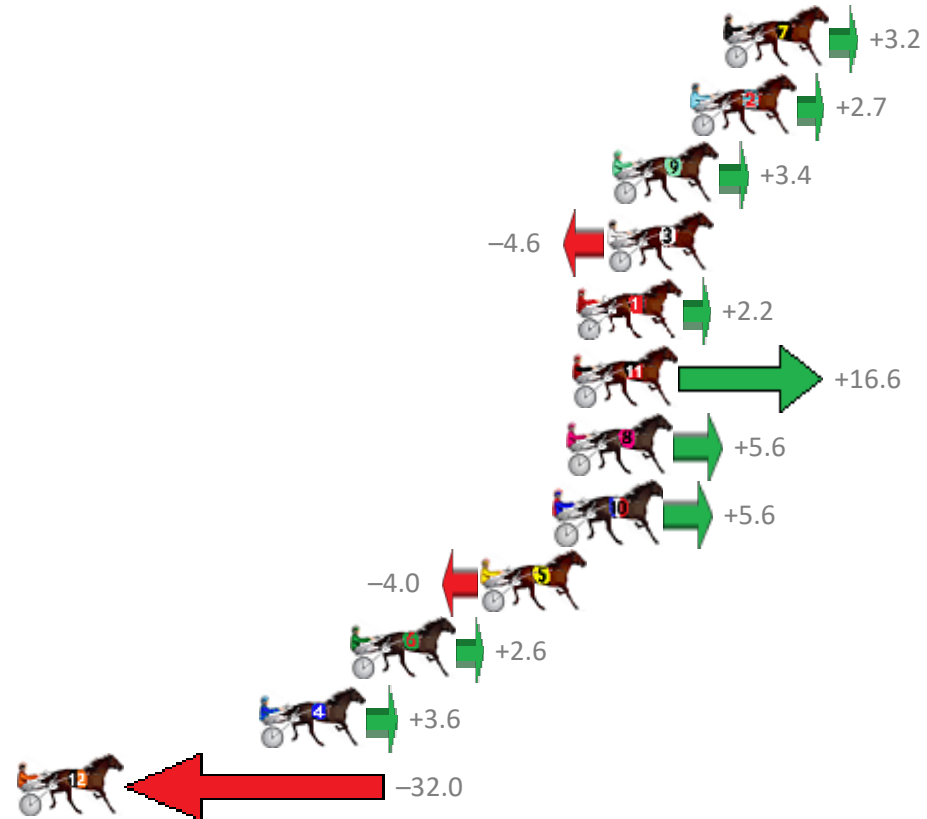
Albion Park Race 1 Distance 1660m

Saturday, 27 July 2019

Gross Time: 1:57.40 MileRate: 1:53.80 LeadTime: 3.40s First Qtr: 27.10s Second Qtr: 29.50s Third Qtr: 28.80s Fourth Qtr: 28.60s

NoHorse	Plc	Margin	Time	800Time (W)	400 Time (W)
7 TENNYSON BROMAC	1	0.0m	1:57.40	57.17s (1)	28.54s (1)
2 WEEDONS EXPRESS	2	1.3m	1:57.49	57.21s (0)	28.41s (0)
9 SPEEDIE MCARDLE	3	4.4m	1:57.71	57.16s (1)	28.54s (1)
3 MACHIN OUT	4	4.6m	1:57.73	57.73s (0)	28.93s (0)
1 LANCELOT BROMAC	5	5.8m	1:57.81	57.24s (0)	28.43s (0)
11 ROYAL LINCOLN	6	6.0m	1:57.83	56.21s (1)	28.06s (2)
8 NO CONFESSION	7	6.2m	1:57.84	57.00s (0)	28.19s (0)
10 KARINYA MULLY	8	6.6m	1:57.87	57.00s (1)	28.39s (1)
5 BRADS LUCK	9	9.6m	1:58.09	57.69s (2)	28.97s (2)
6 IM NORMA JEAN	10	14.8m	1:58.46	57.21s (0)	28.47s (1)
4 EARL JUJON	11	18.4m	1:58.72	57.14s (0)	28.41s (0)
12 THE ANNOUNCER	12	57.6m	2:01.52	59.70s (2)	31.25s (1)

Finish Position and metres gained from 800m



Sectionals
Powered by



PJ Harness Analyser
Master harness racing with the power of sectionals
Owners, Trainers and Punters - Check out what's new at www.pjdata.com.au

The Racing Queensland Board (trading as Racing Queensland) and provider are not responsible for the completeness or accuracy of any of the information contained herein, and makes no representations about its suitability for any purpose.

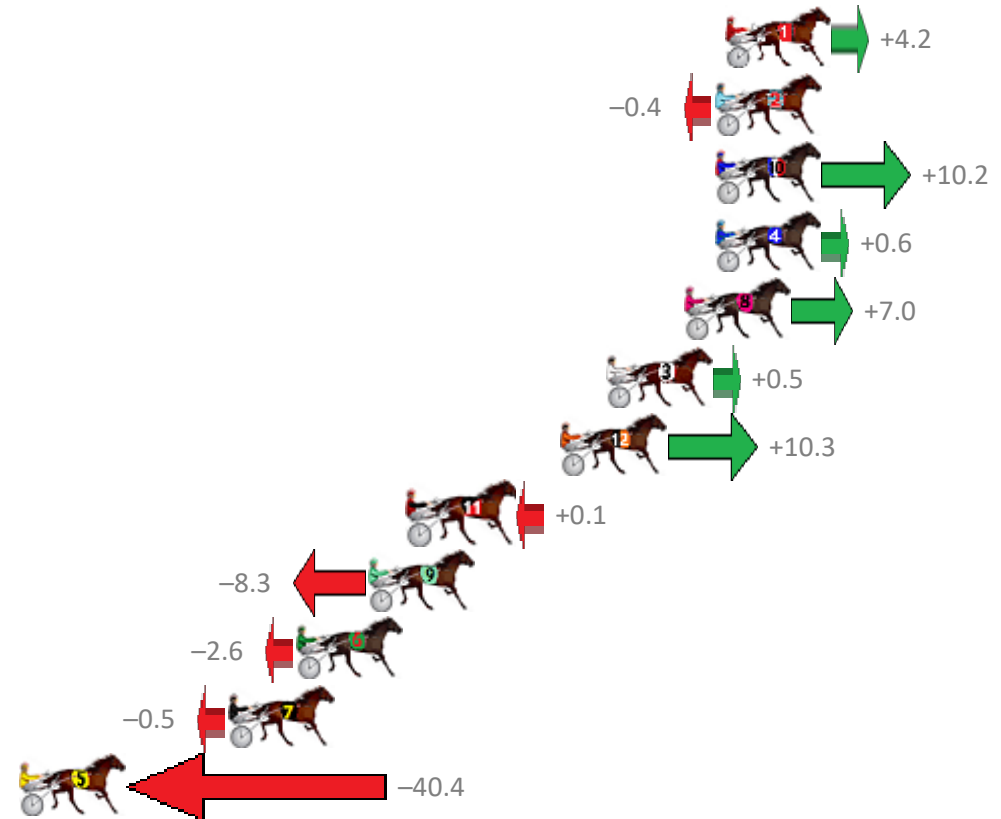
Albion Park Race 2 Distance 2138m

Saturday, 27 July 2019

Gross Time: 2:34.20 MileRate: 1:56.10 LeadTime: 36.00s First Qtr: 31.10s Second Qtr: 31.20s Third Qtr: 27.60s Fourth Qtr: 28.30s

NoHorse	Plc	Margin	Time	800Time (W)	400 Time (W)
1 OUR BONDI BEACH	1	0.0m	2:34.20	55.61s (0)	27.99s (0)
2 MAYWYNS COURAGE	2	0.4m	2:34.23	55.93s (0)	28.33s (0)
10 LETS KATCHMEIFUCAN	3	0.4m	2:34.23	55.19s (2)	27.41s (2)
4 BEE GEES BANDIT	4	0.4m	2:34.23	55.86s (1)	28.20s (1)
8 THATSWHATISAID	5	1.6m	2:34.31	55.41s (0)	27.76s (0)
3 MORTENSON	6	4.7m	2:34.53	55.87s (1)	28.18s (1)
12 ALWAYS IN COMMAND	7	6.5m	2:34.66	55.18s (0)	27.80s (0)
11 THE GOLDEN CROSS	8	12.5m	2:35.08	55.89s (1)	28.31s (1)
9 BRADNESS ELDEFUEGO	9	14.1m	2:35.20	56.48s (2)	28.67s (2)
6 CC JONES	10	17.0m	2:35.40	56.08s (2)	28.26s (2)
7 COREY WILLIAM	11	19.7m	2:35.59	55.93s (1)	28.46s (1)
5 GOODTIME SLATER	12	63.2m	2:38.67	58.72s (0)	30.72s (0)

Finish Position and metres gained from 800m



Sectionals
Powered by



PJ Harness Analyser
Master harness racing with the power of sectionals
Owners, Trainers and Punters - Check out what's new at www.pjdata.com.au

The Racing Queensland Board (trading as Racing Queensland) and provider are not responsible for the completeness or accuracy of any of the information contained herein, and makes no representations about its suitability for any purpose.

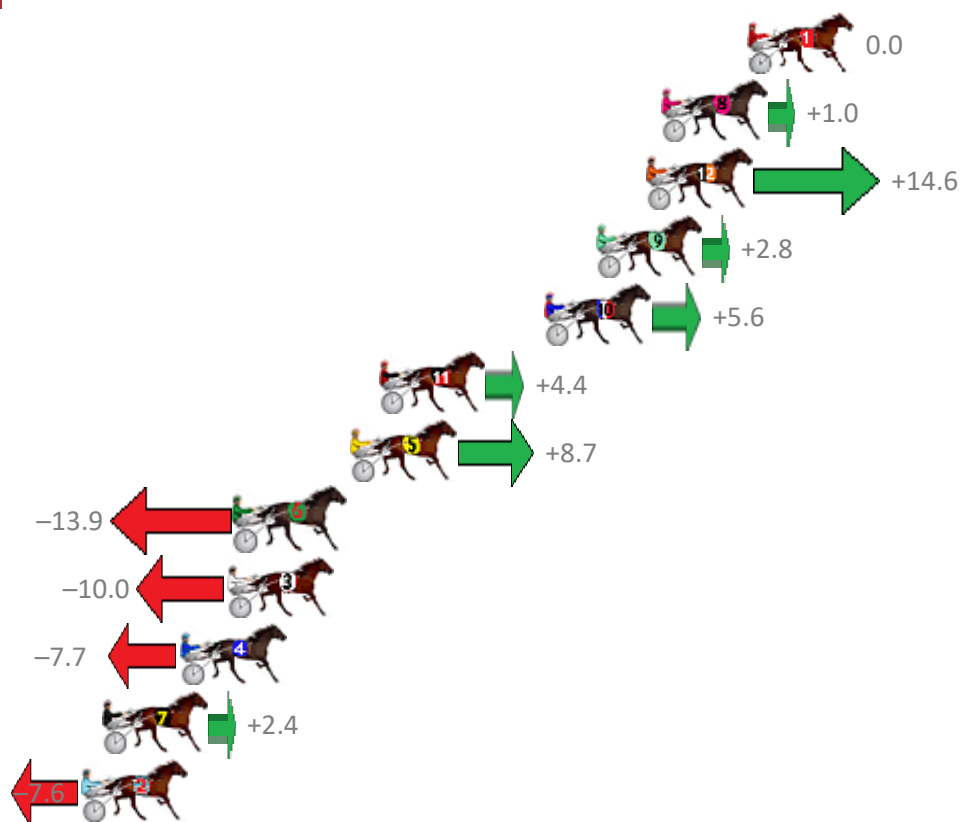
Albion Park Race 3 Distance 1660m

Saturday, 27 July 2019

Gross Time: 1:57.00 MileRate: 1:53.40 LeadTime: 3.30s First Qtr: 27.40s Second Qtr: 30.90s Third Qtr: 28.10s Fourth Qtr: 27.30s

NoHorse	Plc	Margin	Time	800Time (W)	400 Time (W)
1 MAFUTA VAUTIN	1	0.0m	1:57.00	55.40s (0)	27.30s (0)
8 CHAPTER ONE	2	3.4m	1:57.23	55.33s (0)	27.20s (0)
12 TOM ME GUN	3	4.0m	1:57.27	54.39s (2)	27.22s (2)
9 WHISKEY BLAZE	4	6.0m	1:57.41	55.21s (0)	27.04s (0)
10 KETUT	5	8.0m	1:57.55	55.01s (0)	26.84s (0)
11 SCOOB OPERATOR	6	14.6m	1:58.00	55.10s (0)	26.96s (1)
5 FIOKI	7	15.7m	1:58.07	54.80s (1)	27.70s (2)
6 GOTTA GOOD REASON	8	20.3m	1:58.39	56.36s (1)	28.25s (1)
3 UNASSUMING CHAMP	9	20.6m	1:58.41	56.09s (1)	27.98s (1)
4 ILLAWONG DREAMTIM	10	22.5m	1:58.54	55.93s (1)	27.88s (2)
7 ZAC MAC	11	25.6m	1:58.75	55.23s (0)	27.42s (1)
2 TOP TRIO	12	26.4m	1:58.80	55.93s (1)	27.86s (2)

Finish Position and metres gained from 800m



Sectionals
Powered by



PJ Harness Analyser
Master harness racing with the power of sectionals
Owners, Trainers and Punters - Check out what's new at www.pjdata.com.au

The Racing Queensland Board (trading as Racing Queensland) and provider are not responsible for the completeness or accuracy of any of the information contained herein, and makes no representations about its suitability for any purpose.

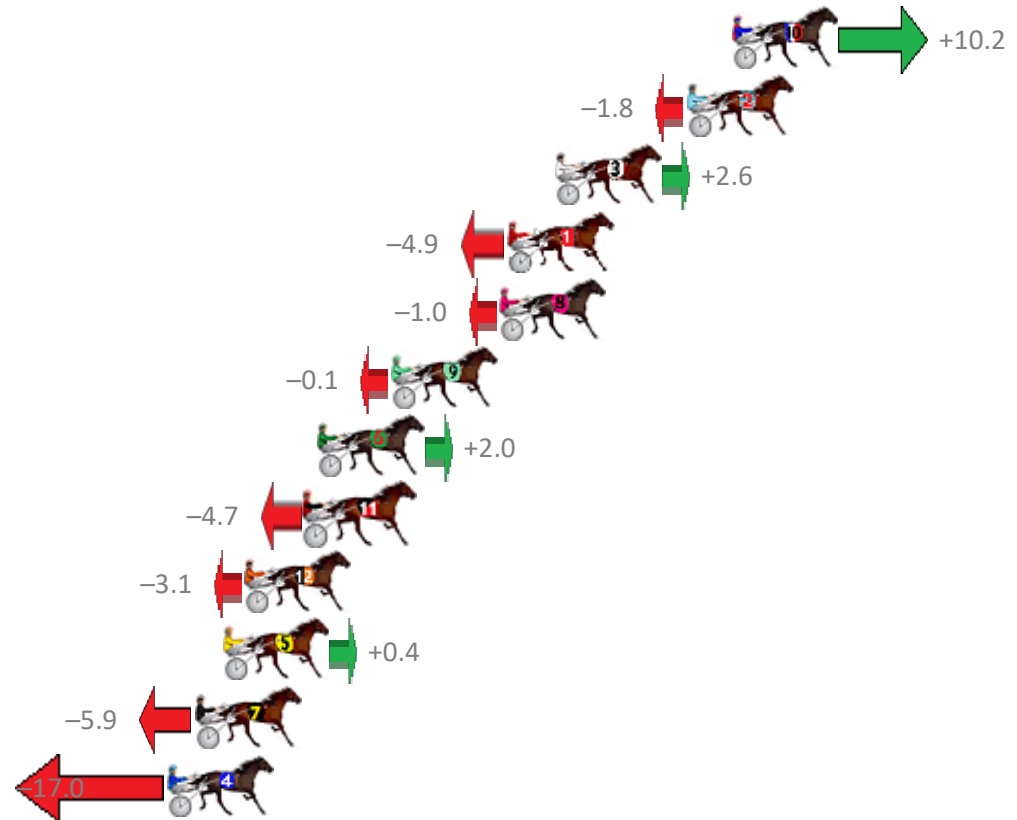
Albion Park Race 4 Distance 1660m

Saturday, 27 July 2019

Gross Time: 1:58.70 MileRate: 1:55.10 LeadTime: 3.40s First Qtr: 28.20s Second Qtr: 32.00s Third Qtr: 27.30s Fourth Qtr: 27.80s

NoHorse	Plc	Margin	Time	800Time (W)	400 Time (W)
10 ROYAL STORY	1	0.0m	1:58.70	54.40s (2)	27.80s (2)
2 MELANNA BEACH	2	1.8m	1:58.83	55.22s (0)	27.91s (0)
3 PAY ME INTEREST	3	7.0m	1:59.19	54.92s (1)	27.91s (1)
1 ASHI JETSUN	4	8.9m	1:59.32	55.44s (0)	28.02s (0)
8 ARCACHON	5	9.2m	1:59.34	55.17s (0)	27.73s (0)
9 INVITE ONLY	6	13.5m	1:59.64	55.11s (1)	27.64s (1)
6 STEVIE DEE	7	16.4m	1:59.84	54.96s (1)	27.70s (2)
11 BURNING AMBITION	8	16.9m	1:59.87	55.42s (0)	27.90s (0)
12 FLORIST	9	19.3m	2:00.04	55.31s (0)	27.77s (0)
5 TASSINI	10	20.2m	2:00.10	55.07s (0)	27.74s (1)
7 BONNIE JUJON	11	21.3m	2:00.18	55.51s (2)	28.35s (2)
4 HOWS THE MEMORY	12	22.4m	2:00.26	56.27s (1)	29.30s (1)

Finish Position and metres gained from 800m



Sectionals
Powered by



PJ Harness Analyser
Master harness racing with the power of sectionals
Owners, Trainers and Punters - Check out what's new at www.pjdata.com.au

The Racing Queensland Board (trading as Racing Queensland) and provider are not responsible for the completeness or accuracy of any of the information contained herein, and makes no representations about its suitability for any purpose.


Albion Park Race 5 Distance 2138m

Saturday, 27 July 2019

Gross Time: 2:34.80 MileRate: 1:56.50 LeadTime: 35.50s First Qtr: 30.20s Second Qtr: 30.70s Third Qtr: 28.60s Fourth Qtr: 29.80s

NoHorse	Plc	Margin	Time	800Time (W)	400 Time (W)
7 WEE JIMMY	1	0.0m	2:34.80	57.25s (2)	28.82s (3)
4 HAVANA MOON	2	2.0m	2:34.95	58.39s (1)	29.95s (0)
12 COAST WARNING	3	15.4m	2:35.95	58.33s (1)	29.58s (3)
1 MISTER DIAMOND	4	17.3m	2:36.09	59.30s (0)	30.05s (1)
9 SONNY ORLANDO	5	21.7m	2:36.42	59.47s (1)	30.84s (1)
8 MISTERRIODEJANEIRO	6	23.6m	2:36.56	59.42s (0)	30.31s (0)
5 UNDERTHEKILT	7	25.5m	2:36.70	59.46s (2)	31.00s (2)
6 LIVING GRAND	8	27.8m	2:36.87	58.91s (2)	30.05s (2)
3 PASS THE SPEIGHTS	9	29.4m	2:36.99	60.55s (0)	31.14s (0)
10 VADER	10	30.2m	2:37.05	59.57s (0)	30.37s (1)
11 WILLBE DOC	11	36.0m	2:37.48	59.58s (0)	30.60s (0)
2 MISSINMEMATE	12	54.9m	2:38.89	61.60s (1)	32.44s (2)

Finish Position and metres gained from 800m



Sectionals
Powered by



PJ Harness Analyser
Master harness racing with the power of sectionals
Owners, Trainers and Punters - Check out what's new at www.pjdata.com.au

The Racing Queensland Board (trading as Racing Queensland) and provider are not responsible for the completeness or accuracy of any of the information contained herein, and makes no representations about its suitability for any purpose.

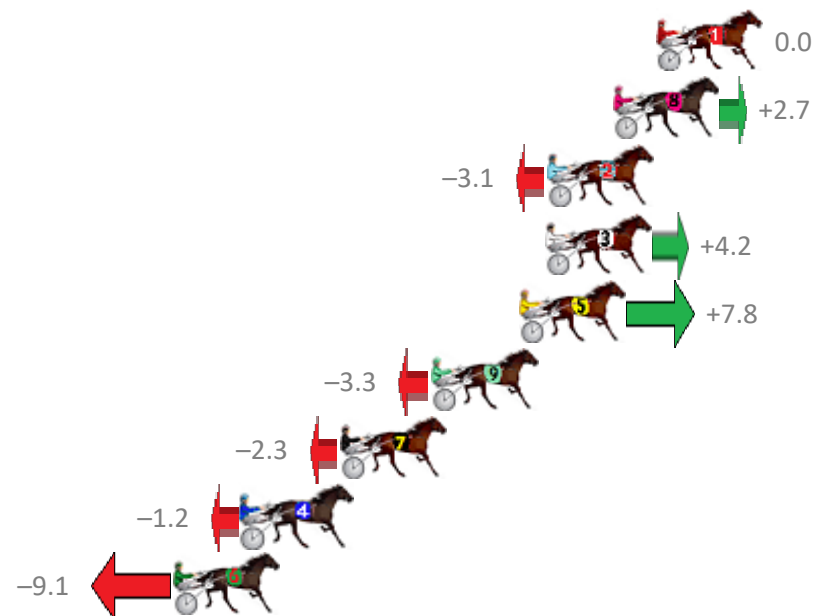
Albion Park Race 6 Distance 1660m

Saturday, 27 July 2019

Gross Time: 1:57.80 MileRate: 1:54.20 LeadTime: 3.30s First Qtr: 29.30s Second Qtr: 31.00s Third Qtr: 27.40s Fourth Qtr: 26.80s

NoHorse	Plc	Margin	Time	800Time (W)	400 Time (W)
1 MACH ALERT	1	0.0m	1:57.80	54.20s (0)	26.80s (0)
8 ALLELUIA	2	1.7m	1:57.91	54.02s (0)	26.55s (0)
2 ELENIARK	3	4.3m	1:58.09	54.41s (1)	27.03s (1)
3 HUGHIE GREEN	4	4.4m	1:58.09	53.92s (0)	26.42s (0)
5 MAJOR CAM	5	5.4m	1:58.16	53.67s (0)	26.18s (0)
9 BODHI TREE	6	8.9m	1:58.40	54.42s (1)	27.05s (1)
7 EFFFRONTE	7	12.5m	1:58.64	54.36s (1)	26.98s (1)
4 SMOOTH SHOWGIRL	8	16.4m	1:58.90	54.28s (1)	27.26s (2)
6 HOLY CAMP CLIVE	9	19.1m	1:59.08	54.82s (2)	27.74s (2)

Finish Position and metres gained from 800m



Sectionals
Powered by



PJ Harness Analyser
Master harness racing with the power of sectionals
Owners, Trainers and Punters - Check out what's new at www.pjdata.com.au

The Racing Queensland Board (trading as Racing Queensland) and provider are not responsible for the completeness or accuracy of any of the information contained herein, and makes no representations about its suitability for any purpose.

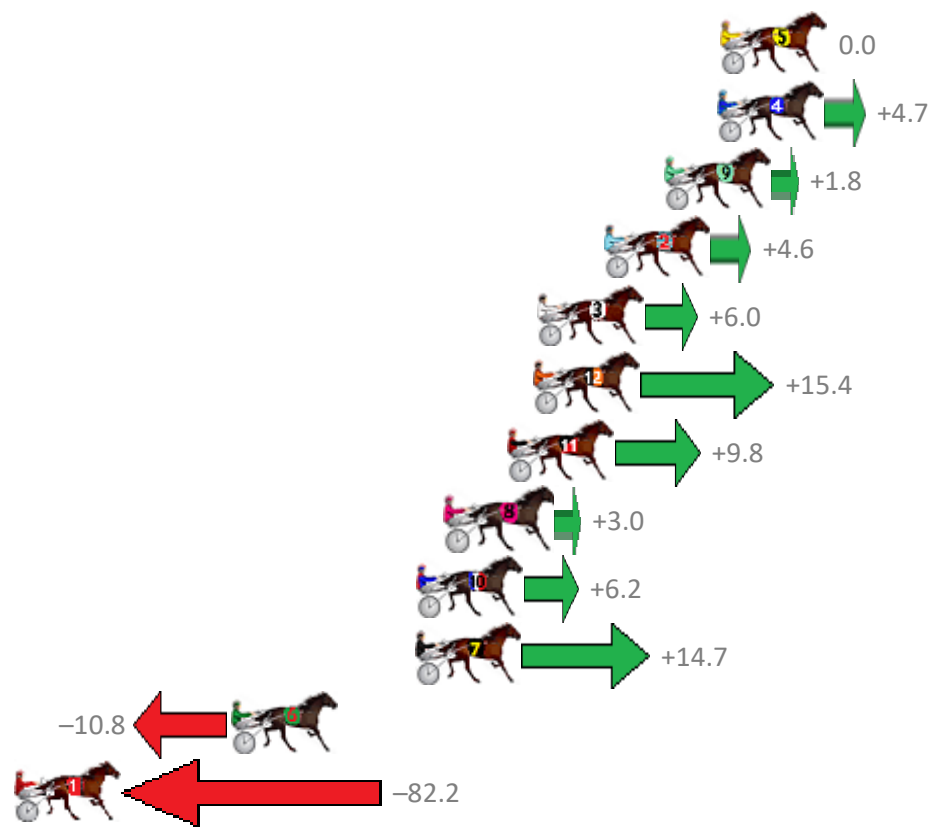
Albion Park Race 7 Distance 1660m

Saturday, 27 July 2019

Gross Time: 1:55.70 MileRate: 1:52.20 LeadTime: 3.30s First Qtr: 27.20s Second Qtr: 28.70s Third Qtr: 27.70s Fourth Qtr: 28.80s

NoHorse	Plc	Margin	Time	800Time (W)	400 Time (W)
5 A GOOD CHANCE	1	0.0m	1:55.70	56.50s (0)	28.80s (0)
4 IMA TOP TYCOON	2	0.1m	1:55.71	56.17s (0)	28.48s (0)
9 TULHURST ACE	3	2.2m	1:55.86	56.37s (1)	28.73s (1)
2 VETTEL	4	4.6m	1:56.03	56.18s (0)	28.44s (0)
3 LIVING AGAIN	5	7.2m	1:56.22	56.08s (1)	28.38s (1)
12 GOONLY	6	7.4m	1:56.23	55.41s (1)	27.76s (1)
11 ITS JUST KENNY	7	8.4m	1:56.30	55.81s (1)	28.14s (1)
8 HOT ROD HEAVEN	8	10.8m	1:56.48	56.29s (0)	28.44s (0)
10 PARISIAN ROCKSTAR	9	12.0m	1:56.56	56.06s (0)	28.18s (0)
7 RUTHLESS ARMBRO	10	12.1m	1:56.57	55.46s (1)	27.74s (1)
6 PSYCHEDELIC	11	19.4m	1:57.10	57.26s (1)	29.58s (1)
1 ONE HELL OF A RIDE	12	142.2m	2:05.94	62.31s (0)	32.56s (0)

Finish Position and metres gained from 800m



Sectionals
Powered by



PJ Harness Analyser
Master harness racing with the power of sectionals
Owners, Trainers and Punters - Check out what's new at www.pjdata.com.au

The Racing Queensland Board (trading as Racing Queensland) and provider are not responsible for the completeness or accuracy of any of the information contained herein, and makes no representations about its suitability for any purpose.

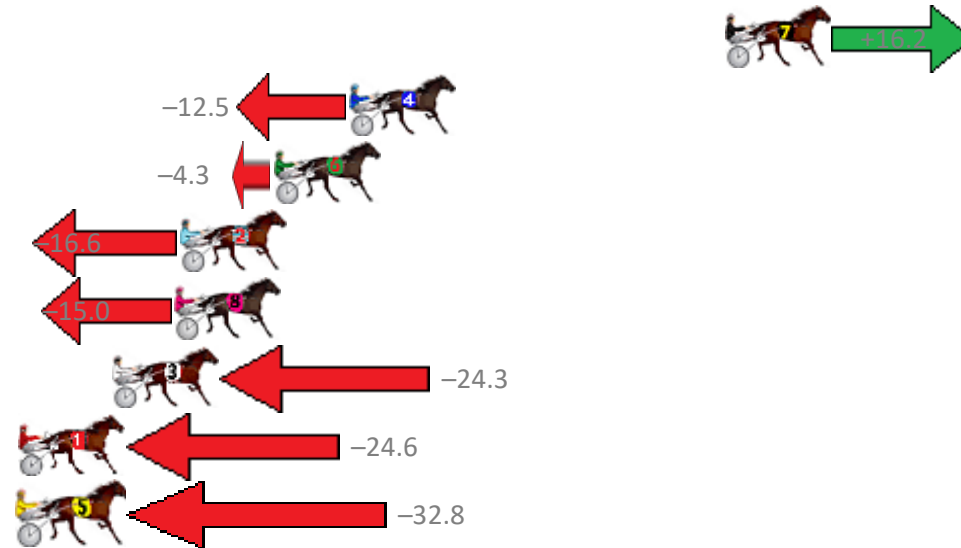
Albion Park Race 8 Distance 1660m

Saturday, 27 July 2019

Gross Time: 1:56.10 MileRate: 1:52.60 LeadTime: 3.30s First Qtr: 26.40s Second Qtr: 29.40s Third Qtr: 28.70s Fourth Qtr: 28.30s

NoHorse	Plc	Margin	Time	800Time (W)	400 Time (W)
7 ELLE YEAH	1	0.0m	1:56.10	55.85s (1)	28.02s (2)
4 JUST SEDUCE ME	2	14.9m	1:57.15	57.89s (1)	29.13s (1)
6 LURAH	3	17.9m	1:57.37	57.31s (0)	28.69s (1)
2 GETOUTNWALK	4	21.6m	1:57.63	58.18s (0)	29.46s (0)
8 SWEET AS CANDY	5	21.8m	1:57.64	58.07s (1)	29.29s (1)
3 LISA LINCOLN	6	24.3m	1:57.82	58.73s (0)	30.02s (0)
1 WERELIVINGTHEDREA	7	33.8m	1:58.49	58.75s (0)	29.96s (0)
5 ROCKING	8	44.0m	1:59.21	59.34s (1)	30.82s (2)

Finish Position and metres gained from 800m



Sectionals
Powered by



PJ Harness Analyser
Master harness racing with the power of sectionals
Owners, Trainers and Punters - Check out what's new at www.pjdata.com.au

The Racing Queensland Board (trading as Racing Queensland) and provider are not responsible for the completeness or accuracy of any of the information contained herein, and makes no representations about its suitability for any purpose.

Albion Park Race 9 Distance 2138m

Saturday, 27 July 2019

Gross Time: 2:32.40 MileRate: 1:54.70 LeadTime: 36.90s First Qtr: 30.00s Second Qtr: 29.20s Third Qtr: 28.00s Fourth Qtr: 28.30s

NoHorse	Plc	Margin	Time	800Time (W)	400 Time (W)
2 LEOS BEST	1	0.0m	2:32.40	56.30s (0)	28.30s (0)
1 PLATINUM ROULETTE	2	0.8m	2:32.46	56.05s (0)	28.03s (0)
6 OUR WALL STREET WOL	3	1.8m	2:32.53	55.84s (0)	27.85s (1)
4 CHANTREY	4	1.8m	2:32.53	56.03s (1)	28.13s (2)
3 SALOON PASSAGE	5	5.9m	2:32.82	56.62s (1)	28.48s (1)
7 BENICIO	6	19.6m	2:33.79	56.96s (1)	28.99s (2)

Finish Position and metres gained from 800m



Sectionals
Powered by



PJ Harness Analyser
Master harness racing with the power of sectionals
Owners, Trainers and Punters - Check out what's new at www.pjdata.com.au

The Racing Queensland Board (trading as Racing Queensland) and provider are not responsible for the completeness or accuracy of any of the information contained herein, and makes no representations about its suitability for any purpose.

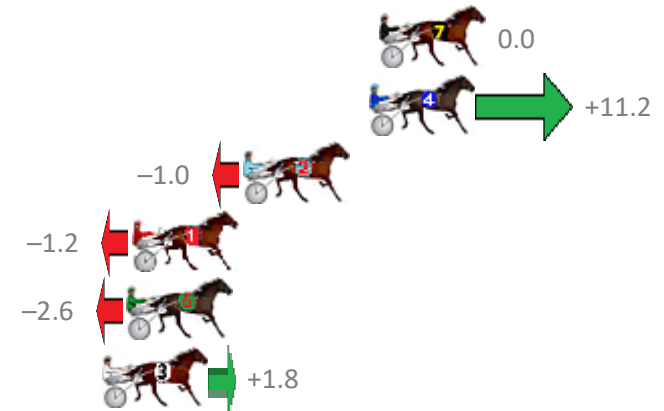
Albion Park Race 10 Distance 2647m

Saturday, 27 July 2019

Gross Time: 3:23.60 MileRate: 2:01.90 LeadTime: 83.50s First Qtr: 31.90s Second Qtr: 31.10s Third Qtr: 29.10s Fourth Qtr: 28.00s

NoHorse	Plc	Margin	Time	800Time (W)	400 Time (W)
7 OUR OVERANOVA	1	0.0m	3:23.60	57.10s (0)	28.00s (0)
4 EMPIRE BAY	2	0.4m	3:23.63	56.30s (1)	27.43s (1)
2 HELLBOUND	3	5.4m	3:23.98	57.17s (0)	28.04s (0)
1 ASTRAL RULER	4	9.8m	3:24.29	57.19s (0)	28.03s (0)
6 JUSTABITNOISY	5	10.0m	3:24.30	57.29s (1)	28.42s (1)
3 THE BOSS MAN	6	11.0m	3:24.37	56.97s (0)	27.85s (1)

Finish Position and metres gained from 800m



Sectionals
Powered by



PJ Harness Analyser
Master harness racing with the power of sectionals
Owners, Trainers and Punters - Check out what's new at www.pjdata.com.au

The Racing Queensland Board (trading as Racing Queensland) and provider are not responsible for the completeness or accuracy of any of the information contained herein, and makes no representations about its suitability for any purpose.