

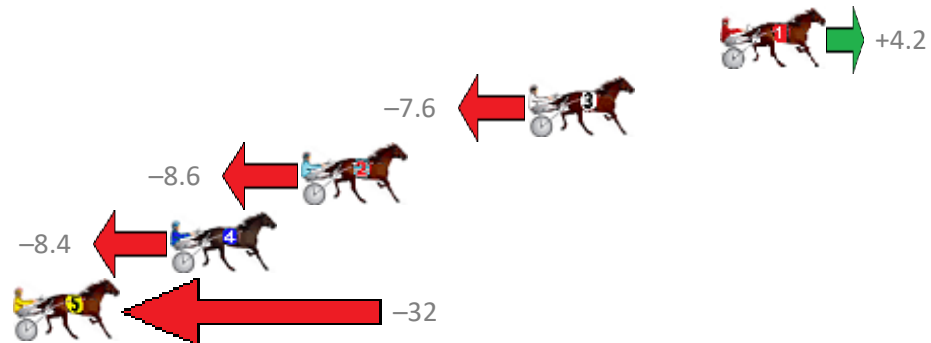
# Albion Park Race 1 Distance 1660m

Tuesday, 20 August 2019

Gross Time: 1:59.20 MileRate: 1:55.50 LeadTime: 3.60s First Qtr: 27.60s Second Qtr: 30.80s Third Qtr: 28.50s Fourth Qtr: 28.70s

NoHorse	Plc	Margin	Time	800Time (W)	400 Time (W)
1 GOLDENBLACK	1	0.0m	1:59.20	56.90s (0)	28.41s (0)
3 HADLEY	2	7.6m	1:59.75	57.74s (0)	29.25s (0)
2 THE SECOND CHANCE	3	16.6m	2:00.39	57.81s (1)	29.26s (1)
4 BILLBOARD BONNIE	4	21.8m	2:00.76	57.80s (1)	29.69s (2)
5 KWASII	5	35.1m	2:01.72	59.47s (1)	30.90s (1)

Finish Position and metres gained from 800m



Sectionals  
Powered by



Home of Australian Harness Sectionals

Get your sectionals delivered to your inbox daily

Check out [www.pjdata.com.au](http://www.pjdata.com.au)



The Racing Queensland Board (trading as Racing Queensland) and provider are not responsible for the completeness or accuracy of any of the information contained herein, and makes no representations about its suitability for any purpose.

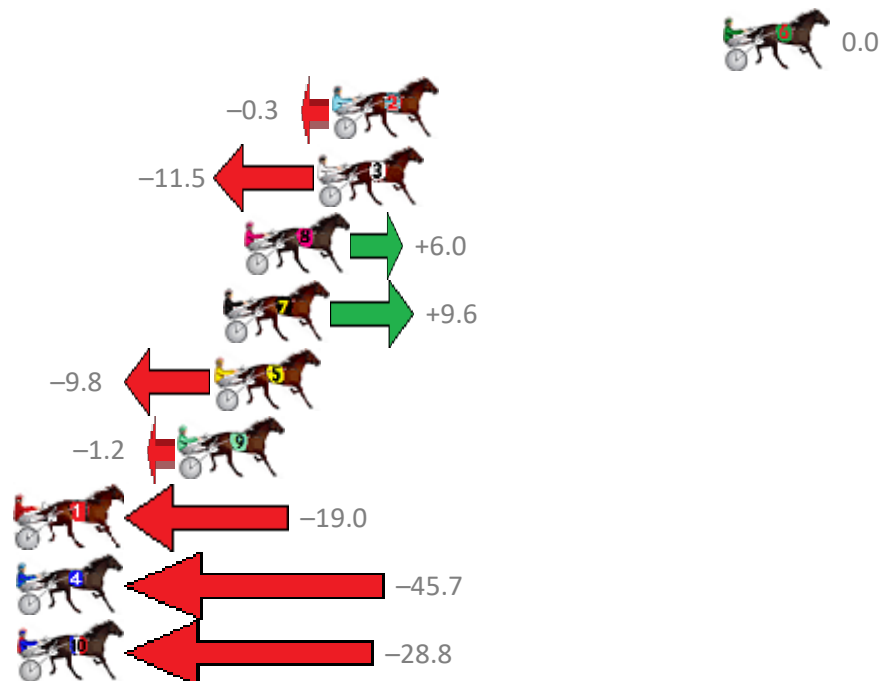
# Albion Park Race 2 Distance 2138m

Tuesday, 20 August 2019

Gross Time: 2:41.10 MileRate: 2:00.70 LeadTime: 41.80s First Qtr: 29.30s Second Qtr: 30.80s Third Qtr: 29.40s Fourth Qtr: 29.80s

No	Horse	Plc	Margin	Time	800Time (W)	400 Time (W)
6	HEART OF CHANGE	1	0.0m	2:41.10	59.20s (0)	29.80s (0)
2	BOURBONONTHEROCK	2	15.5m	2:42.25	59.22s (1)	29.91s (1)
3	EL SWAVO	3	16.1m	2:42.30	60.05s (0)	30.51s (0)
8	WHATABOYZ	4	19.0m	2:42.52	58.76s (1)	30.04s (0)
7	STEVES STAR	5	19.8m	2:42.58	58.49s (1)	29.32s (1)
5	PRINCESS KATERINA	6	20.2m	2:42.60	59.93s (1)	30.66s (1)
9	MELPARK MAGIC	7	21.6m	2:42.71	59.29s (1)	29.99s (1)
1	MYRTLE BEACH	8	28.4m	2:43.22	60.61s (0)	31.10s (0)
4	MAJESTIC WHIZ	9	51.7m	2:44.95	62.58s (1)	32.10s (0)
10	MONORAIL	10	73.8m	2:46.60	61.33s (0)	31.20s (0)

Finish Position and metres gained from 800m



Sectionals  
Powered by



Home of Australian Harness Sectionals

Get your sectionals delivered to your inbox daily

Check out [www.pjdata.com.au](http://www.pjdata.com.au)



The Racing Queensland Board (trading as Racing Queensland) and provider are not responsible for the completeness or accuracy of any of the information contained herein, and makes no representations about its suitability for any purpose.

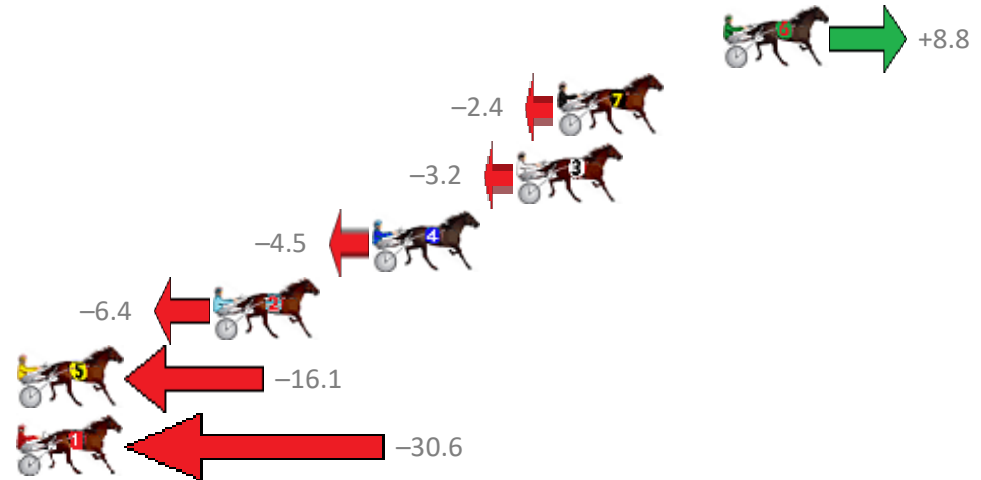
# Albion Park Race 3 Distance 2647m

Tuesday, 20 August 2019

Gross Time: 3:21.40 MileRate: 2:01.50 LeadTime: 80.00s First Qtr: 29.80s Second Qtr: 30.90s Third Qtr: 30.50s Fourth Qtr: 30.20s

NoHorse	Plc	Margin	Time	800Time (W)	400 Time (W)
6 MATATOKI	1	0.0m	3:21.40	60.03s (1)	29.88s (1)
7 NORTHERN MUSCLE	2	6.6m	3:21.90	60.88s (1)	30.70s (1)
3 LANSBURY	3	8.2m	3:22.02	60.94s (0)	30.43s (0)
4 DAVEYS GIFT	4	13.9m	3:22.45	61.04s (0)	30.52s (0)
2 DIEU DE LAMOUR	5	20.2m	3:22.93	61.19s (0)	30.65s (0)
5 SCORCHED	6	29.3m	3:23.61	61.92s (1)	31.60s (1)
1 MISTER OZ	7	30.6m	3:23.71	63.02s (0)	32.45s (0)

Finish Position and metres gained from 800m



Sectionals  
Powered by



Home of Australian Harness Sectionals

Get your sectionals delivered to your inbox daily

Check out [www.pjdata.com.au](http://www.pjdata.com.au)



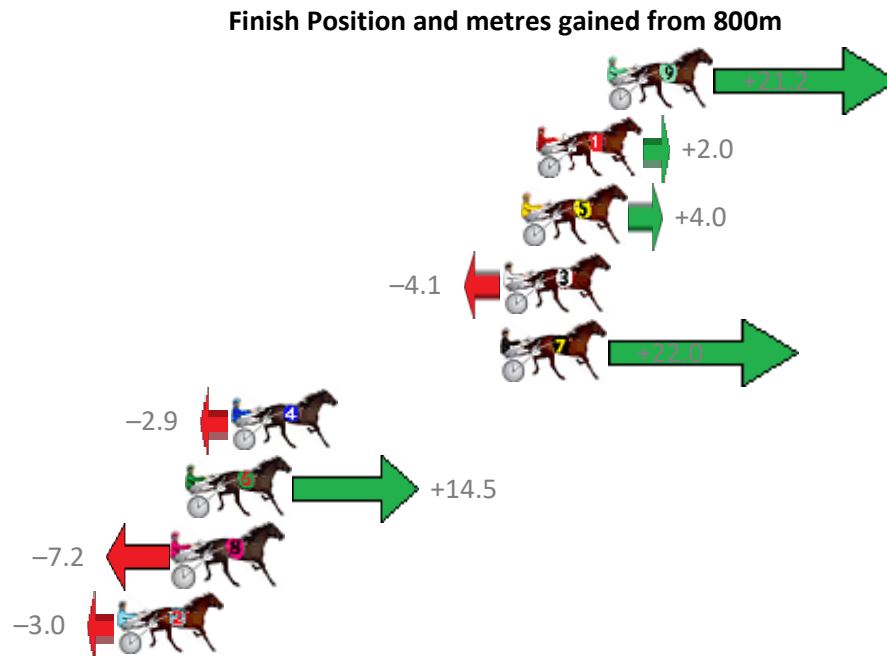
The Racing Queensland Board (trading as Racing Queensland) and provider are not responsible for the completeness or accuracy of any of the information contained herein, and makes no representations about its suitability for any purpose.

# Albion Park Race 4 Distance 1660m

Tuesday, 20 August 2019

Gross Time: 2:02.00 MileRate: 1:58.30 LeadTime: 3.50s First Qtr: 28.80s Second Qtr: 31.30s Third Qtr: 29.20s Fourth Qtr: 29.20s

NoHorse	Plc	Margin	Time	800Time (W)	400 Time (W)
9 GUY LOOKS GOOD	1	0.0m	2:02.00	56.85s (1)	27.87s (1)
1 OCEANSIDE	2	2.8m	2:02.20	58.25s (0)	29.02s (0)
5 TARGARYEN HANOVER	3	3.4m	2:02.25	58.11s (1)	29.19s (1)
3 WHERE'S SEGGY	4	4.1m	2:02.30	58.70s (0)	29.50s (0)
7 SIR BULSKI	5	4.2m	2:02.31	56.79s (1)	28.54s (2)
4 ABBEY DIADEMA	6	14.9m	2:03.09	58.61s (1)	29.63s (1)
6 BRONSKI MACARENA	7	16.7m	2:03.22	57.34s (1)	29.15s (0)
8 FAIREACHDAINN	8	17.2m	2:03.26	58.93s (0)	29.65s (0)
2 ILLBEWATCHING	9	19.4m	2:03.42	58.62s (1)	29.61s (1)



Sectionals  
Powered by



Home of Australian Harness Sectionals

Get your sectionals delivered to your inbox daily

Check out [www.pjdata.com.au](http://www.pjdata.com.au)



The Racing Queensland Board (trading as Racing Queensland) and provider are not responsible for the completeness or accuracy of any of the information contained herein, and makes no representations about its suitability for any purpose.


# Albion Park Race 5 Distance 1660m

Tuesday, 20 August 2019

Gross Time: 1:59.90 MileRate: 1:56.20 LeadTime: 3.60s First Qtr: 28.50s Second Qtr: 30.70s Third Qtr: 29.60s Fourth Qtr: 27.50s

NoHorse	Plc	Margin	Time	800Time (W)	400 Time (W)
1 BARRETT	1	0.0m	1:59.90	57.10s (0)	27.50s (0)
8 THE MONEY BALL	2	4.7m	2:00.22	57.14s (0)	27.53s (0)
12 IMA BIRUBI BOY	3	5.7m	2:00.29	56.36s (1)	27.53s (2)
3 HAVANA MOON	4	6.0m	2:00.31	56.69s (1)	27.84s (2)
11 GINATIANO	5	6.9m	2:00.37	56.98s (0)	27.40s (0)
4 GINA MACH	6	13.0m	2:00.79	57.83s (1)	28.38s (1)
2 VICTREE MIKAYLA	7	14.7m	2:00.91	57.64s (1)	28.17s (1)
6 HUGHIES SISTER	8	15.1m	2:00.94	57.25s (0)	27.62s (0)
5 CAESARS ASTRUM	9	18.3m	2:01.16	56.94s (1)	27.73s (2)
9 MISS BLUE GLORY	10	23.9m	2:01.54	57.54s (0)	27.62s (0)
7 CHANGEOVERME	11	30.5m	2:02.00	57.55s (0)	28.41s (1)

Finish Position and metres gained from 800m



Sectionals  
Powered by



Home of Australian Harness Sectionals

Get your sectionals delivered to your inbox daily

Check out [www.pjdata.com.au](http://www.pjdata.com.au)



The Racing Queensland Board (trading as Racing Queensland) and provider are not responsible for the completeness or accuracy of any of the information contained herein, and makes no representations about its suitability for any purpose.

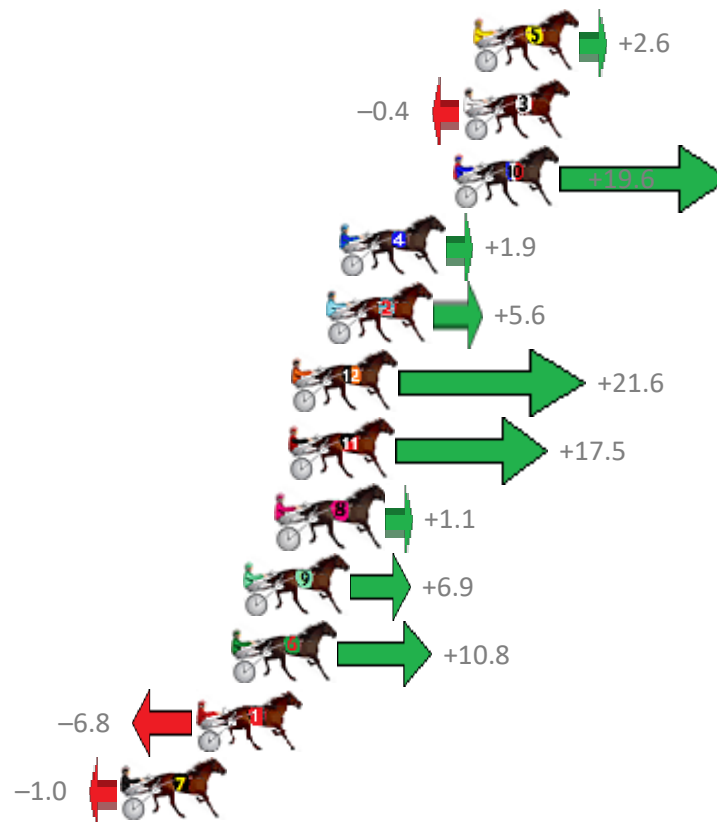
# Albion Park Race 6 Distance 1660m

Tuesday, 20 August 2019

Gross Time: 1:59.30 MileRate: 1:55.70 LeadTime: 3.50s First Qtr: 27.40s Second Qtr: 31.60s Third Qtr: 29.30s Fourth Qtr: 27.50s

NoHorse	Plc	Margin	Time	800Time (W)	400 Time (W)
5 GUNRNEEDABIGRBOAT	1	0.0m	1:59.30	56.62s (1)	27.46s (1)
3 JUSTA DALE	2	0.4m	1:59.33	56.83s (0)	27.53s (0)
10 THATS HOW WEROLL	3	0.8m	1:59.36	55.41s (1)	26.83s (2)
4 SPORTS STORY	4	5.3m	1:59.66	56.67s (1)	27.48s (1)
2 GETARATTLEON	5	5.8m	1:59.70	56.40s (1)	27.21s (1)
12 TOMMY UNDER FIRE	6	7.2m	1:59.80	55.27s (1)	26.63s (2)
11 ROYAL LINCOLN	7	7.3m	1:59.80	55.56s (1)	26.94s (2)
8 BUMPER	8	7.7m	1:59.83	56.72s (0)	27.42s (0)
9 GOTTA MOMENT	9	9.1m	1:59.93	56.31s (1)	27.69s (2)
6 MOTU RAMPAGE	10	9.6m	1:59.96	56.03s (0)	27.14s (1)
1 MISS MIA	11	11.0m	2:00.06	57.28s (0)	27.95s (0)
7 LANCELOT BROMAC	12	14.0m	2:00.26	56.87s (0)	27.57s (0)

Finish Position and metres gained from 800m



Sectionals  
Powered by



Home of Australian Harness Sectionals

Get your sectionals delivered to your inbox daily

Check out [www.pjdata.com.au](http://www.pjdata.com.au)



The Racing Queensland Board (trading as Racing Queensland) and provider are not responsible for the completeness or accuracy of any of the information contained herein, and makes no representations about its suitability for any purpose.



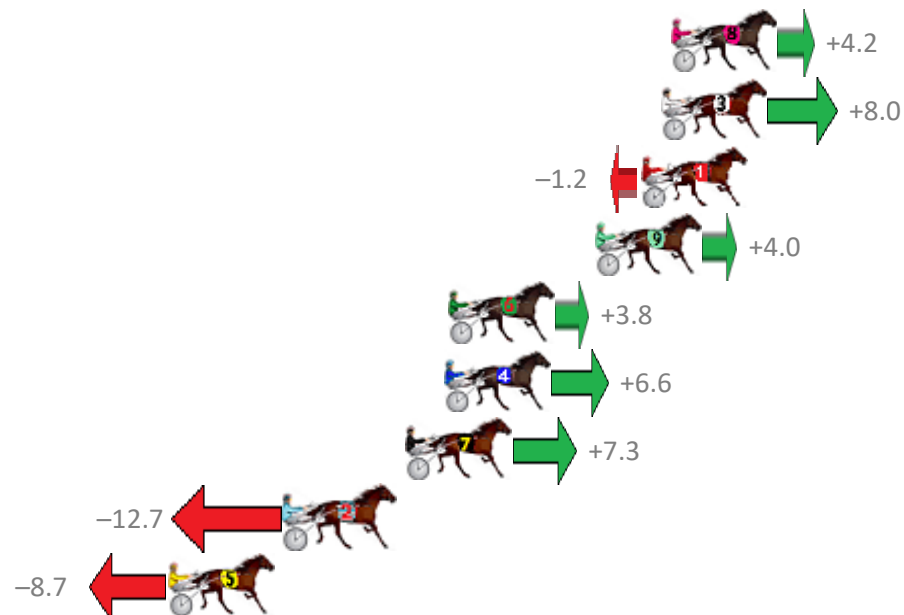
# Albion Park Race 7 Distance 2138m

Tuesday, 20 August 2019

Gross Time: 2:35.40 MileRate: 1:56.90 LeadTime: 37.90s First Qtr: 31.30s Second Qtr: 29.80s Third Qtr: 29.00s Fourth Qtr: 27.40s

NoHorse	Plc	Margin	Time	800Time (W)	400 Time (W)
8 SOMWHEREOVARAINB	1	0.0m	2:35.40	56.10s (0)	27.07s (0)
3 IMA GRUMPY POSSUM	2	0.4m	2:35.43	55.84s (0)	26.80s (0)
1 BETTOR VISION	3	1.2m	2:35.48	56.48s (0)	27.48s (0)
9 BEAU CISHLOM	4	3.0m	2:35.61	56.12s (1)	27.36s (2)
6 SIR JULIAN	5	8.8m	2:36.00	56.13s (0)	27.39s (1)
4 LIVING AGAIN	6	9.0m	2:36.02	55.93s (1)	27.08s (1)
7 GASMONKEY	7	10.5m	2:36.12	55.89s (0)	27.04s (0)
2 BELLS BEACH HOUSE	8	15.3m	2:36.45	57.30s (1)	28.17s (1)
5 PLATINUM ROULETTE	9	19.9m	2:36.76	57.01s (1)	28.08s (2)

Finish Position and metres gained from 800m



Sectionals  
Powered by



Home of Australian Harness Sectionals

Get your sectionals delivered to your inbox daily

Check out [www.pjdata.com.au](http://www.pjdata.com.au)



The Racing Queensland Board (trading as Racing Queensland) and provider are not responsible for the completeness or accuracy of any of the information contained herein, and makes no representations about its suitability for any purpose.