

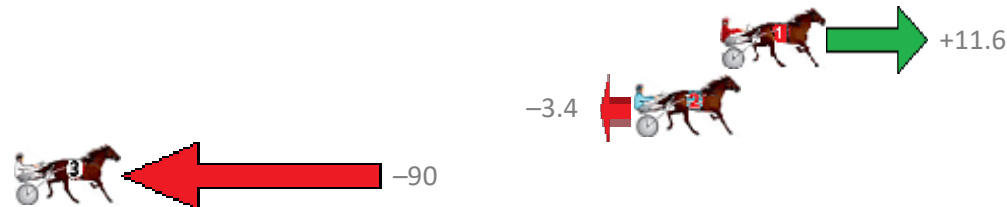
# Albion Park Race 1 Distance 1628m

Tuesday, 27 August 2019

Gross Time: 2:13.60 MileRate: 2:12.10 LeadTime: 3.60s First Qtr: 32.30s Second Qtr: 32.20s Third Qtr: 32.60s Fourth Qtr: 32.90s

NoHorse	Plc	Margin	Time	800Time (W)	400 Time (W)
1 NO LOVE ABOUT IT	1	0.0m	2:13.60	64.55s (0)	32.54s (1)
2 FIRST OFFENCE	2	3.4m	2:13.88	65.78s (0)	33.18s (0)
3 MISTAKES WERE MADE	3	123.8m	2:23.78	72.84s (0)	38.31s (0)

Finish Position and metres gained from 800m



Sectionals  
Powered by



**Home of Australian Harness Sectionals**

Get your sectionals delivered to your inbox daily

Check out [www.pjdata.com.au](http://www.pjdata.com.au)



The Racing Queensland Board (trading as Racing Queensland) and provider are not responsible for the completeness or accuracy of any of the information contained herein, and makes no representations about its suitability for any purpose.

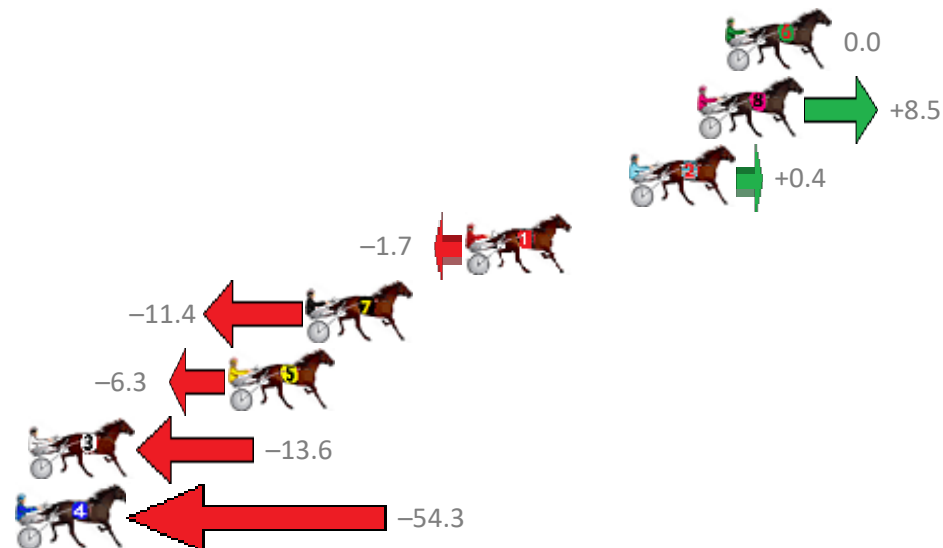
# Albion Park Race 2 Distance 2138m

Tuesday, 27 August 2019

Gross Time: 2:40.90 MileRate: 2:01.10 LeadTime: 42.50s First Qtr: 30.90s Second Qtr: 29.70s Third Qtr: 29.10s Fourth Qtr: 28.70s

NoHorse	Plc	Margin	Time	800Time (W)	400 Time (W)
6 MISS INVASION	1	0.0m	2:40.90	57.80s (0)	28.70s (0)
8 NORTHERN MUSCLE	2	1.1m	2:40.98	57.19s (1)	28.33s (2)
2 ALS LAW	3	3.8m	2:41.17	57.77s (0)	28.67s (0)
1 LANSBURY	4	10.3m	2:41.64	57.92s (0)	28.76s (0)
7 GEE UP NEDDY	5	16.6m	2:42.09	58.62s (1)	29.47s (1)
5 MELPARK MAGIC	6	19.7m	2:42.31	58.26s (0)	29.09s (0)
3 DIEU DE LAMOUR	7	27.6m	2:42.88	58.78s (1)	29.72s (1)
4 ASTRAL RULER	8	119.3m	2:49.46	61.72s (0)	31.16s (0)

Finish Position and metres gained from 800m



Sectionals  
Powered by



Home of Australian Harness Sectionals

Get your sectionals delivered to your inbox daily

Check out [www.pjdata.com.au](http://www.pjdata.com.au)



The Racing Queensland Board (trading as Racing Queensland) and provider are not responsible for the completeness or accuracy of any of the information contained herein, and makes no representations about its suitability for any purpose.

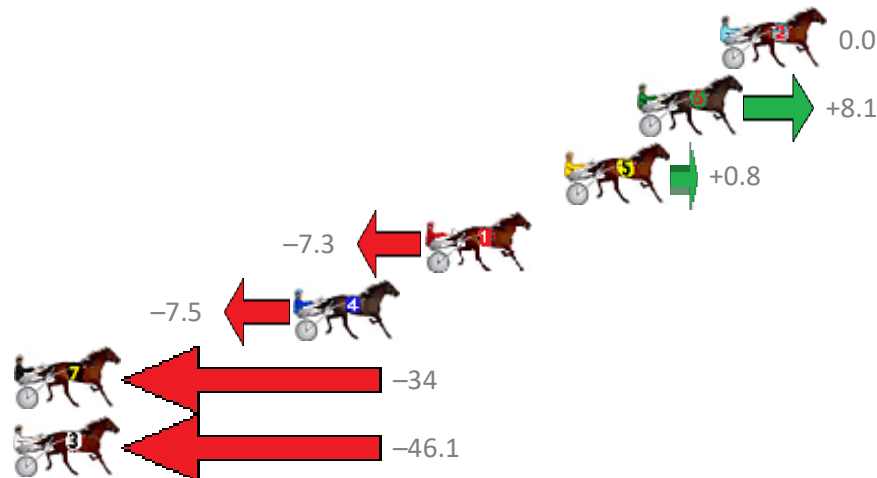
# Albion Park Race 3 Distance 2138m

Tuesday, 27 August 2019

Gross Time: 2:41.10 MileRate: 2:01.30 LeadTime: 41.00s First Qtr: 31.50s Second Qtr: 32.60s Third Qtr: 28.50s Fourth Qtr: 27.50s

NoHorse	Plc	Margin	Time	800Time (W)	400 Time (W)
2 TARGARYEN HANOVER	1	0.0m	2:41.10	56.00s (0)	27.50s (0)
6 BLACKJACK BART	2	3.3m	2:41.33	55.43s (1)	27.16s (1)
5 SIR BULSKI	3	6.2m	2:41.53	55.94s (1)	27.71s (1)
1 OCEANSIDE	4	11.7m	2:41.90	56.51s (0)	28.02s (0)
4 ILLBEWATCHING	5	16.9m	2:42.26	56.53s (0)	28.06s (0)
7 EXHILARATING	6	47.7m	2:44.38	58.32s (0)	29.79s (0)
3 MIKE ORR	7	86.1m	2:47.02	59.23s (0)	29.64s (0)

Finish Position and metres gained from 800m



Sectionals  
Powered by



Home of Australian Harness Sectionals

Get your sectionals delivered to your inbox daily

Check out [www.pjdata.com.au](http://www.pjdata.com.au)



The Racing Queensland Board (trading as Racing Queensland) and provider are not responsible for the completeness or accuracy of any of the information contained herein, and makes no representations about its suitability for any purpose.

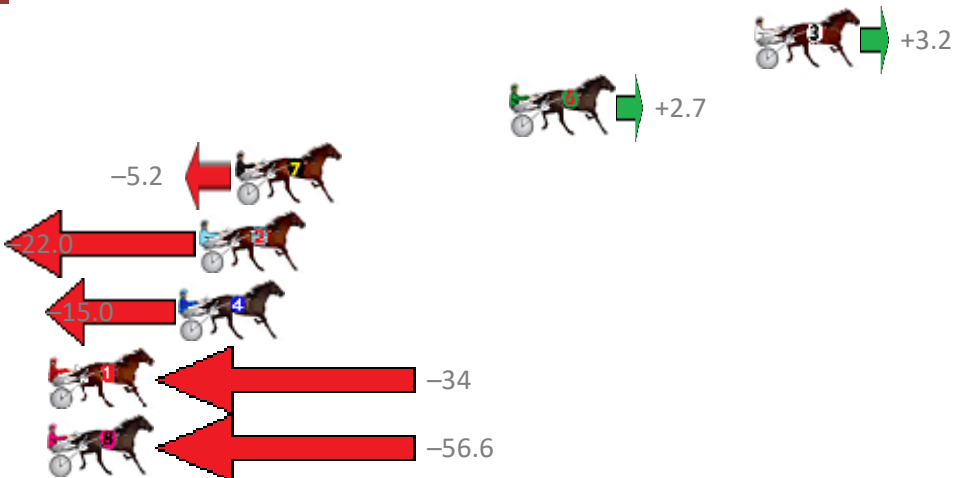
# Albion Park Race 4 Distance 1660m

Tuesday, 27 August 2019

Gross Time: 1:59.80 MileRate: 1:56.10 LeadTime: 3.40s First Qtr: 29.00s Second Qtr: 32.10s Third Qtr: 27.60s Fourth Qtr: 27.70s

NoHorse	Plc	Margin	Time	800Time (W)	400 Time (W)
3 THE DOORMAN	1	0.0m	1:59.80	55.08s (1)	27.70s (0)
6 MISS BLUE GLORY	2	9.7m	2:00.47	55.11s (1)	27.47s (1)
7 OUR DOUG	3	20.6m	2:01.23	55.66s (0)	27.87s (1)
2 JUST ONE GOOD ONE	4	22.0m	2:01.32	56.82s (0)	28.67s (0)
4 VICTREE MIKAYLA	5	22.8m	2:01.38	56.34s (1)	28.71s (1)
1 THE RAGNBONE MAN	6	38.2m	2:02.45	57.65s (0)	29.47s (0)
8 TORQUE SO GOOD	7	67.6m	2:04.48	59.21s (0)	30.87s (0)

Finish Position and metres gained from 800m



Sectionals  
Powered by



Home of Australian Harness Sectionals

Get your sectionals delivered to your inbox daily

Check out [www.pjdata.com.au](http://www.pjdata.com.au)



The Racing Queensland Board (trading as Racing Queensland) and provider are not responsible for the completeness or accuracy of any of the information contained herein, and makes no representations about its suitability for any purpose.

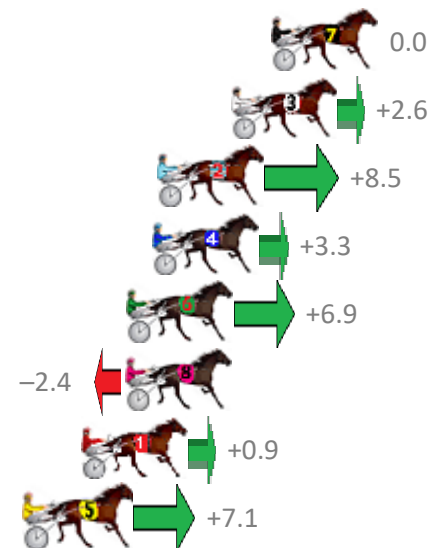
# Albion Park Race 5 Distance 1660m

Tuesday, 27 August 2019

Gross Time: 1:57.60 MileRate: 1:54.00 LeadTime: 3.40s First Qtr: 28.50s Second Qtr: 29.50s Third Qtr: 28.10s Fourth Qtr: 28.10s

NoHorse	Plc	Margin	Time	800Time (W)	400 Time (W)
7 PLATINUM ROULETTE	1	0.0m	1:57.60	56.20s (0)	28.10s (0)
3 OUR MELS DREAM	2	1.6m	1:57.71	56.02s (0)	27.92s (0)
2 RORY MACH	3	4.5m	1:57.92	55.60s (0)	27.45s (0)
4 ONE WISE MAN	4	4.7m	1:57.93	55.97s (1)	27.95s (2)
6 SWEET AS	5	5.7m	1:58.00	55.72s (1)	27.70s (2)
8 CASINO TOMMY	6	5.8m	1:58.01	56.37s (1)	28.30s (1)
1 WATTLEBANK FLYER	7	7.5m	1:58.13	56.14s (0)	27.98s (0)
5 WILLBE DOC	8	9.7m	1:58.28	55.70s (1)	27.69s (1)

## Finish Position and metres gained from 800m



Sectionals  
Powered by



Home of Australian Harness Sectionals

Get your sectionals delivered to your inbox daily

Check out [www.pjdata.com.au](http://www.pjdata.com.au)



The Racing Queensland Board (trading as Racing Queensland) and provider are not responsible for the completeness or accuracy of any of the information contained herein, and makes no representations about its suitability for any purpose.

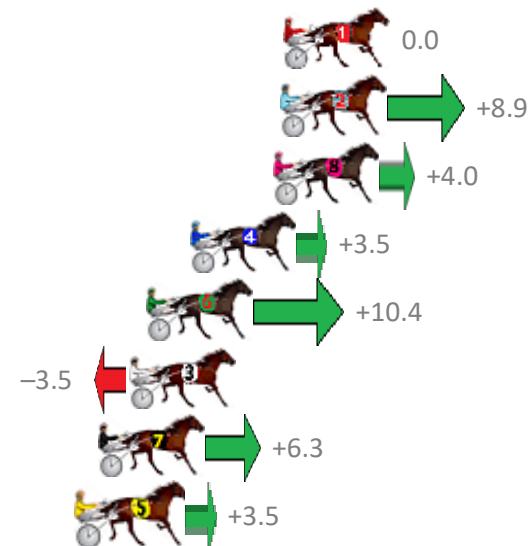
# Albion Park Race 6 Distance 1660m

Tuesday, 27 August 2019

Gross Time: 1:56.70 MileRate: 1:53.10 LeadTime: 3.40s First Qtr: 26.90s Second Qtr: 30.20s Third Qtr: 27.90s Fourth Qtr: 28.30s

NoHorse	Plc	Margin	Time	800Time (W)	400 Time (W)
1 INVINCIBLE LOXTON	1	0.0m	1:56.70	56.20s (0)	28.30s (0)
2 NEWMERELLA SHARKIE	2	0.1m	1:56.71	55.57s (0)	27.64s (0)
8 BETTOR VISION	3	0.4m	1:56.73	55.92s (0)	28.00s (0)
4 WITHALOTOFLUCK	4	3.7m	1:56.96	55.95s (1)	28.05s (2)
6 ITS JUST KENNY	5	5.4m	1:57.08	55.47s (1)	27.52s (2)
3 MACEY JAYDE	6	6.1m	1:57.13	56.45s (1)	28.48s (1)
7 LEXUS ON THE BEACH	7	7.3m	1:57.22	55.76s (0)	27.78s (0)
5 MAKOA	8	8.1m	1:57.27	55.95s (1)	28.02s (2)

Finish Position and metres gained from 800m



Sectionals  
Powered by



Home of Australian Harness Sectionals

Get your sectionals delivered to your inbox daily

Check out [www.pjdata.com.au](http://www.pjdata.com.au)



The Racing Queensland Board (trading as Racing Queensland) and provider are not responsible for the completeness or accuracy of any of the information contained herein, and makes no representations about its suitability for any purpose.

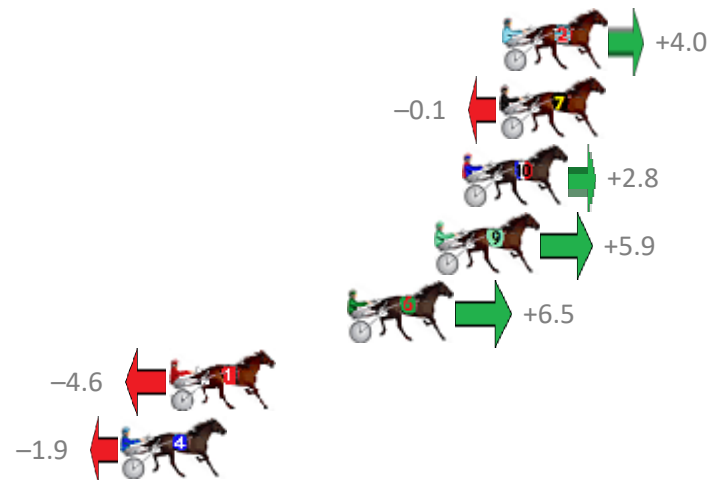
# Albion Park Race 7 Distance 1660m

Tuesday, 27 August 2019

Gross Time: 1:57.90 MileRate: 1:54.30 LeadTime: 3.40s First Qtr: 27.40s Second Qtr: 31.10s Third Qtr: 28.20s Fourth Qtr: 27.80s

NoHorse	Plc	Margin	Time	800Time (W)	400 Time (W)
2 BELLS BEACH HOUSE	1	0.0m	1:57.90	55.72s (0)	27.49s (0)
7 LIVING AGAIN	2	0.1m	1:57.91	56.01s (0)	27.81s (0)
10 JUSTA DALE	3	1.6m	1:58.01	55.80s (1)	27.84s (1)
9 OUTLAW FELLA	4	2.7m	1:58.09	55.59s (1)	27.49s (1)
6 SIR JULIAN	5	6.1m	1:58.32	55.54s (2)	27.79s (2)
1 YANKEE STRUTTER	6	13.2m	1:58.82	56.32s (0)	28.06s (0)
4 BEAU CISHLOM	7	15.1m	1:58.95	56.13s (0)	28.13s (2)

Finish Position and metres gained from 800m



Sectionals  
Powered by



Home of Australian Harness Sectionals

Get your sectionals delivered to your inbox daily

Check out [www.pjdata.com.au](http://www.pjdata.com.au)



The Racing Queensland Board (trading as Racing Queensland) and provider are not responsible for the completeness or accuracy of any of the information contained herein, and makes no representations about its suitability for any purpose.



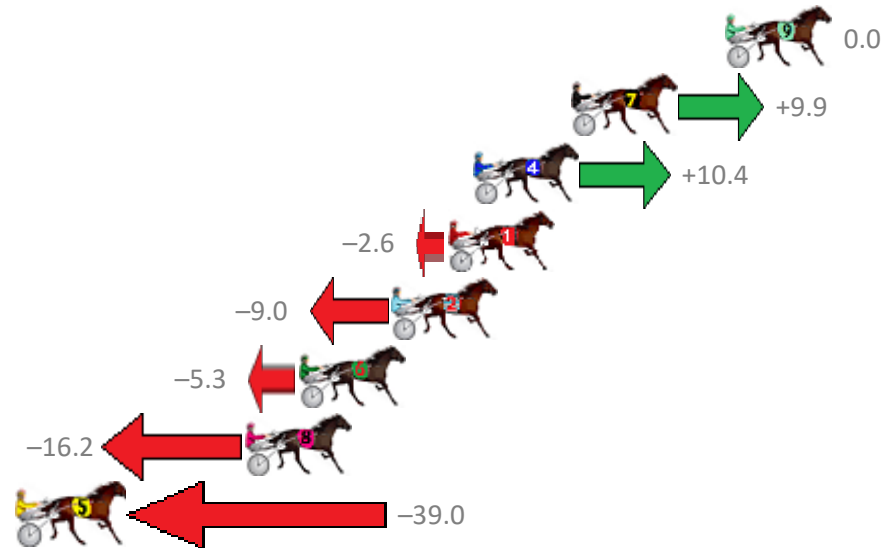
# Albion Park Race 8 Distance 2138m

Tuesday, 27 August 2019

Gross Time: 2:35.80 MileRate: 1:57.30 LeadTime: 37.70s First Qtr: 32.40s Second Qtr: 29.30s Third Qtr: 28.60s Fourth Qtr: 27.80s

NoHorse	Plc	Margin	Time	800Time (W)	400 Time (W)
9 GUNRNEEDABIGRBOAT	1	0.0m	2:35.80	56.40s (0)	27.80s (0)
7 THATS HOW WEROLL	2	6.1m	2:36.22	55.70s (1)	27.64s (2)
4 BUMPER	3	10.0m	2:36.50	55.67s (1)	27.58s (2)
1 HAVANA MOON	4	11.0m	2:36.56	56.58s (0)	27.97s (0)
2 AMILLION PROMISES	5	13.2m	2:36.72	57.03s (0)	28.43s (0)
6 WEE JIMMY	6	16.9m	2:36.97	56.77s (1)	28.68s (2)
8 LANCELOT BROMAC	7	19.0m	2:37.12	57.54s (1)	28.86s (1)
5 IMA BIRUBI BOY	8	51.8m	2:39.40	59.15s (0)	30.37s (0)

Finish Position and metres gained from 800m



Sectionals  
Powered by



Home of Australian Harness Sectionals

Get your sectionals delivered to your inbox daily

Check out [www.pjdata.com.au](http://www.pjdata.com.au)



The Racing Queensland Board (trading as Racing Queensland) and provider are not responsible for the completeness or accuracy of any of the information contained herein, and makes no representations about its suitability for any purpose.