











Albion Park Race 1 Distance 2138m

Thursday, 26 September 2019

Gross Time: 2:37.80 MileRate: 1:58.70 LeadTime: 38.30s First Qtr: 30.80s Second Qtr: 30.50s Third Qtr: 29.60s Fourth Qtr: 28.60s

NoHorse	Plc	Margin	Time	800Time (W)	400 Time (W)	Finish Position and metres gained from 800m
3 BILLY LINCOLN	1	0.0m	2:37.80	58.20s (0)	28.60s (0)	 0.0
5 MONTANA NIGHTS	2	9.7m	2:38.49	58.66s (1)	28.95s (1)	 -6.3
1 DANCING IN MANOLOS	3	14.6m	2:38.84	58.67s (0)	28.70s (0)	 -6.4
7 ALSJEANSMAXSTAR	4	27.4m	2:39.76	58.67s (1)	28.99s (3)	 -5.4
9 PETE MITCHELL	5	27.7m	2:39.78	59.31s (1)	29.41s (1)	 -15.3
10 OUR MASQUERADE	6	28.1m	2:39.81	59.01s (1)	29.28s (2)	 -11.1
6 QUALITY TIME	7	30.2m	2:39.96	59.84s (1)	30.10s (1)	 -22.6
8 CHARLEZE ANGEL	8	33.3m	2:40.18	59.68s (0)	29.71s (0)	 -20.3
2 ROCKA BELLA	9	39.7m	2:40.64	60.80s (0)	30.82s (0)	 -35.7
4 JUST ROMAN	10	51.0m	2:41.45	60.62s (0)	30.63s (0)	 -33.2



Sectionals
Powered by



Home of Australian Harness Sectionals

Get your sectionals delivered to your inbox daily

Check out www.pjdata.com.au



The Racing Queensland Board (trading as Racing Queensland) and provider are not responsible for the completeness or accuracy of any of the information contained herein, and makes no representations about its suitability for any purpose.

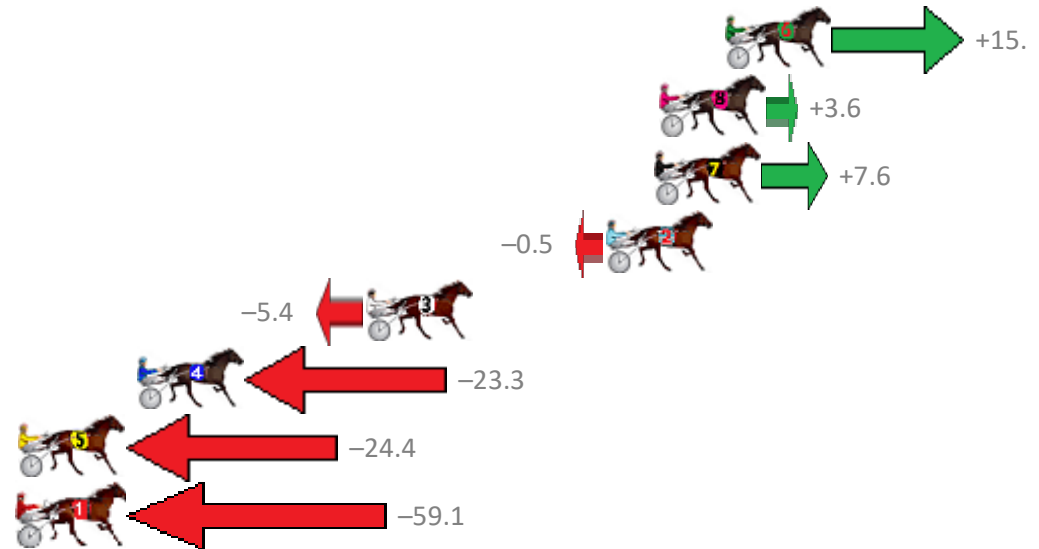
Albion Park Race 2 Distance 2138m

Thursday, 26 September 2019

Gross Time: 2:36.50 MileRate: 1:57.80 LeadTime: 38.10s First Qtr: 30.70s Second Qtr: 30.30s Third Qtr: 28.50s Fourth Qtr: 28.90s

NoHorse	Plc	Margin	Time	800Time (W)	400 Time (W)
6 TRENT FROM PUNCHY	1	0.0m	2:36.50	56.31s (1)	28.18s (2)
8 LETS DIG IT	2	2.6m	2:36.69	57.14s (1)	29.09s (1)
7 MISS CATALINA	3	2.8m	2:36.70	56.85s (1)	28.68s (1)
2 GHOST GUM	4	4.7m	2:36.84	57.44s (0)	28.62s (0)
3 PHOTOZEN	5	14.2m	2:37.53	57.79s (0)	29.00s (0)
4 WILLSINTOWN	6	23.3m	2:38.18	59.07s (0)	30.27s (0)
5 GROOVY MISS ANNIE	7	37.4m	2:39.20	59.15s (0)	30.30s (1)
1 MIKE ORR	8	60.9m	2:40.90	61.64s (1)	32.40s (1)

Finish Position and metres gained from 800m



Sectionals
Powered by



Home of Australian Harness Sectionals

Get your sectionals delivered to your inbox daily

Check out www.pjdata.com.au



The Racing Queensland Board (trading as Racing Queensland) and provider are not responsible for the completeness or accuracy of any of the information contained herein, and makes no representations about its suitability for any purpose.

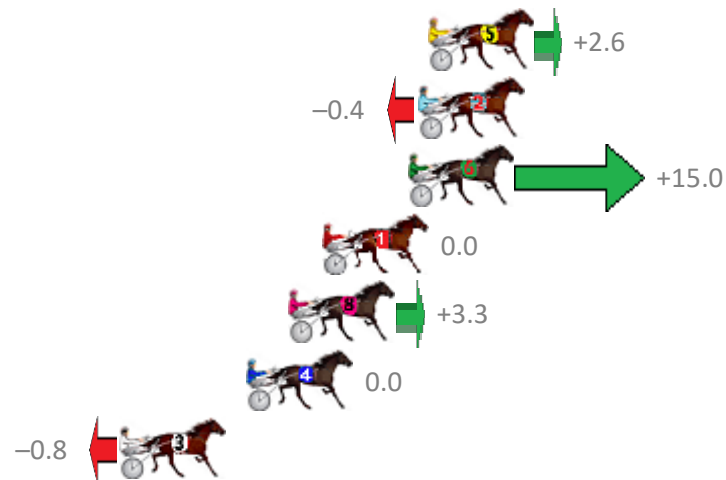
Albion Park Race 3 Distance 1660m

Thursday, 26 September 2019

Gross Time: 2:01.60 MileRate: 1:57.90 LeadTime: 3.40s First Qtr: 30.10s Second Qtr: 30.60s Third Qtr: 29.60s Fourth Qtr: 27.90s

NoHorse	Plc	Margin	Time	800Time (W)	400 Time (W)
5 MATRON JUJON	1	0.0m	2:01.60	57.31s (1)	27.75s (1)
2 TOPNOTCH MACH	2	0.4m	2:01.63	57.53s (0)	27.93s (0)
6 SOLDIER OF FORTUNE	3	0.8m	2:01.66	56.42s (1)	26.90s (1)
1 PITTSWORTH MAN	4	4.2m	2:01.89	57.50s (0)	27.90s (0)
8 KATNISS	5	5.5m	2:01.98	57.26s (0)	27.66s (0)
4 BIG IN AMERICA	6	7.2m	2:02.10	57.50s (1)	27.93s (1)
3 READILY	7	12.2m	2:02.45	57.56s (1)	27.98s (1)

Finish Position and metres gained from 800m



Sectionals
Powered by



Home of Australian Harness Sectionals

Get your sectionals delivered to your inbox daily

Check out www.pjdata.com.au



The Racing Queensland Board (trading as Racing Queensland) and provider are not responsible for the completeness or accuracy of any of the information contained herein, and makes no representations about its suitability for any purpose.

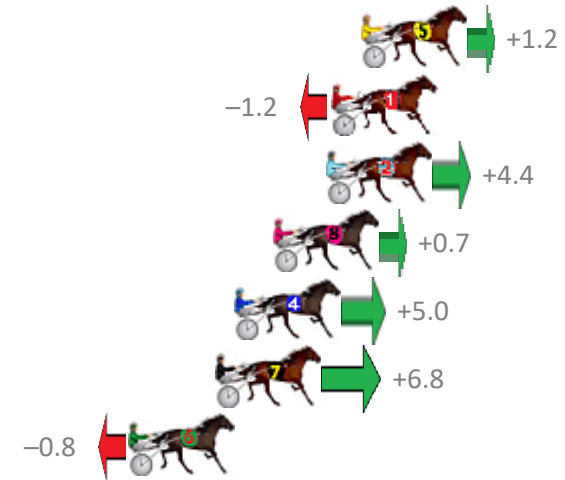
Albion Park Race 4 Distance 2138m

Thursday, 26 September 2019

Gross Time: 2:36.60 MileRate: 1:57.90 LeadTime: 39.20s First Qtr: 31.30s Second Qtr: 29.60s Third Qtr: 28.90s Fourth Qtr: 27.60s

NoHorse	Plc	Margin	Time	800Time (W)	400 Time (W)
5 PLATINUM ROULETTE	1	0.0m	2:36.60	56.42s (1)	27.53s (1)
1 LIKEALLOFUS	2	1.2m	2:36.68	56.58s (0)	27.68s (0)
2 PARISIAN ROCKSTAR	3	1.4m	2:36.70	56.19s (1)	27.28s (1)
8 MAYWYNS BEST	4	3.5m	2:36.84	56.45s (0)	27.52s (0)
4 UNASSUMING CHAMP	5	5.0m	2:36.95	56.15s (1)	27.26s (1)
7 CONDAFEW	6	5.8m	2:37.00	56.02s (0)	27.05s (0)
6 ZAC MAC	7	9.2m	2:37.23	56.56s (0)	27.60s (0)

Finish Position and metres gained from 800m



Sectionals
Powered by



Home of Australian Harness Sectionals

Get your sectionals delivered to your inbox daily

Check out www.pjdata.com.au



The Racing Queensland Board (trading as Racing Queensland) and provider are not responsible for the completeness or accuracy of any of the information contained herein, and makes no representations about its suitability for any purpose.

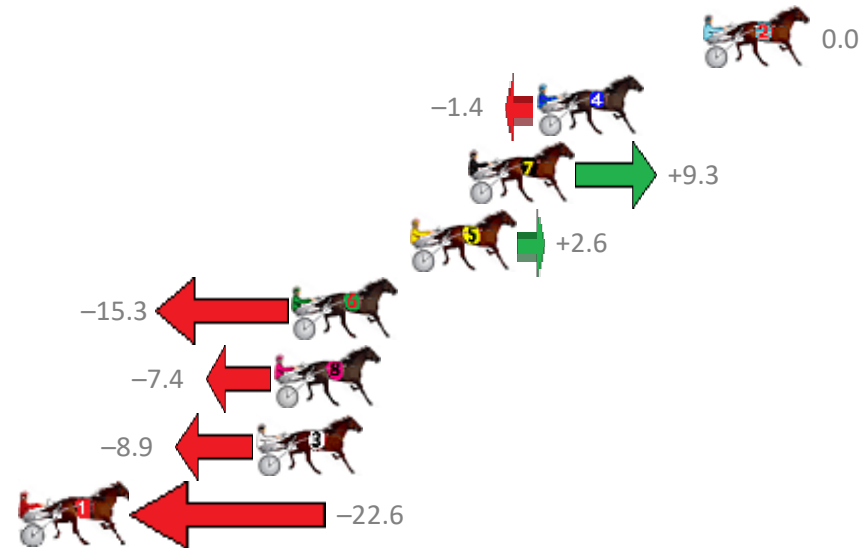
Albion Park Race 5 Distance 2138m

Thursday, 26 September 2019

Gross Time: 2:35.00 MileRate: 1:56.70 LeadTime: 38.50s First Qtr: 31.00s Second Qtr: 29.80s Third Qtr: 27.70s Fourth Qtr: 28.00s

NoHorse	Plc	Margin	Time	800Time (W)	400 Time (W)
2 COREY WILLIAM	1	0.0m	2:35.00	55.70s (0)	28.00s (0)
4 BEAU CISHLOM	2	6.6m	2:35.46	55.80s (1)	27.86s (2)
7 LUCIFERS LEGEND	3	9.3m	2:35.65	55.05s (1)	27.24s (2)
5 MARK OF INTEGRITY	4	11.6m	2:35.81	55.52s (1)	27.69s (2)
6 PATERNITY SUIT	5	16.3m	2:36.14	56.77s (1)	28.81s (1)
8 COMIGAL	6	17.0m	2:36.19	56.22s (1)	28.27s (1)
3 DARBY BRIGHTS	7	17.7m	2:36.24	56.32s (0)	28.26s (0)
1 FARRAHFOWLER	8	27.0m	2:36.89	57.27s (0)	29.32s (0)

Finish Position and metres gained from 800m



Sectionals
Powered by



Home of Australian Harness Sectionals

Get your sectionals delivered to your inbox daily

Check out www.pjdata.com.au



The Racing Queensland Board (trading as Racing Queensland) and provider are not responsible for the completeness or accuracy of any of the information contained herein, and makes no representations about its suitability for any purpose.

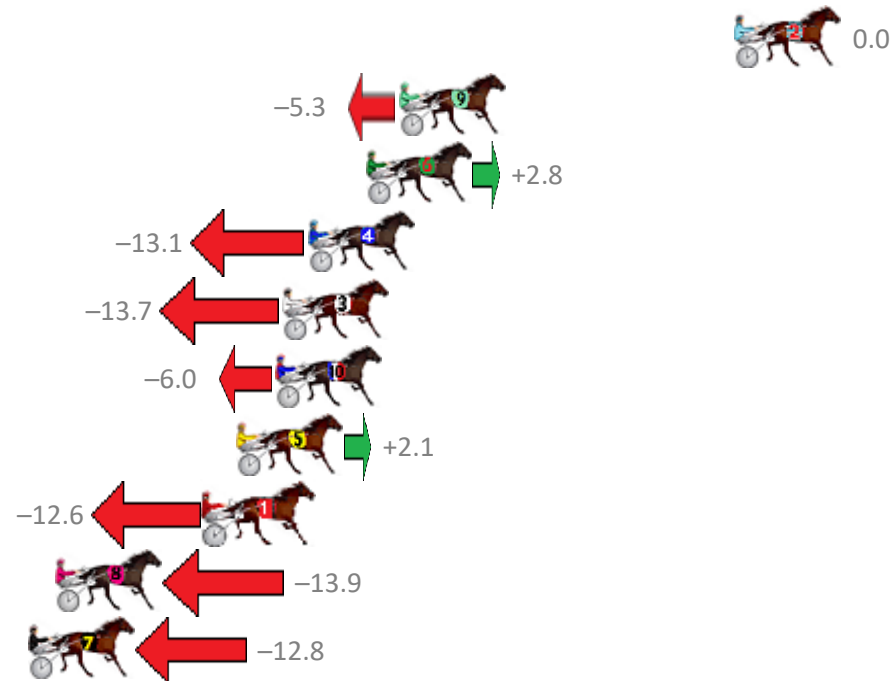
Albion Park Race 6 Distance 1660m

Thursday, 26 September 2019

Gross Time: 2:00.20 MileRate: 1:56.50 LeadTime: 3.40s First Qtr: 27.30s Second Qtr: 32.60s Third Qtr: 29.90s Fourth Qtr: 27.00s

NoHorse	Plc	Margin	Time	800Time (W)	400 Time (W)
2 RECIPE FOR DREAMING	1	0.0m	2:00.20	56.90s (0)	27.00s (0)
9 GEST AS SMART	2	13.3m	2:01.10	57.28s (1)	27.32s (1)
6 NICSTAR	3	14.6m	2:01.19	56.70s (1)	26.73s (1)
4 KAA NAPALI	4	16.9m	2:01.34	57.83s (1)	27.90s (1)
3 SWAFFHAM WATER	5	17.9m	2:01.41	57.87s (0)	27.86s (0)
10 I FOUND THE BEACH	6	18.2m	2:01.43	57.33s (1)	27.31s (1)
5 SO BOBS YOUR UNCLE	7	19.7m	2:01.53	56.75s (1)	26.75s (1)
1 LETHAL STAR	8	21.0m	2:01.62	57.80s (0)	27.72s (0)
8 COLOMBIAN GOLD	9	26.9m	2:02.02	57.89s (0)	27.75s (0)
7 COULDNT NOKHIMBAK	10	30.0m	2:02.22	57.81s (0)	27.62s (0)

Finish Position and metres gained from 800m



Sectionals
Powered by



Home of Australian Harness Sectionals

Get your sectionals delivered to your inbox daily

Check out www.pjdata.com.au



The Racing Queensland Board (trading as Racing Queensland) and provider are not responsible for the completeness or accuracy of any of the information contained herein, and makes no representations about its suitability for any purpose.

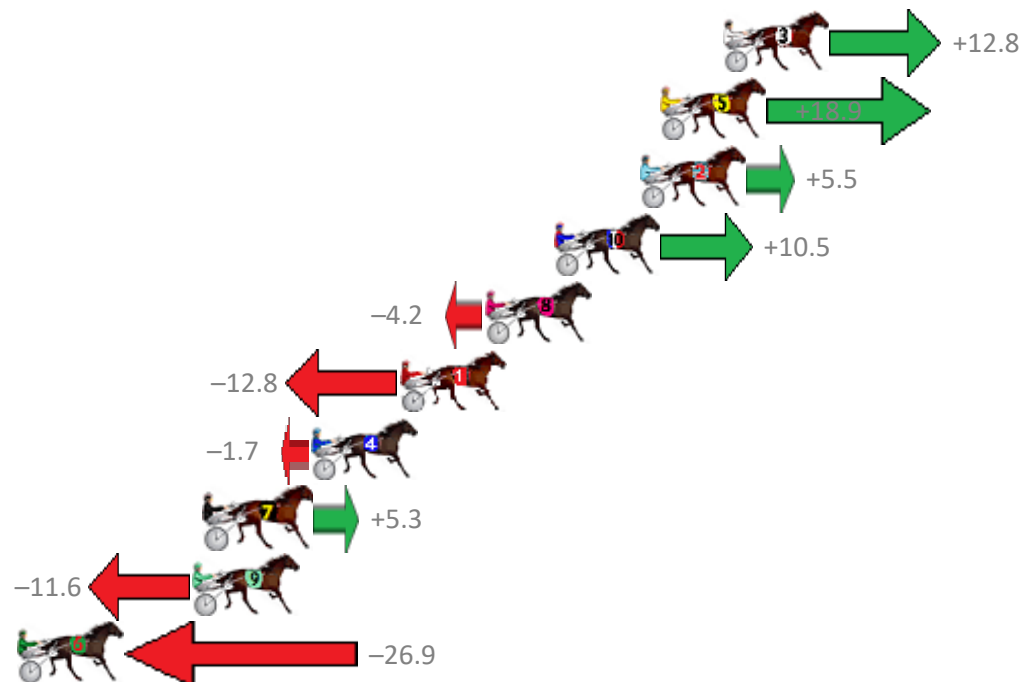
Albion Park Race 7 Distance 1660m

Thursday, 26 September 2019

Gross Time: 1:59.60 MileRate: 1:56.00 LeadTime: 3.30s First Qtr: 27.10s Second Qtr: 29.80s Third Qtr: 29.40s Fourth Qtr: 30.00s

NoHorse	Plc	Margin	Time	800Time (W)	400 Time (W)
3 CALL ME YOURS	1	0.0m	1:59.60	58.45s (1)	29.67s (2)
5 LIVE IN STYLE	2	2.5m	1:59.79	58.00s (1)	28.96s (2)
2 TELL THE FUTURE	3	3.3m	1:59.85	58.99s (1)	30.23s (1)
10 IM TOOT	4	6.7m	2:00.10	58.62s (1)	29.71s (2)
8 BUKTHSYSTEM	5	9.4m	2:00.31	59.71s (0)	30.33s (0)
1 RAFFERTY DELIGHTS	6	12.8m	2:00.56	60.35s (0)	30.96s (0)
4 ANNAS BEST	7	16.3m	2:00.82	59.53s (0)	30.34s (1)
7 SIR MACADOR	8	20.5m	2:01.14	59.01s (1)	30.31s (0)
9 IMA REGAL JET	9	21.0m	2:01.17	60.26s (0)	30.81s (0)
6 STUDLEIGH WILL	10	30.9m	2:01.92	61.40s (1)	31.75s (1)

Finish Position and metres gained from 800m



Sectionals
Powered by



Home of Australian Harness Sectionals

Get your sectionals delivered to your inbox daily

Check out www.pjdata.com.au



The Racing Queensland Board (trading as Racing Queensland) and provider are not responsible for the completeness or accuracy of any of the information contained herein, and makes no representations about its suitability for any purpose.

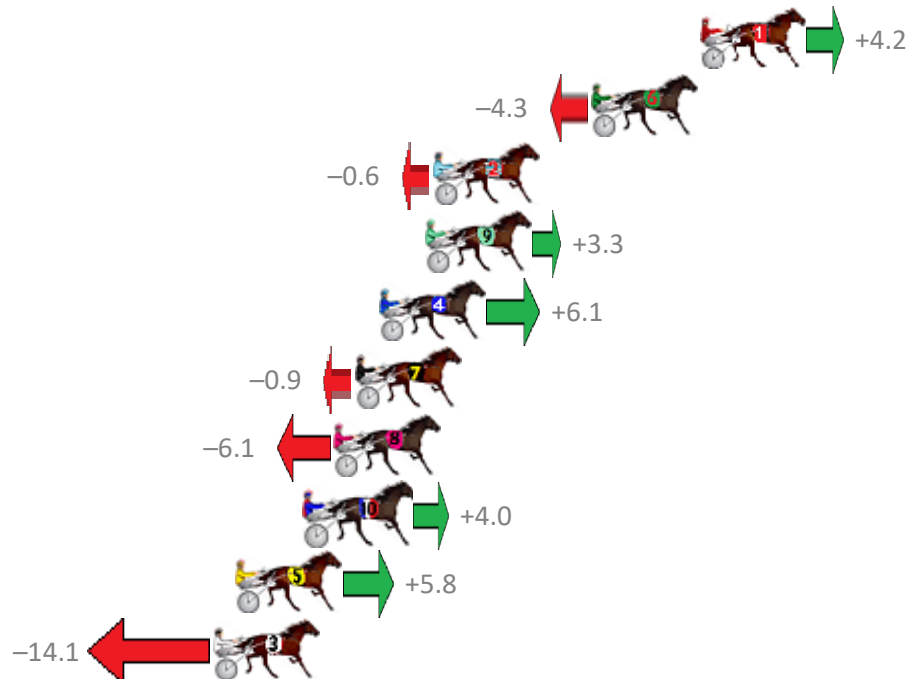
Albion Park Race 8 Distance 1660m

Thursday, 26 September 2019

Gross Time: 1:57.90 MileRate: 1:54.30 LeadTime: 3.30s First Qtr: 27.90s Second Qtr: 30.30s Third Qtr: 28.50s Fourth Qtr: 27.90s

No	Horse	Plc	Margin	Time	800Time (W)	400 Time (W)
1	WHOSTOLEMYPIGEON	1	0.0m	1:57.90	56.10s (0)	27.58s (0)
6	DONNY JONES	2	4.3m	1:58.20	56.70s (0)	28.20s (0)
2	COBALT BLUES	3	10.6m	1:58.64	56.44s (1)	28.00s (1)
9	MONUMENTAL	4	10.9m	1:58.66	56.17s (1)	28.33s (2)
4	JACKS GAMBIT	5	12.7m	1:58.79	55.97s (0)	27.80s (1)
7	MACH TORQUE	6	13.7m	1:58.86	56.46s (0)	27.93s (0)
8	HALF MOON BEACH	7	14.5m	1:58.91	56.83s (0)	28.30s (0)
10	MAJOR GENERALJUJON	8	15.6m	1:58.99	56.12s (1)	28.21s (2)
5	MONTANA CHIEF	9	18.4m	1:59.18	55.99s (1)	27.98s (2)
3	RANFURLY RULZ	10	19.3m	1:59.25	57.39s (1)	28.91s (1)

Finish Position and metres gained from 800m



Sectionals
Powered by



Home of Australian Harness Sectionals

Get your sectionals delivered to your inbox daily

Check out www.pjdata.com.au



The Racing Queensland Board (trading as Racing Queensland) and provider are not responsible for the completeness or accuracy of any of the information contained herein, and makes no representations about its suitability for any purpose.