

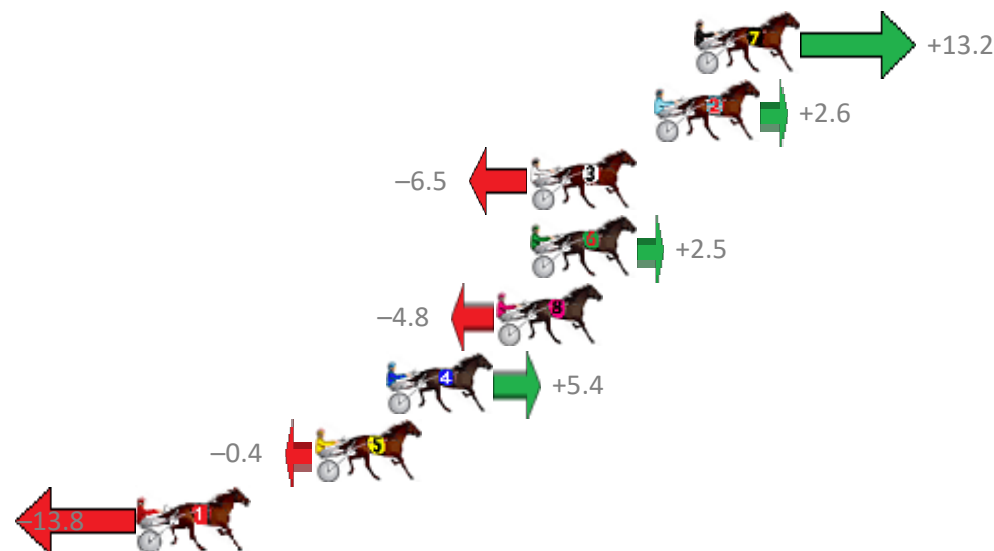
# Albion Park Race 1 Distance 2647m

Tuesday, 8 October 2019

Gross Time: 3:26.00 MileRate: 2:04.30 LeadTime: 83.80s First Qtr: 32.50s Second Qtr: 31.10s Third Qtr: 29.50s Fourth Qtr: 29.10s

NoHorse	Plc	Margin	Time	800Time (W)	400 Time (W)
7 IMAHE MAN	1	0.0m	3:26.00	57.63s (1)	28.53s (2)
2 MAJESTIC WHIZ	2	1.6m	3:26.12	58.41s (0)	28.91s (0)
3 DAY TOURER	3	6.5m	3:26.47	59.08s (0)	29.57s (0)
6 WHATABOYZ	4	6.5m	3:26.47	58.42s (0)	28.92s (0)
8 IM THE COMMANDO	5	7.8m	3:26.57	58.95s (1)	29.59s (1)
4 LAVROS SEGIL	6	12.2m	3:26.89	58.20s (1)	29.07s (2)
5 PRINCESS KATERINA	7	15.0m	3:27.09	58.63s (0)	29.03s (1)
1 MYRTLE BEACH	8	22.0m	3:27.60	59.61s (1)	29.94s (1)

Finish Position and metres gained from 800m



Sectionals  
Powered by



Home of Australian Harness Sectionals

Get your sectionals delivered to your inbox daily

Check out [www.pjdata.com.au](http://www.pjdata.com.au)



The Racing Queensland Board (trading as Racing Queensland) and provider are not responsible for the completeness or accuracy of any of the information contained herein, and makes no representations about its suitability for any purpose.

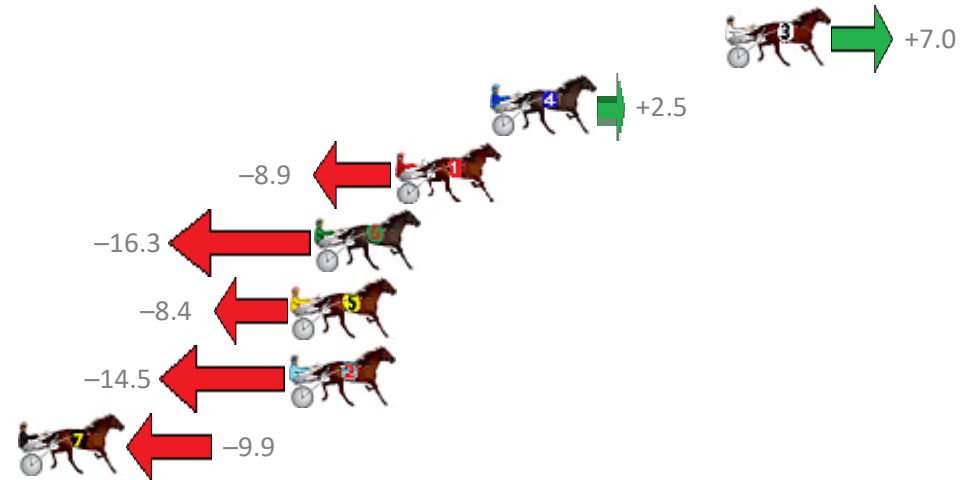
# Albion Park Race 2 Distance 2138m

Tuesday, 8 October 2019

Gross Time: 2:40.00 MileRate: 2:00.50 LeadTime: 38.50s First Qtr: 29.90s Second Qtr: 31.70s Third Qtr: 30.40s Fourth Qtr: 29.50s

NoHorse	Plc	Margin	Time	800Time (W)	400 Time (W)
3 WAVEDANCER	1	0.0m	2:40.00	59.38s (1)	29.34s (2)
4 SHEMOZZLE	2	9.3m	2:40.69	59.71s (1)	29.61s (1)
1 A ROCKNROLL LEGACY	3	13.1m	2:40.97	60.57s (0)	30.13s (0)
6 SUPREME BANNER	4	16.3m	2:41.20	61.12s (0)	30.70s (0)
5 BETTERTHAN TORQUE	5	17.2m	2:41.27	60.53s (0)	30.06s (0)
2 THATS FUNNY	6	17.3m	2:41.28	60.99s (1)	30.63s (1)
7 BERTILS FIREFOX	7	28.5m	2:42.10	60.64s (1)	30.97s (2)

Finish Position and metres gained from 800m



Sectionals  
Powered by



Home of Australian Harness Sectionals

Get your sectionals delivered to your inbox daily

Check out [www.pjdata.com.au](http://www.pjdata.com.au)



The Racing Queensland Board (trading as Racing Queensland) and provider are not responsible for the completeness or accuracy of any of the information contained herein, and makes no representations about its suitability for any purpose.

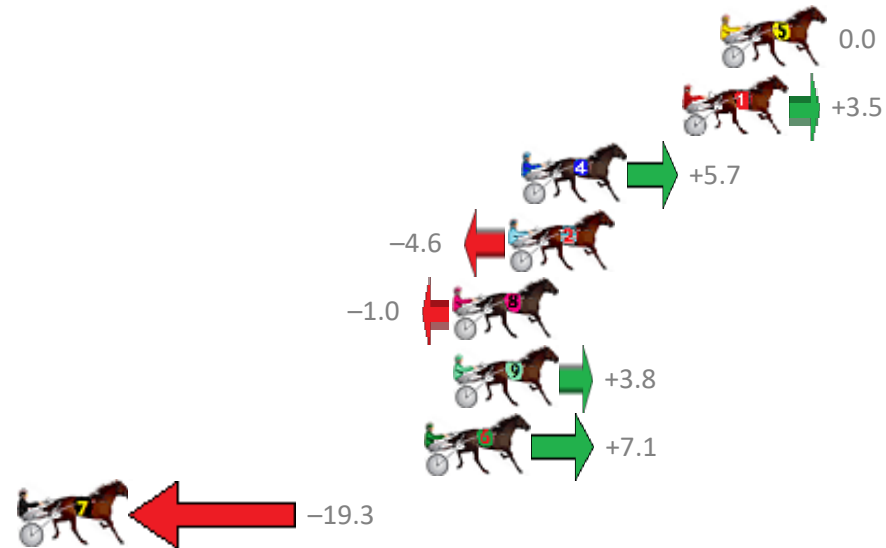
# Albion Park Race 3 Distance 1660m

Tuesday, 8 October 2019

Gross Time: 1:59.20 MileRate: 1:55.60 LeadTime: 3.40s First Qtr: 27.80s Second Qtr: 31.10s Third Qtr: 28.30s Fourth Qtr: 28.60s

NoHorse	Plc	Margin	Time	800Time (W)	400 Time (W)
5 THE CRUISE MISSILE	1	0.0m	1:59.20	56.90s (0)	28.60s (0)
1 OUR LITTLE GIRL	2	1.5m	1:59.31	56.65s (0)	28.34s (0)
4 NIKALONG HENRY	3	7.9m	1:59.76	56.49s (1)	28.12s (2)
2 SEA HAWKE	4	8.4m	1:59.80	57.23s (1)	28.86s (1)
8 BLUE SHARD	5	10.6m	1:59.96	56.97s (0)	28.61s (0)
9 DOOLITTLE DANDY	6	10.6m	1:59.96	56.63s (0)	28.30s (0)
6 MISS MIA	7	11.7m	2:00.04	56.40s (1)	27.99s (2)
7 CAMIVISTA	8	27.7m	2:01.18	58.27s (1)	29.77s (1)

Finish Position and metres gained from 800m



Sectionals  
Powered by



Home of Australian Harness Sectionals

Get your sectionals delivered to your inbox daily

Check out [www.pjdata.com.au](http://www.pjdata.com.au)



The Racing Queensland Board (trading as Racing Queensland) and provider are not responsible for the completeness or accuracy of any of the information contained herein, and makes no representations about its suitability for any purpose.

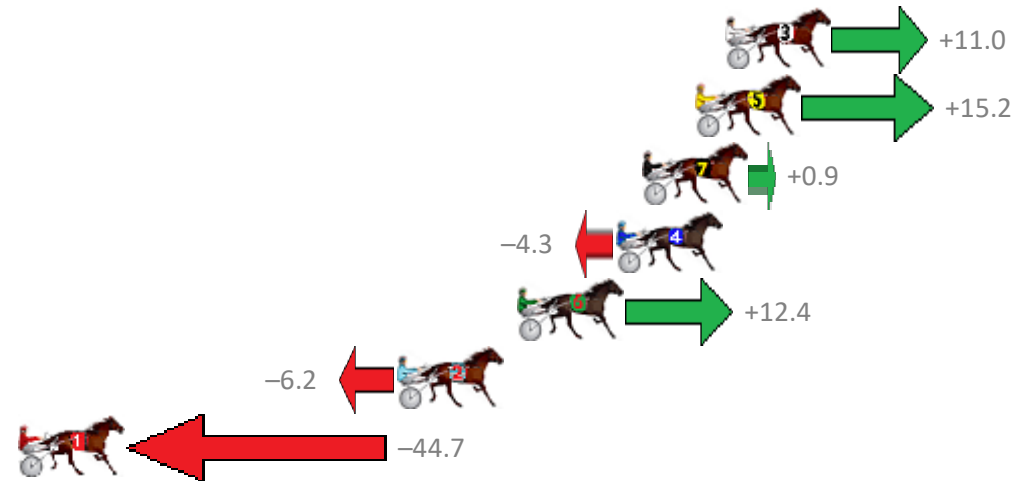
# Albion Park Race 4 Distance 1660m

Tuesday, 8 October 2019

Gross Time: 1:57.80 MileRate: 1:54.20 LeadTime: 3.30s First Qtr: 27.90s Second Qtr: 30.30s Third Qtr: 27.40s Fourth Qtr: 28.90s

NoHorse	Plc	Margin	Time	800Time (W)	400 Time (W)
3 RORY MACH	1	0.0m	1:57.80	55.53s (1)	27.67s (1)
5 OUR MELS DREAM	2	1.2m	1:57.89	55.23s (1)	27.37s (1)
7 CHANGE OF MIND	3	3.3m	1:58.04	56.24s (0)	28.83s (0)
4 DIVAS DELIGHT	4	4.3m	1:58.11	56.60s (0)	29.21s (0)
6 IM FREE FALLING	5	8.2m	1:58.39	55.43s (1)	27.50s (1)
2 MAKE MINE JOE	6	13.0m	1:58.74	56.74s (1)	28.68s (0)
1 LOMBO RANMILES	7	55.3m	2:01.80	59.45s (0)	30.42s (0)

Finish Position and metres gained from 800m



Sectionals  
Powered by



Home of Australian Harness Sectionals

Get your sectionals delivered to your inbox daily

Check out [www.pjdata.com.au](http://www.pjdata.com.au)



The Racing Queensland Board (trading as Racing Queensland) and provider are not responsible for the completeness or accuracy of any of the information contained herein, and makes no representations about its suitability for any purpose.

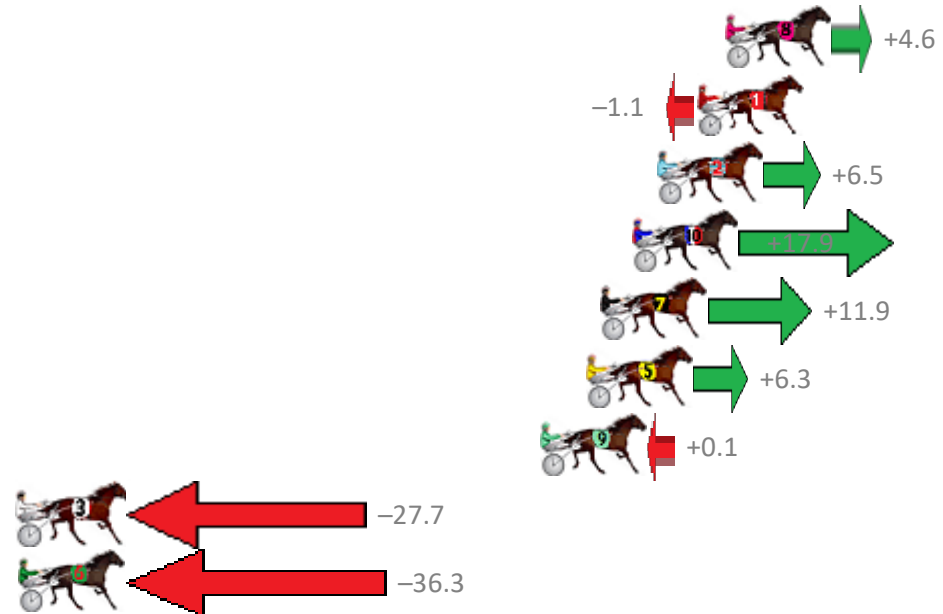
# Albion Park Race 5 Distance 2138m

Tuesday, 8 October 2019

Gross Time: 2:35.40 MileRate: 1:57.00 LeadTime: 37.50s First Qtr: 30.40s Second Qtr: 31.00s Third Qtr: 28.50s Fourth Qtr: 28.00s

NoHorse	Plc	Margin	Time	800Time (W)	400 Time (W)
8 IM NO OUTLAW	1	0.0m	2:35.40	56.18s (0)	27.66s (0)
1 SAINT KILDA BEACH	2	1.1m	2:35.48	56.58s (0)	28.08s (0)
2 WHERE'S THE SPIRIT	3	2.7m	2:35.59	56.04s (0)	27.53s (0)
10 OUR MEMPHIS MAC	4	3.7m	2:35.66	55.24s (1)	26.82s (1)
7 GODDESS JUJON	5	4.9m	2:35.74	55.66s (1)	27.24s (1)
5 MISS BLUE GLORY	6	5.5m	2:35.78	56.06s (1)	27.59s (2)
9 THE MONEY BALL	7	7.3m	2:35.91	56.49s (1)	27.81s (1)
3 BETTATHANIDEAL	8	30.3m	2:37.52	58.46s (1)	29.74s (1)
6 HALF MOON BEACH	9	50.9m	2:38.96	59.06s (0)	30.00s (0)

## Finish Position and metres gained from 800m



Sectionals  
Powered by



Home of Australian Harness Sectionals

Get your sectionals delivered to your inbox daily

Check out [www.pjdata.com.au](http://www.pjdata.com.au)



The Racing Queensland Board (trading as Racing Queensland) and provider are not responsible for the completeness or accuracy of any of the information contained herein, and makes no representations about its suitability for any purpose.

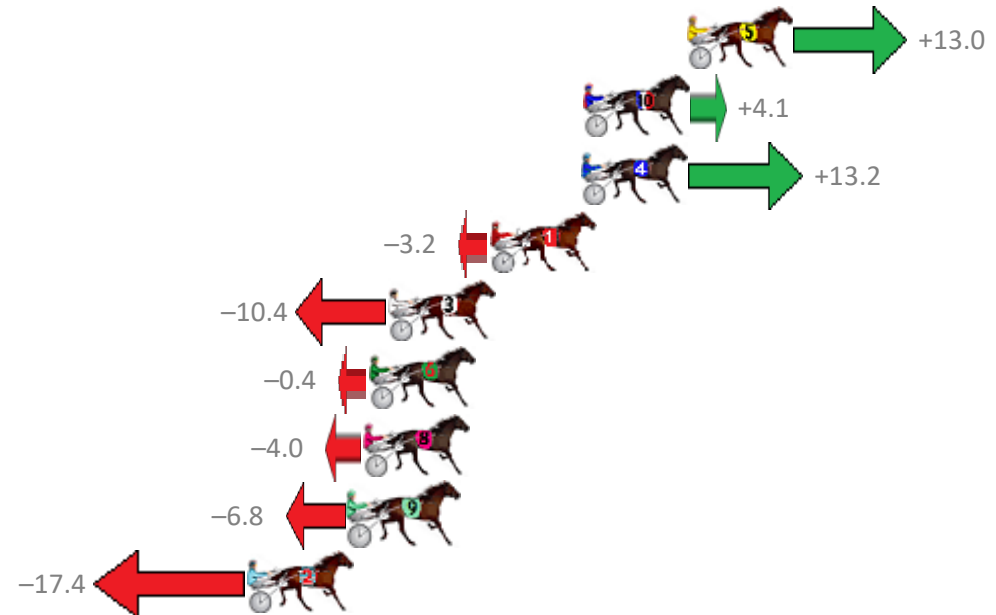
# Albion Park Race 6 Distance 1660m

Tuesday, 8 October 2019

Gross Time: 1:57.40 MileRate: 1:53.80 LeadTime: 3.40s First Qtr: 26.30s Second Qtr: 30.50s Third Qtr: 28.30s Fourth Qtr: 28.90s

NoHorse	Plc	Margin	Time	800Time (W)	400 Time (W)
5 NEWMERELLA SHARKIE	1	0.0m	1:57.40	56.27s (2)	28.58s (2)
10 BEAU CISHLOM	2	4.1m	1:57.70	56.91s (2)	29.20s (2)
4 WITH AUTHORITY	3	4.2m	1:57.70	56.26s (1)	28.55s (2)
1 IMA GRUMPY POSSUM	4	7.8m	1:57.96	57.43s (0)	28.87s (0)
3 MELANNA BEACH	5	11.8m	1:58.25	57.94s (1)	29.64s (1)
6 GASMONKEY	6	12.6m	1:58.31	57.23s (1)	28.94s (1)
8 IMA SEA STORM	7	12.8m	1:58.32	57.49s (0)	28.91s (0)
9 WEEDONS EXPRESS	8	13.4m	1:58.37	57.69s (1)	29.39s (1)
2 RUTHLESS ARMBRO	9	17.4m	1:58.66	58.44s (0)	29.93s (0)

Finish Position and metres gained from 800m



Sectionals  
Powered by



Home of Australian Harness Sectionals

Get your sectionals delivered to your inbox daily

Check out [www.pjdata.com.au](http://www.pjdata.com.au)



The Racing Queensland Board (trading as Racing Queensland) and provider are not responsible for the completeness or accuracy of any of the information contained herein, and makes no representations about its suitability for any purpose.

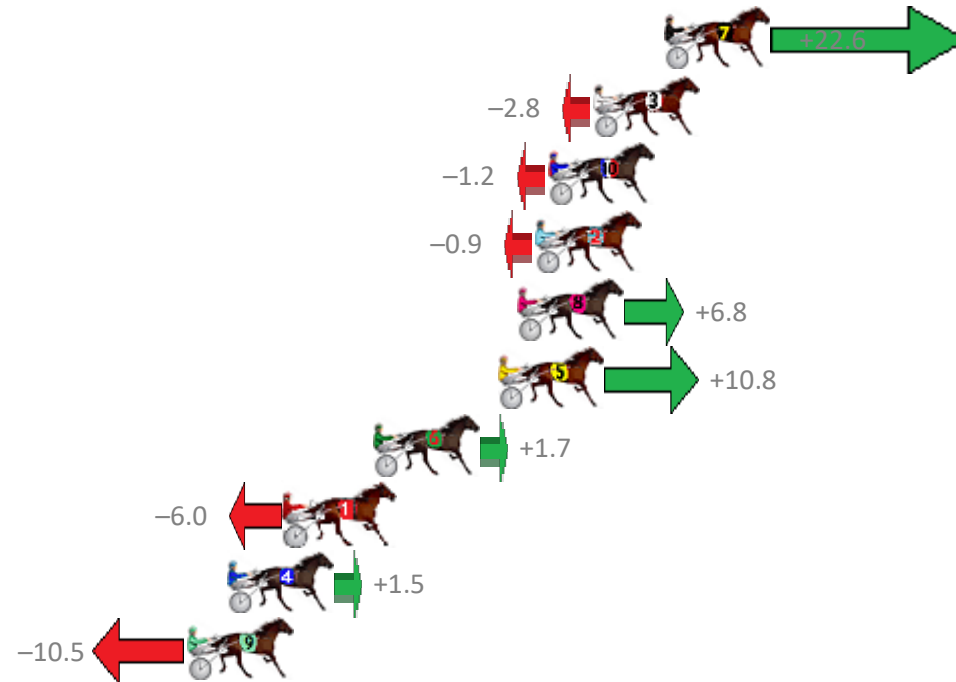
# Albion Park Race 7 Distance 1660m

Tuesday, 8 October 2019

Gross Time: 1:57.50 MileRate: 1:53.90 LeadTime: 3.40s First Qtr: 27.60s Second Qtr: 30.60s Third Qtr: 28.00s Fourth Qtr: 27.90s

NoHorse	Plc	Margin	Time	800Time (W)	400 Time (W)
7 SECRETAGENT TYCOON	1	0.0m	1:57.50	54.32s (1)	27.61s (2)
3 IM NORMA JEAN	2	2.8m	1:57.70	56.10s (0)	28.10s (0)
10 GUNRNEEDABIGRBOAT	3	4.6m	1:57.82	55.98s (1)	28.05s (1)
2 OUR DELIGHT	4	5.1m	1:57.86	55.96s (0)	27.96s (0)
8 SOLDIER OF FORTUNE	5	5.8m	1:57.90	55.42s (1)	27.20s (1)
5 GOTTA MOMENT	6	6.6m	1:57.96	55.15s (1)	27.55s (2)
6 OUR LITTLE DIGGER	7	11.5m	1:58.30	55.78s (0)	27.78s (0)
1 FLASH UNDER FIRE	8	15.0m	1:58.55	56.32s (0)	28.35s (0)
4 MACH TORQUE	9	17.3m	1:58.71	55.80s (0)	27.80s (0)
9 HOT DOGMA	10	18.9m	1:58.82	56.63s (1)	28.56s (1)

Finish Position and metres gained from 800m



Sectionals  
Powered by



Home of Australian Harness Sectionals

Get your sectionals delivered to your inbox daily

Check out [www.pjdata.com.au](http://www.pjdata.com.au)



The Racing Queensland Board (trading as Racing Queensland) and provider are not responsible for the completeness or accuracy of any of the information contained herein, and makes no representations about its suitability for any purpose.