

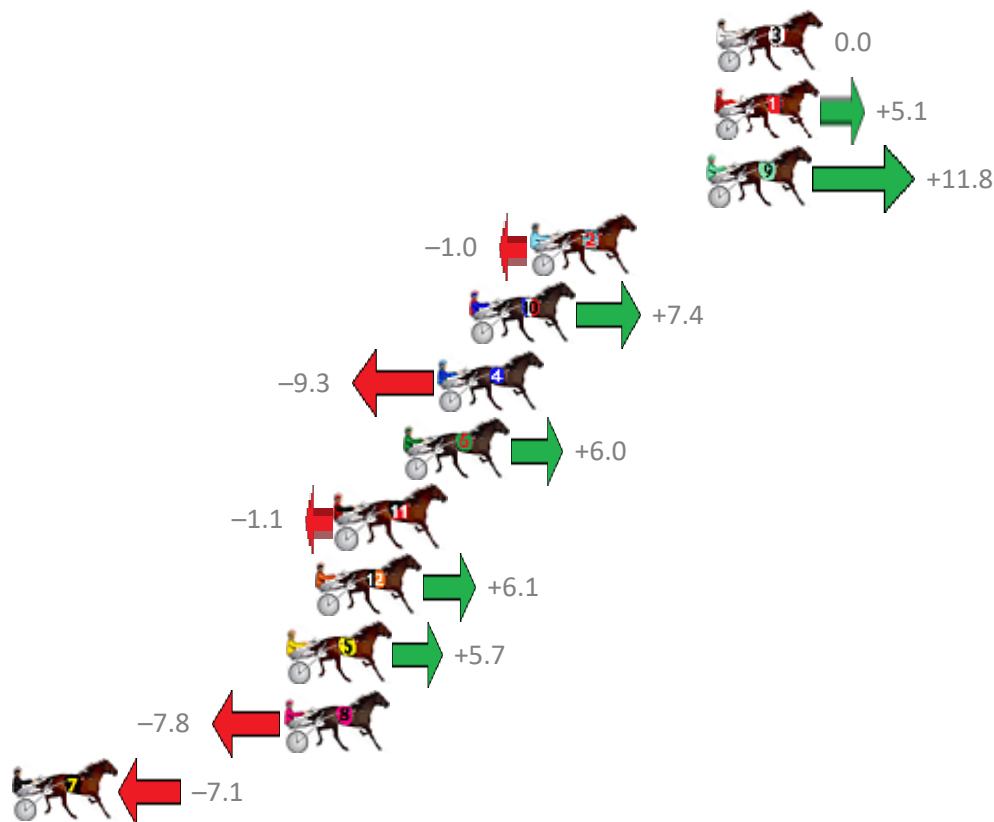
Albion Park Race 1 Distance 1660m

Saturday, 23 November 2019

Gross Time: 1:57.20 MileRate: 1:53.60 LeadTime: 3.40s First Qtr: 27.70s Second Qtr: 30.50s Third Qtr: 27.70s Fourth Qtr: 27.90s

No Horse	Plc	Margin	Time	800Time (W)	400 Time (W)
3 ARTHUR LOWE	1	0.0m	1:57.20	55.60s (0)	27.80s (0)
1 LIVING AGAIN	2	0.1m	1:57.21	55.25s (0)	27.46s (0)
9 JUSTALITTLE TORQUE	3	0.4m	1:57.23	54.78s (1)	27.93s (1)
2 KETUT	4	7.4m	1:57.72	55.67s (1)	27.82s (2)
10 THREE MUGS IN	5	9.8m	1:57.88	55.09s (1)	27.52s (2)
4 SIR JULIAN	6	11.1m	1:57.97	56.25s (1)	28.31s (1)
6 GOD SAKE	7	12.4m	1:58.06	55.18s (0)	27.50s (1)
11 OUTLAW FELLA	8	15.1m	1:58.25	55.68s (0)	27.68s (0)
12 MACEY JAYDE	9	15.9m	1:58.31	55.18s (1)	27.59s (2)
5 BIG BANG LEONARD	10	17.1m	1:58.39	55.20s (0)	27.50s (0)
8 LURAH	11	17.2m	1:58.40	56.14s (0)	28.22s (0)
7 WHATS THE CATCH	12	33.3m	1:59.52	56.09s (1)	28.56s (1)

Finish Position and metres gained from 800m



Sectionals
Powered by



Home of Australian Harness Sectionals

Get your sectionals delivered to your inbox daily

Check out www.pjdata.com.au



The Racing Queensland Board (trading as Racing Queensland) and provider are not responsible for the completeness or accuracy of any of the information contained herein, and makes no representations about its suitability for any purpose.

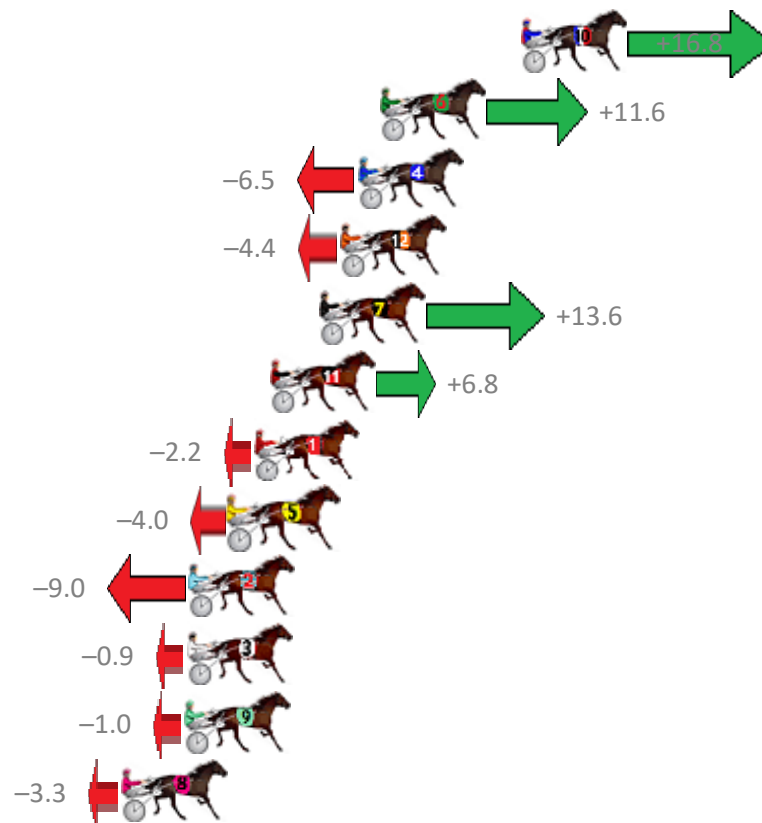
Albion Park Race 2 Distance 2138m

Saturday, 23 November 2019

Gross Time: 2:37.20 MileRate: 1:58.30 LeadTime: 38.50s First Qtr: 29.60s Second Qtr: 31.40s Third Qtr: 28.90s Fourth Qtr: 28.80s

No Horse	Plc	Margin	Time	800Time (W)	400 Time (W)
10 TIN ROOF RAIDER	1	0.0m	2:37.20	56.49s (2)	28.17s (2)
6 IM MAJOR HARRY	2	5.6m	2:37.60	56.86s (1)	27.92s (1)
4 FEELINGFORAMIRACLE	3	6.5m	2:37.67	58.17s (0)	29.27s (0)
12 AINTNOBETTOR	4	7.2m	2:37.72	58.02s (1)	29.07s (1)
7 CONVAIR HUSTLER	5	8.0m	2:37.78	56.72s (2)	28.40s (2)
11 CONDAFEW	6	10.0m	2:37.92	57.21s (0)	28.09s (0)
1 CC JONES	7	10.6m	2:37.96	57.86s (0)	28.81s (0)
5 ONLY IN ROME	8	11.6m	2:38.04	57.99s (1)	29.04s (1)
2 GRIZZLY MONTANA	9	13.2m	2:38.15	58.35s (0)	29.35s (0)
3 RANFURLY RULZ	10	13.3m	2:38.16	57.76s (1)	28.82s (1)
9 STORMONT STAR	11	13.4m	2:38.16	57.77s (2)	29.45s (2)
8 MONTANA CHIEF	12	15.9m	2:38.34	57.94s (0)	28.82s (0)

Finish Position and metres gained from 800m



Sectionals
Powered by



Home of Australian Harness Sectionals

Get your sectionals delivered to your inbox daily

Check out www.pjdata.com.au



The Racing Queensland Board (trading as Racing Queensland) and provider are not responsible for the completeness or accuracy of any of the information contained herein, and makes no representations about its suitability for any purpose.

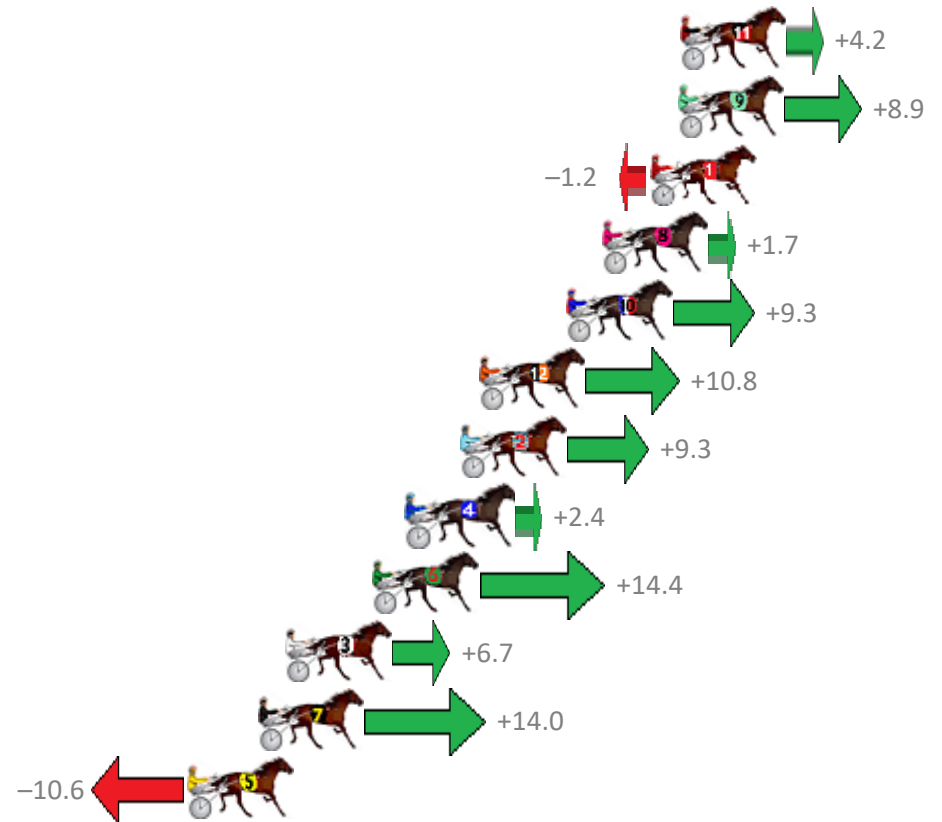
Albion Park Race 3 Distance 1660m

Saturday, 23 November 2019

Gross Time: 1:59.30 MileRate: 1:55.60 LeadTime: 3.50s First Qtr: 28.30s Second Qtr: 30.30s Third Qtr: 28.40s Fourth Qtr: 28.80s

No Horse	Plc	Margin	Time	800Time (W)	400 Time (W)
11 INVITE ONLY	1	0.0m	1:59.30	56.90s (1)	28.68s (1)
9 MY SECRET TORQUE	2	0.1m	1:59.31	56.56s (0)	28.00s (0)
1 SOULWRITER	3	1.2m	1:59.39	57.29s (0)	28.89s (0)
8 JANIES GOT A GUN	4	3.1m	1:59.52	57.08s (0)	28.52s (0)
10 CHINOOK WINDS	5	4.5m	1:59.62	56.54s (0)	28.02s (0)
12 ITS ALLABOUT ALICE	6	8.0m	1:59.88	56.43s (0)	27.86s (0)
2 PAY ME INTEREST	7	8.7m	1:59.93	56.54s (1)	27.94s (2)
4 STEVIE DEE	8	10.8m	2:00.08	57.03s (1)	28.45s (1)
6 GOALKICKER	9	12.2m	2:00.18	56.17s (1)	27.89s (2)
3 KAY NORA SHANNON	10	15.7m	2:00.43	56.72s (1)	28.20s (1)
7 RUNFORTHEROSES	11	16.8m	2:00.51	56.20s (1)	27.81s (2)
5 MATRON JUJON	12	19.6m	2:00.71	57.96s (1)	29.39s (1)

Finish Position and metres gained from 800m



Sectionals
Powered by



Home of Australian Harness Sectionals

Get your sectionals delivered to your inbox daily

Check out www.pjdata.com.au



The Racing Queensland Board (trading as Racing Queensland) and provider are not responsible for the completeness or accuracy of any of the information contained herein, and makes no representations about its suitability for any purpose.

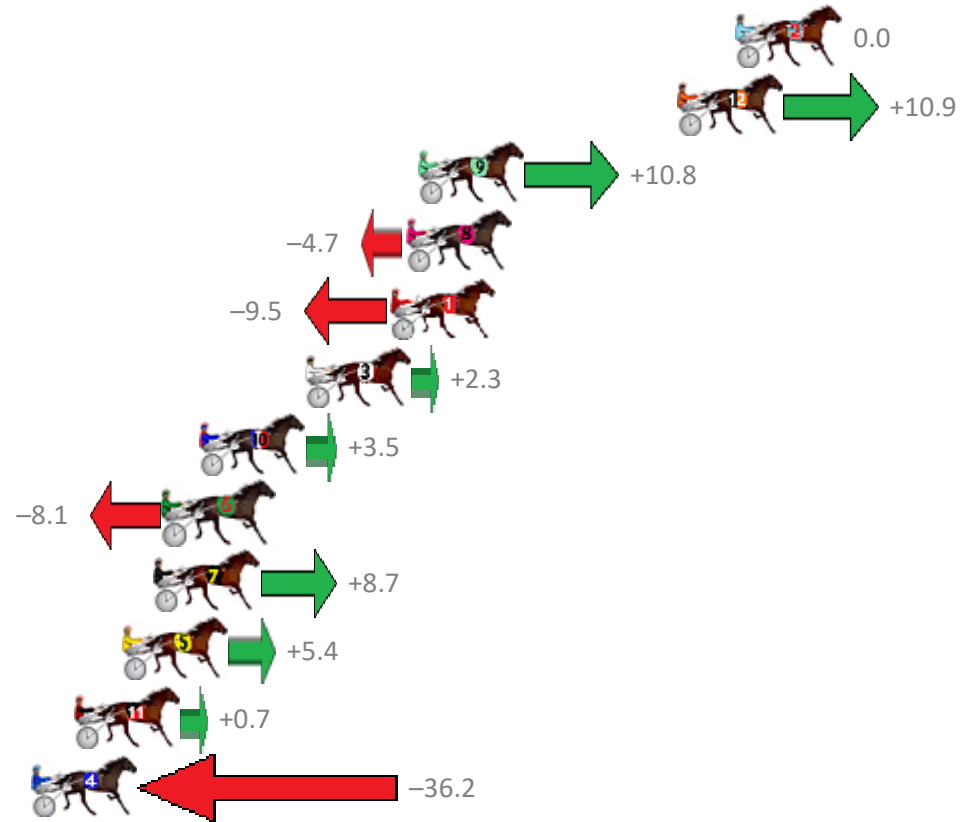
Albion Park Race 4 Distance 1660m

Saturday, 23 November 2019

Gross Time: 1:58.30 MileRate: 1:54.70 LeadTime: 3.40s First Qtr: 27.30s Second Qtr: 31.10s Third Qtr: 28.10s Fourth Qtr: 28.40s

No Horse	Plc	Margin	Time	800Time (W)	400 Time (W)
2 IMA TOP TYCOON	1	0.0m	1:58.30	56.50s (0)	28.40s (0)
12 ELMS CREEK	2	2.3m	1:58.46	55.73s (0)	27.56s (0)
9 KAPOW SHANNON	3	12.6m	1:59.19	55.74s (0)	27.92s (0)
8 MAFUTA VAUTIN	4	13.1m	1:59.23	56.83s (0)	28.62s (0)
1 RORY MACH	5	13.7m	1:59.27	57.17s (0)	28.98s (0)
3 MAKOA	6	17.1m	1:59.51	56.34s (1)	27.85s (1)
10 JUMPING JOLT	7	21.3m	1:59.81	56.25s (1)	27.81s (1)
6 KATNISS	8	22.7m	1:59.91	57.07s (1)	28.59s (1)
7 SEEUINNASHVILLE	9	23.1m	1:59.94	55.89s (2)	28.01s (2)
5 CHAPTER ONE	10	24.4m	2:00.03	56.12s (0)	28.26s (0)
11 ROYAL LINCOLN	11	26.3m	2:00.17	56.45s (2)	28.58s (2)
4 OUR BONDI BEACH	12	46.0m	2:01.57	59.06s (1)	30.76s (1)

Finish Position and metres gained from 800m



Sectionals
Powered by



Home of Australian Harness Sectionals

Get your sectionals delivered to your inbox daily

Check out www.pjdata.com.au



The Racing Queensland Board (trading as Racing Queensland) and provider are not responsible for the completeness or accuracy of any of the information contained herein, and makes no representations about its suitability for any purpose.

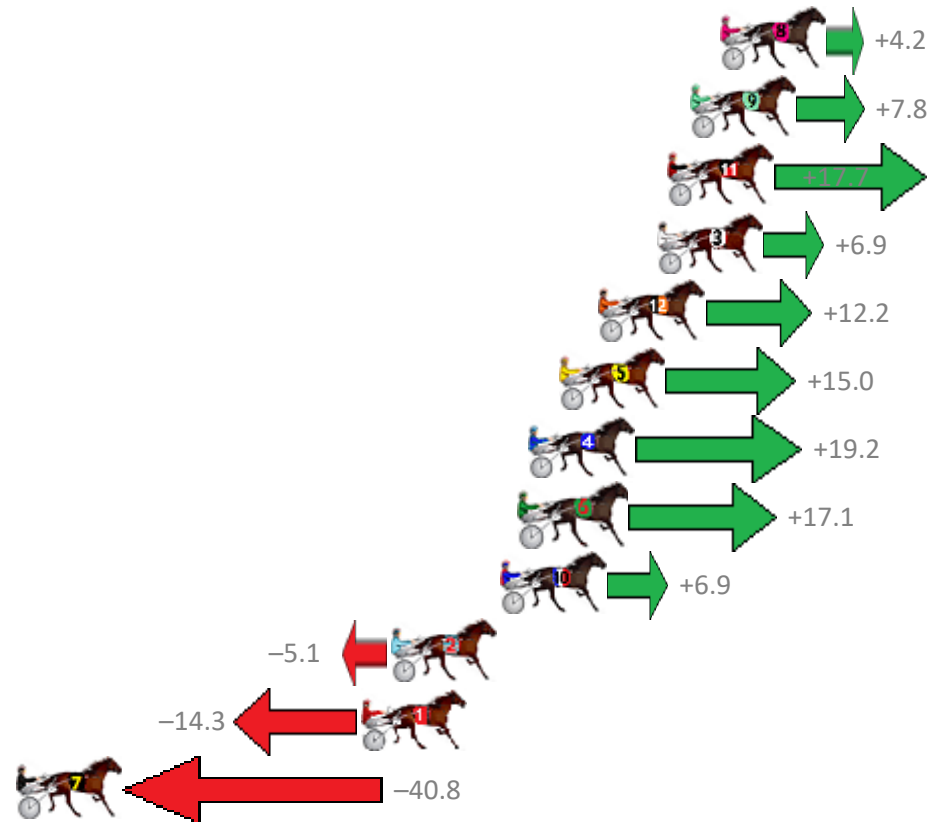
Albion Park Race 5 Distance 1660m

Saturday, 23 November 2019

Gross Time: 2:01.20 MileRate: 1:57.50 LeadTime: 3.40s First Qtr: 27.80s Second Qtr: 30.50s Third Qtr: 29.50s Fourth Qtr: 30.00s

No Horse	Plc	Margin	Time	800Time (W)	400 Time (W)
8 COBALT BLUES	1	0.0m	2:01.20	59.19s (0)	29.67s (0)
9 RAFFERTY DELIGHTS	2	1.2m	2:01.29	58.92s (0)	29.37s (0)
11 SHILAH	3	2.1m	2:01.36	58.18s (2)	29.47s (2)
3 BETTING BARON	4	2.5m	2:01.39	58.99s (2)	30.14s (1)
12 DONNY JONES	5	4.8m	2:01.56	58.59s (1)	28.84s (2)
5 BETTOR BECAUSE	6	6.4m	2:01.68	58.38s (0)	29.43s (0)
4 TRENT FROM PUNCHY	7	7.6m	2:01.77	58.07s (0)	29.20s (0)
6 OUR MEMPHIS MAC	8	7.9m	2:01.79	58.23s (1)	29.48s (2)
10 KARINYA MULLY	9	8.7m	2:01.85	58.99s (2)	30.25s (1)
2 COLOMBIAN GOLD	10	13.1m	2:02.18	59.88s (1)	29.66s (1)
1 MY WINGMAN	11	14.3m	2:02.27	60.56s (0)	31.07s (0)
7 PLAYNSERIOUS	12	43.8m	2:04.49	62.53s (1)	32.33s (1)

Finish Position and metres gained from 800m



Sectionals
Powered by



Home of Australian Harness Sectionals

Get your sectionals delivered to your inbox daily

Check out www.pjdata.com.au



The Racing Queensland Board (trading as Racing Queensland) and provider are not responsible for the completeness or accuracy of any of the information contained herein, and makes no representations about its suitability for any purpose.

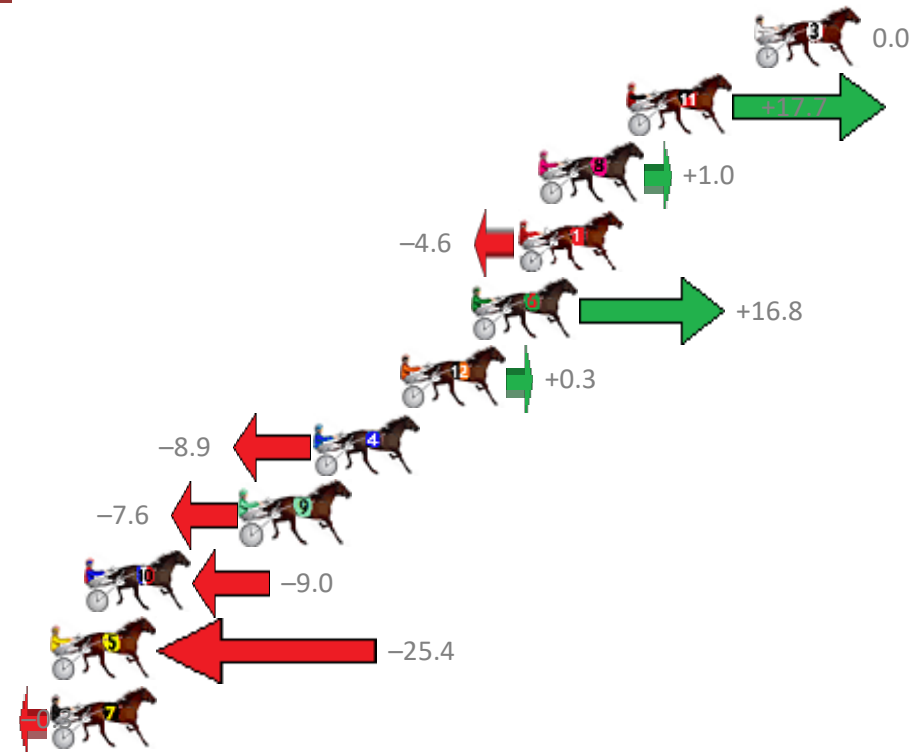
Albion Park Race 6 Distance 1660m

Saturday, 23 November 2019

Gross Time: 1:56.90 MileRate: 1:53.40 LeadTime: 3.40s First Qtr: 27.30s Second Qtr: 30.40s Third Qtr: 28.40s Fourth Qtr: 27.40s

No Horse	Plc	Margin	Time	800Time (W)	400 Time (W)
3 ALWAYS IN COMMAND	1	0.0m	1:56.90	55.80s (0)	27.40s (0)
11 MATTGREGOR	2	5.1m	1:57.25	54.57s (1)	27.39s (2)
8 CLARKEY	3	8.6m	1:57.49	55.73s (0)	27.19s (0)
1 SPIKE BROMAC	4	9.4m	1:57.54	56.12s (0)	27.63s (0)
6 ITALIAN DELIGHT	5	11.2m	1:57.67	54.63s (1)	27.40s (2)
12 DREAM TO SHARE	6	14.1m	1:57.87	55.78s (0)	27.23s (0)
4 CLARRY	7	17.5m	1:58.10	56.42s (1)	27.76s (1)
9 FIOKI	8	20.4m	1:58.30	56.33s (1)	27.63s (1)
10 WHISKEY BLAZE	9	26.6m	1:58.72	56.43s (1)	27.80s (2)
5 SALOON PASSAGE	10	29.6m	1:58.93	57.57s (1)	28.88s (1)
7 TULHURST ACE	11	32.5m	1:59.13	55.82s (1)	27.95s (3)

Finish Position and metres gained from 800m



Sectionals
Powered by



Home of Australian Harness Sectionals

Get your sectionals delivered to your inbox daily

Check out www.pjdata.com.au



The Racing Queensland Board (trading as Racing Queensland) and provider are not responsible for the completeness or accuracy of any of the information contained herein, and makes no representations about its suitability for any purpose.


Albion Park Race 7 Distance 2138m

Saturday, 23 November 2019

Gross Time: 2:36.60 MileRate: 1:57.90 LeadTime: 38.10s First Qtr: 30.60s Second Qtr: 31.70s Third Qtr: 28.50s Fourth Qtr: 27.70s

No Horse	Plc	Margin	Time	800Time (W)	400 Time (W)
11 SECRETAGENT TYCOON	1	0.0m	2:36.60	56.20s (0)	27.70s (0)
8 RUN BOY RUN	2	9.8m	2:37.28	56.21s (0)	27.67s (0)
10 ONE WISE MAN	3	12.7m	2:37.48	56.85s (1)	28.44s (1)
5 THATS HOW WEROLL	4	14.4m	2:37.60	55.61s (1)	27.12s (1)
1 SIR MACADOR	5	15.8m	2:37.69	56.96s (0)	28.39s (0)
4 CAPTAIN COSMONAUT	6	16.4m	2:37.74	56.44s (1)	27.92s (1)
9 MUCHO MACHO MAN	7	17.3m	2:37.80	56.45s (0)	27.83s (0)
12 FEEL THE REIGN	8	18.6m	2:37.89	56.21s (1)	27.70s (1)
2 READILY	9	19.3m	2:37.94	56.25s (0)	27.60s (0)
7 HARD TO HEAR	10	21.9m	2:38.12	55.83s (1)	27.33s (1)
3 GETARATTLEON	11	24.5m	2:38.30	57.35s (1)	28.77s (1)
6 MAJOR GENERALJUJON	12	25.0m	2:38.33	56.30s (0)	27.62s (0)

Finish Position and metres gained from 800m



Sectionals
Powered by



Home of Australian Harness Sectionals

Get your sectionals delivered to your inbox daily

Check out www.pjdata.com.au



The Racing Queensland Board (trading as Racing Queensland) and provider are not responsible for the completeness or accuracy of any of the information contained herein, and makes no representations about its suitability for any purpose.


Albion Park Race 8 Distance 1660m

Saturday, 23 November 2019

Gross Time: 2:00.60 MileRate: 1:56.90 LeadTime: 3.60s First Qtr: 27.40s Second Qtr: 31.10s Third Qtr: 29.50s Fourth Qtr: 29.00s

No Horse	Plc	Margin	Time	800Time (W)	400 Time (W)
12 LATE NIGHT DATE	1	0.0m	2:00.60	57.39s (2)	28.72s (3)
10 ALE ALE KAI	2	17.0m	2:01.83	58.84s (1)	29.93s (1)
3 RED LUCK	3	17.4m	2:01.86	59.67s (1)	30.26s (1)
4 LIVING GRAND	4	20.3m	2:02.07	59.57s (2)	30.43s (2)
11 BALLATOR THOR	5	23.2m	2:02.28	58.98s (1)	30.00s (2)
6 BIG IN AMERICA	6	25.6m	2:02.46	59.61s (0)	29.77s (1)
2 WILLBE DOC	7	26.2m	2:02.50	59.83s (1)	30.54s (0)
1 ONE LAST ROLL	8	26.7m	2:02.54	60.45s (0)	30.94s (0)
5 MONTANA LAD	9	34.9m	2:03.13	60.25s (2)	31.15s (2)
8 VADER	10	122.5m	2:09.48	67.03s (0)	36.50s (0)

Finish Position and metres gained from 800m



Sectionals
Powered by



Home of Australian Harness Sectionals

Get your sectionals delivered to your inbox daily

Check out www.pjdata.com.au



The Racing Queensland Board (trading as Racing Queensland) and provider are not responsible for the completeness or accuracy of any of the information contained herein, and makes no representations about its suitability for any purpose.

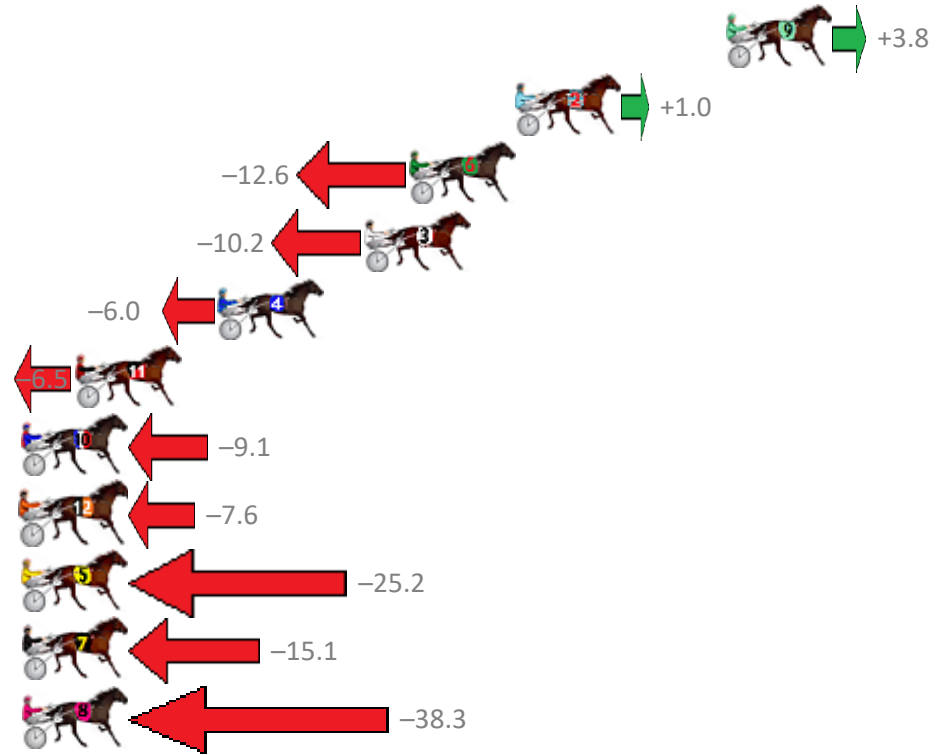
Albion Park Race 9 Distance 2138m

Saturday, 23 November 2019

Gross Time: 2:42.00 MileRate: 2:01.40 LeadTime: 41.70s First Qtr: 30.20s Second Qtr: 31.40s Third Qtr: 29.40s Fourth Qtr: 29.30s

No Horse	Plc	Margin	Time	800Time (W)	400 Time (W)
9 MAYBETOTHEMAX	1	0.0m	2:42.00	58.42s (1)	29.27s (1)
2 IVANOV	2	8.4m	2:42.62	58.63s (0)	29.24s (0)
6 SPIRIT WALKER	3	12.6m	2:42.92	59.62s (0)	30.22s (0)
3 ALS LAW	4	14.4m	2:43.05	59.45s (0)	30.02s (0)
4 JETER	5	20.2m	2:43.48	59.14s (0)	29.75s (0)
11 MISTER GUNSEN	6	25.9m	2:43.90	59.18s (0)	29.81s (0)
10 JUSTABITNOISY	7	28.1m	2:44.06	59.37s (1)	30.48s (2)
12 SOUTHERN ALPS	8	30.8m	2:44.26	59.26s (1)	30.16s (2)
5 LANSBURY	9	39.6m	2:44.90	60.55s (1)	30.71s (1)
7 FOURSHARESMOREBEE	10	40.5m	2:44.97	59.81s (0)	30.38s (0)
8 IM THE COMMANDO	11	46.5m	2:45.41	61.51s (1)	31.97s (1)

Finish Position and metres gained from 800m



Sectionals
Powered by



Home of Australian Harness Sectionals

Get your sectionals delivered to your inbox daily

Check out www.pjdata.com.au



The Racing Queensland Board (trading as Racing Queensland) and provider are not responsible for the completeness or accuracy of any of the information contained herein, and makes no representations about its suitability for any purpose.

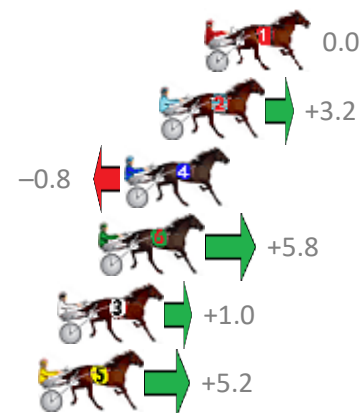
Albion Park Race 10 Distance 2138m

Saturday, 23 November 2019

Gross Time: 2:35.90 MileRate: 1:57.40 LeadTime: 38.40s First Qtr: 31.90s Second Qtr: 30.30s Third Qtr: 27.80s Fourth Qtr: 27.50s

No Horse	Plc	Margin	Time	800Time (W)	400 Time (W)
1 SMOOTH SHOWGIRL	1	0.0m	2:35.90	55.30s (0)	27.50s (0)
2 WATCH PULP FICTION	2	1.8m	2:36.02	55.08s (0)	27.29s (0)
4 HUGHIE GREEN	3	3.2m	2:36.12	55.36s (1)	27.51s (1)
6 MACH ALERT	4	4.2m	2:36.19	54.90s (0)	27.13s (0)
3 FAME ASSURED	5	5.8m	2:36.30	55.23s (1)	27.36s (1)
5 GLENFERRIE HOOD	6	6.6m	2:36.35	54.94s (1)	27.07s (1)

Finish Position and metres gained from 800m



Sectionals
Powered by



Home of Australian Harness Sectionals

Get your sectionals delivered to your inbox daily

Check out www.pjdata.com.au

