

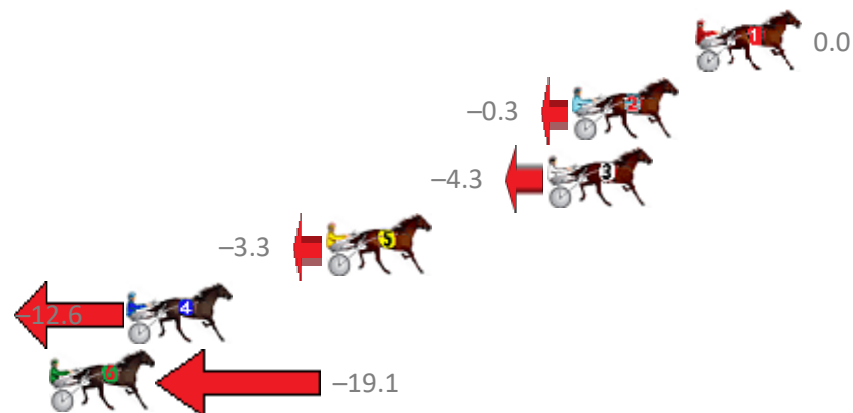
Albion Park Race 1 Distance 1660m

Tuesday, 31 December 2019

Gross Time: 1:57.50 MileRate: 1:53.90 LeadTime: 3.90s First Qtr: 28.00s Second Qtr: 29.90s Third Qtr: 28.30s Fourth Qtr: 27.40s

No Horse	Plc	Margin	Time	800Time (W)	400 Time (W)
1 JIGGLE AND JIVE	1	0.0m	1:57.50	55.70s (0)	27.40s (0)
2 ROCKS OR DIAMONDS	2	4.9m	1:57.84	55.72s (0)	27.42s (0)
3 OUR BALOU	3	5.9m	1:57.90	56.00s (1)	27.76s (1)
5 KYRONTA	4	14.7m	1:58.51	55.93s (1)	27.60s (1)
4 MEGA STAR	5	22.6m	1:59.05	56.58s (0)	28.22s (0)
6 INNOVATE WHO	6	25.7m	1:59.26	57.03s (1)	28.67s (1)

Finish Position and metres gained from 800m



Sectionals
Powered by



Home of Australian Harness Sectionals

Get your sectionals delivered to your inbox daily

Check out www.pjdata.com.au



The Racing Queensland Board (trading as Racing Queensland) and provider are not responsible for the completeness or accuracy of any of the information contained herein, and makes no representations about its suitability for any purpose.

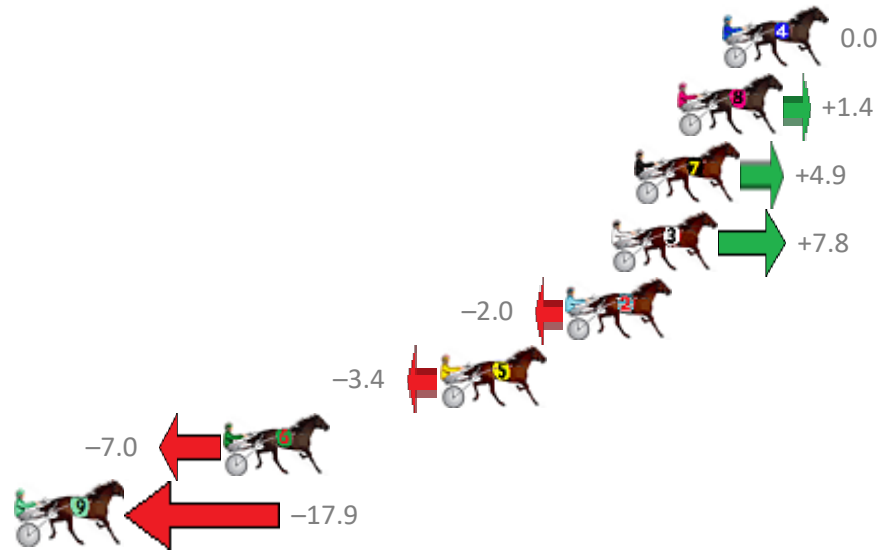
Albion Park Race 2 Distance 2647m

Tuesday, 31 December 2019

Gross Time: 3:22.30 MileRate: 2:02.50 LeadTime: 81.50s First Qtr: 30.90s Second Qtr: 31.30s Third Qtr: 28.90s Fourth Qtr: 29.70s

No Horse	Plc	Margin	Time	800Time (W)	400 Time (W)
4 IM THE COMMANDO	1	0.0m	3:22.30	58.60s (0)	29.70s (0)
8 MATATOKI	2	1.8m	3:22.43	58.50s (1)	29.74s (1)
7 ALS LAW	3	3.5m	3:22.56	58.24s (0)	29.19s (0)
3 ROSEHILL MAGIC	4	4.4m	3:22.63	58.03s (1)	29.76s (2)
2 LANSBURY	5	6.2m	3:22.76	58.75s (0)	29.71s (0)
5 MUSCULUS	6	11.2m	3:23.13	58.85s (1)	29.97s (1)
6 SCORCHED	7	19.8m	3:23.77	59.11s (0)	30.23s (1)
9 SPRINGBANK EDEN	8	34.5m	3:24.86	59.91s (1)	31.62s (2)

Finish Position and metres gained from 800m



Sectionals
Powered by



Home of Australian Harness Sectionals

Get your sectionals delivered to your inbox daily

Check out www.pjdata.com.au



The Racing Queensland Board (trading as Racing Queensland) and provider are not responsible for the completeness or accuracy of any of the information contained herein, and makes no representations about its suitability for any purpose.

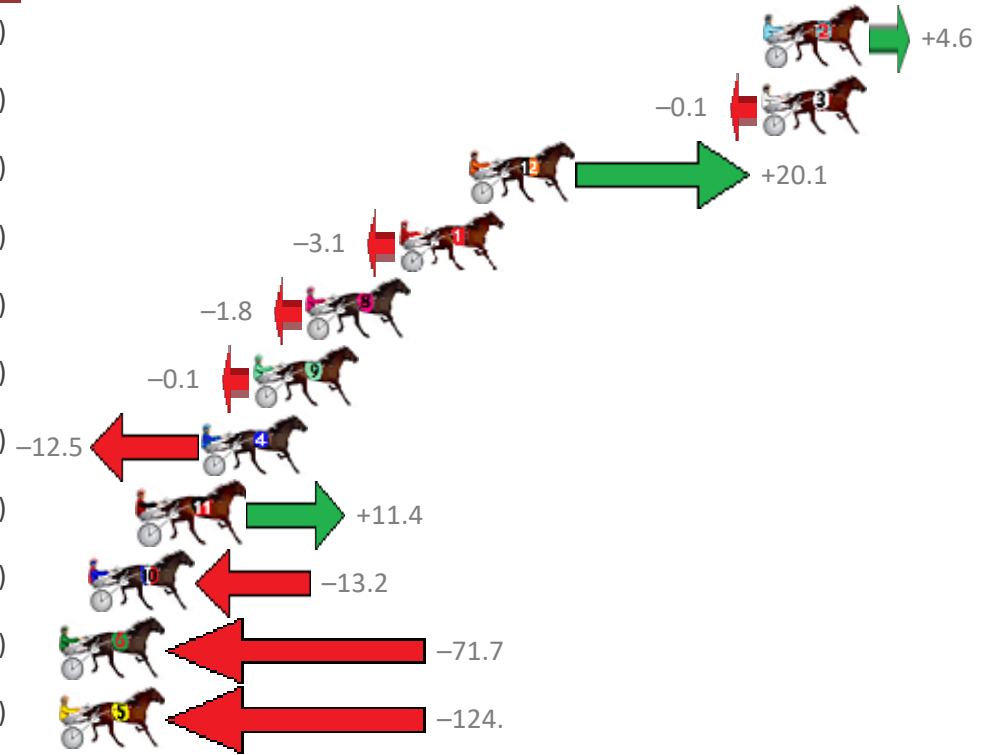
Albion Park Race 3 Distance 2138m

Tuesday, 31 December 2019

Gross Time: 2:42.60 MileRate: 2:02.40 LeadTime: 42.80s First Qtr: 30.50s Second Qtr: 30.40s Third Qtr: 29.10s Fourth Qtr: 29.80s

No Horse	Plc	Margin	Time	800Time (W)	400 Time (W)
2 LAVROS SEGIL	1	0.0m	2:42.60	58.56s (0)	29.46s (0)
3 DOWN UNDER RORS	2	0.1m	2:42.61	58.91s (0)	29.81s (0)
12 JEDDY R YA READY	3	11.7m	2:43.47	57.42s (1)	29.03s (1)
1 HAVANA MAGIC	4	14.5m	2:43.68	59.13s (1)	30.33s (1)
8 BOURBONONTHEROCK	5	18.2m	2:43.96	59.03s (1)	30.38s (2)
9 KAPAI	6	20.3m	2:44.11	58.91s (2)	30.22s (2)
4 NORAHS FLING	7	22.3m	2:44.26	59.82s (0)	30.69s (0)
11 HEART OF CHANGE	8	24.8m	2:44.45	58.06s (1)	29.38s (0)
10 AVEROSS DON	9	26.8m	2:44.60	59.87s (2)	31.38s (2)
6 SKYLINE	10	151.7m	2:53.90	64.18s (0)	32.91s (0)
5 ONE MUSCLE HILL	11	174.7m	2:55.62	68.08s (2)	35.37s (0)

Finish Position and metres gained from 800m



Sectionals
Powered by



Home of Australian Harness Sectionals

Get your sectionals delivered to your inbox daily

Check out www.pjdata.com.au



The Racing Queensland Board (trading as Racing Queensland) and provider are not responsible for the completeness or accuracy of any of the information contained herein, and makes no representations about its suitability for any purpose.

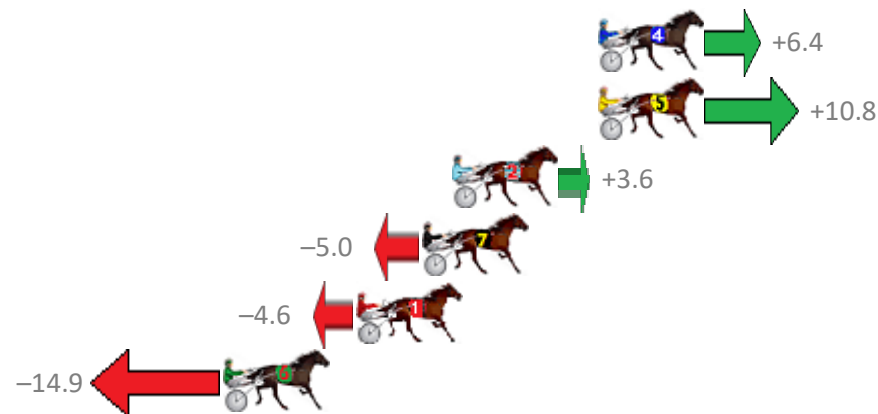
Albion Park Race 4 Distance 1660m

Tuesday, 31 December 2019

Gross Time: 1:54.50 MileRate: 1:51.00 LeadTime: 3.40s First Qtr: 27.30s Second Qtr: 29.40s Third Qtr: 26.80s Fourth Qtr: 27.60s

No Horse	Plc	Margin	Time	800Time (W)	400 Time (W)
4 BIG BANG LEONARD	1	0.0m	1:54.50	53.96s (1)	27.24s (1)
5 THE SPACE INVADER	1	0.0m	1:54.50	53.67s (1)	26.95s (1)
2 BEEF CITY BLAZE	3	5.8m	1:54.90	54.16s (0)	27.38s (0)
7 BODHI TREE	4	7.0m	1:54.98	54.74s (1)	28.03s (1)
1 RECIPE FOR DREAMING	5	9.6m	1:55.16	54.71s (0)	27.93s (0)
6 SPIKE BROMAC	6	14.9m	1:55.53	55.41s (0)	28.63s (0)

Finish Position and metres gained from 800m



Sectionals
Powered by



Home of Australian Harness Sectionals

Get your sectionals delivered to your inbox daily

Check out www.pjdata.com.au



The Racing Queensland Board (trading as Racing Queensland) and provider are not responsible for the completeness or accuracy of any of the information contained herein, and makes no representations about its suitability for any purpose.

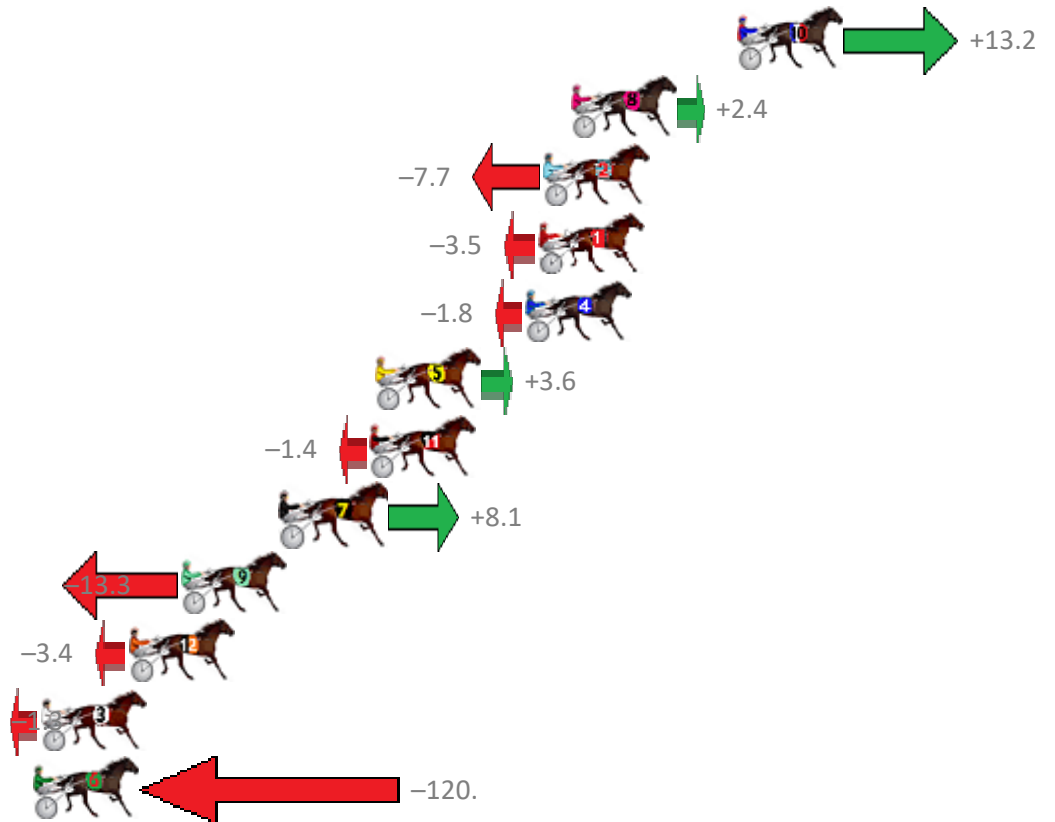
Albion Park Race 5 Distance 2138m

Tuesday, 31 December 2019

Gross Time: 2:36.30 MileRate: 1:57.60 LeadTime: 37.90s First Qtr: 30.40s Second Qtr: 31.30s Third Qtr: 28.60s Fourth Qtr: 28.10s

No Horse	Plc	Margin	Time	800Time (W)	400 Time (W)
10 TIZ A SIZZLER	1	0.0m	2:36.30	55.76s (2)	27.51s (2)
8 FEEL LIKE DANCIN	2	6.6m	2:36.76	56.53s (0)	27.85s (0)
2 DEVOUGED	3	7.7m	2:36.84	57.25s (0)	28.64s (0)
1 HUGHIES SISTER	4	7.9m	2:36.85	56.95s (0)	28.33s (0)
4 JUST JOSHIN	5	8.4m	2:36.89	56.83s (1)	27.80s (2)
5 OASIS DREAM	6	14.4m	2:37.31	56.44s (2)	28.20s (3)
11 CC JONES	7	14.6m	2:37.33	56.80s (0)	28.20s (0)
7 EULO FLYER	8	18.1m	2:37.57	56.13s (1)	28.16s (2)
9 JOVIAL JULIE	9	22.1m	2:37.85	57.64s (2)	29.36s (1)
12 PRINCE JOY	10	24.2m	2:38.00	56.94s (1)	28.68s (1)
3 REMEMBER ME NOW	11	27.7m	2:38.25	56.79s (0)	28.64s (0)
6 SIXPENNY RED	12	122.9m	2:44.93	65.24s (1)	36.09s (1)

Finish Position and metres gained from 800m



Sectionals
Powered by



Home of Australian Harness Sectionals

Get your sectionals delivered to your inbox daily

Check out www.pjdata.com.au



The Racing Queensland Board (trading as Racing Queensland) and provider are not responsible for the completeness or accuracy of any of the information contained herein, and makes no representations about its suitability for any purpose.

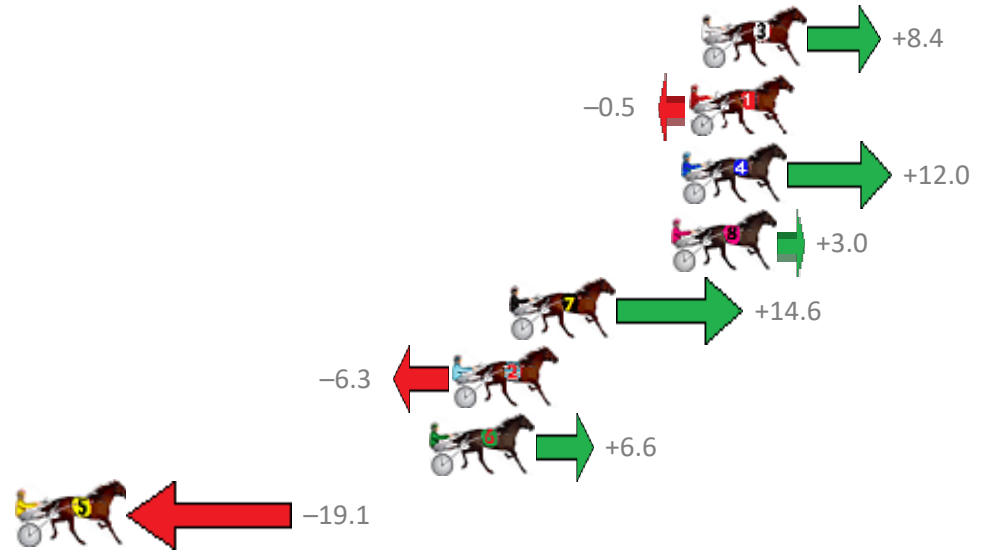
Albion Park Race 6 Distance 1660m

Tuesday, 31 December 2019

Gross Time: 1:57.20 MileRate: 1:53.70 LeadTime: 3.30s First Qtr: 26.70s Second Qtr: 29.20s Third Qtr: 28.80s Fourth Qtr: 29.20s

No Horse	Plc	Margin	Time	800Time (W)	400 Time (W)
3 CHANGE OF MIND	1	0.0m	1:57.20	57.39s (0)	28.57s (0)
1 COURAGEOUS LEO	2	0.5m	1:57.24	58.04s (0)	29.24s (0)
4 GASMONKEY	3	0.8m	1:57.26	57.13s (1)	28.21s (1)
8 SWEET AS	4	1.2m	1:57.29	57.78s (0)	28.97s (0)
7 SIR JULIAN	5	7.6m	1:57.75	56.94s (1)	28.81s (0)
2 BRADS LUCK	6	9.9m	1:57.92	58.46s (1)	29.56s (1)
6 OUTLAW FELLA	7	10.8m	1:57.99	57.52s (1)	29.32s (2)
5 CHAPTER ONE	8	27.1m	1:59.18	59.38s (1)	30.48s (1)

Finish Position and metres gained from 800m



Sectionals
Powered by



Home of Australian Harness Sectionals

Get your sectionals delivered to your inbox daily

Check out www.pjdata.com.au



The Racing Queensland Board (trading as Racing Queensland) and provider are not responsible for the completeness or accuracy of any of the information contained herein, and makes no representations about its suitability for any purpose.

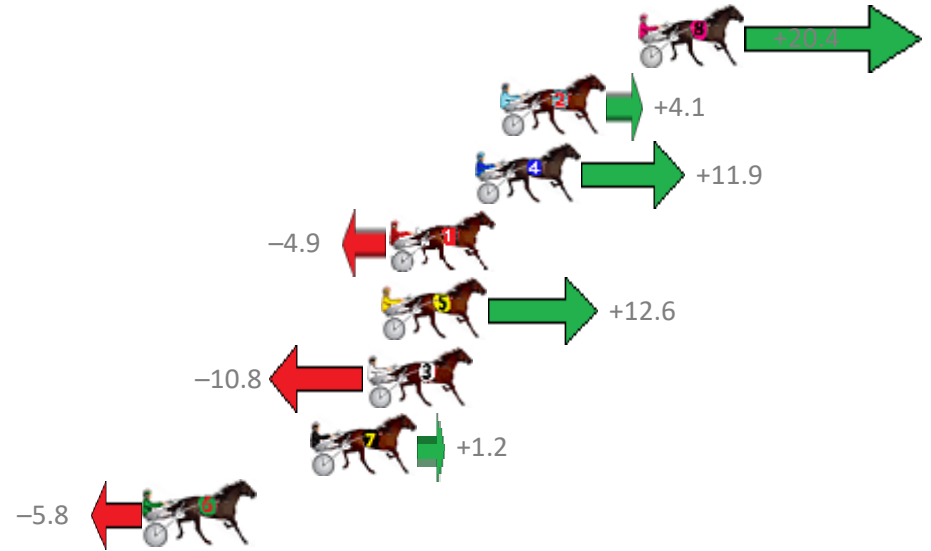
Albion Park Race 7 Distance 2138m

Tuesday, 31 December 2019

Gross Time: 2:34.20 MileRate: 1:56.00 LeadTime: 36.90s First Qtr: 29.60s Second Qtr: 29.20s Third Qtr: 29.10s Fourth Qtr: 29.40s

No Horse	Plc	Margin	Time	800Time (W)	400 Time (W)
8 GOTTA MOMENT	1	0.0m	2:34.20	57.01s (0)	28.61s (0)
2 COBBLER LANE	2	5.5m	2:34.60	58.20s (0)	29.70s (1)
4 GODDESS JUJON	3	6.5m	2:34.68	57.63s (1)	29.61s (2)
1 IFOUNDTHEBEACH	4	9.9m	2:34.93	58.86s (0)	29.79s (0)
5 ARK ME	5	10.2m	2:34.95	57.58s (1)	29.05s (1)
3 RUNFORTHEROSES	6	10.8m	2:34.99	59.29s (0)	30.19s (0)
7 MACHIN OUT	7	13.0m	2:35.16	58.41s (0)	29.64s (1)
6 CAESARS ASTRUM	8	19.6m	2:35.64	58.92s (1)	30.03s (2)

Finish Position and metres gained from 800m



Sectionals
Powered by



Home of Australian Harness Sectionals

Get your sectionals delivered to your inbox daily

Check out www.pjdata.com.au



The Racing Queensland Board (trading as Racing Queensland) and provider are not responsible for the completeness or accuracy of any of the information contained herein, and makes no representations about its suitability for any purpose.

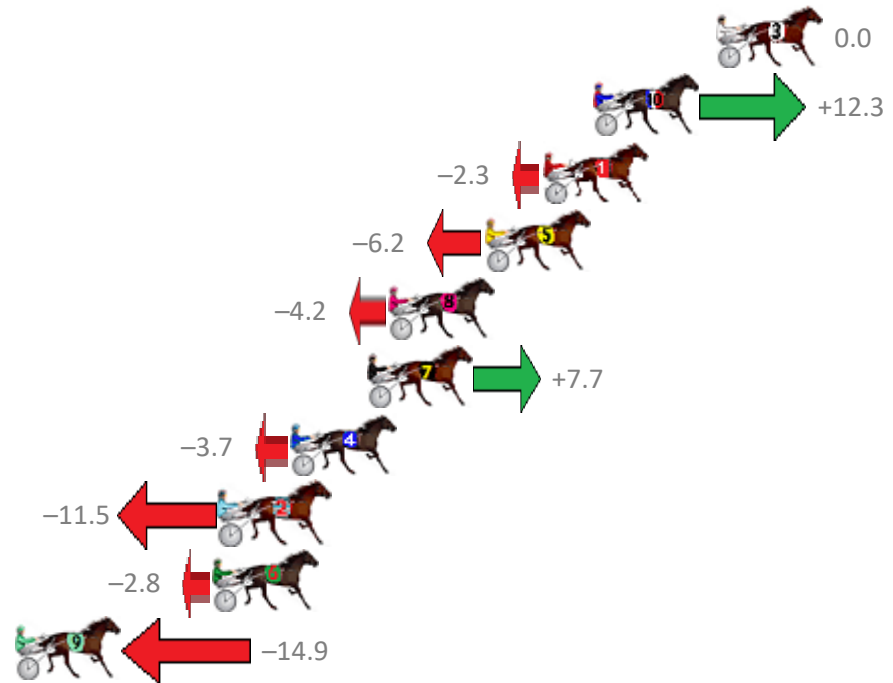
Albion Park Race 8 Distance 1660m

Tuesday, 31 December 2019

Gross Time: 1:59.90 MileRate: 1:56.30 LeadTime: 3.30s First Qtr: 28.50s Second Qtr: 31.20s Third Qtr: 28.20s Fourth Qtr: 28.70s

No Horse	Plc	Margin	Time	800Time (W)	400 Time (W)
3 BETTERTHANSPRAYING	1	0.0m	1:59.90	56.90s (0)	28.70s (0)
10 STREET APPEAL	2	4.9m	2:00.25	56.03s (1)	28.15s (3)
1 IFYOUBELIEVE	3	6.9m	2:00.40	57.06s (0)	28.81s (0)
5 WHITEHAVEN LASS	4	9.2m	2:00.56	57.34s (1)	29.14s (1)
8 MOLLY MONTANA	5	13.0m	2:00.83	57.20s (0)	28.90s (0)
7 VENUS JUJON	6	13.9m	2:00.90	56.35s (1)	28.41s (1)
4 WECANONLYHOPE	7	16.9m	2:01.11	57.16s (0)	28.74s (0)
2 ROCK THE HOUSE	8	19.7m	2:01.31	57.72s (1)	29.47s (1)
6 MODERNDAY FALCON	9	20.0m	2:01.33	57.10s (0)	29.19s (1)
9 PRETTYINTHEOUTBACK	10	27.9m	2:01.90	57.96s (1)	29.91s (2)

Finish Position and metres gained from 800m



Sectionals
Powered by



Home of Australian Harness Sectionals

Get your sectionals delivered to your inbox daily

Check out www.pjdata.com.au



The Racing Queensland Board (trading as Racing Queensland) and provider are not responsible for the completeness or accuracy of any of the information contained herein, and makes no representations about its suitability for any purpose.

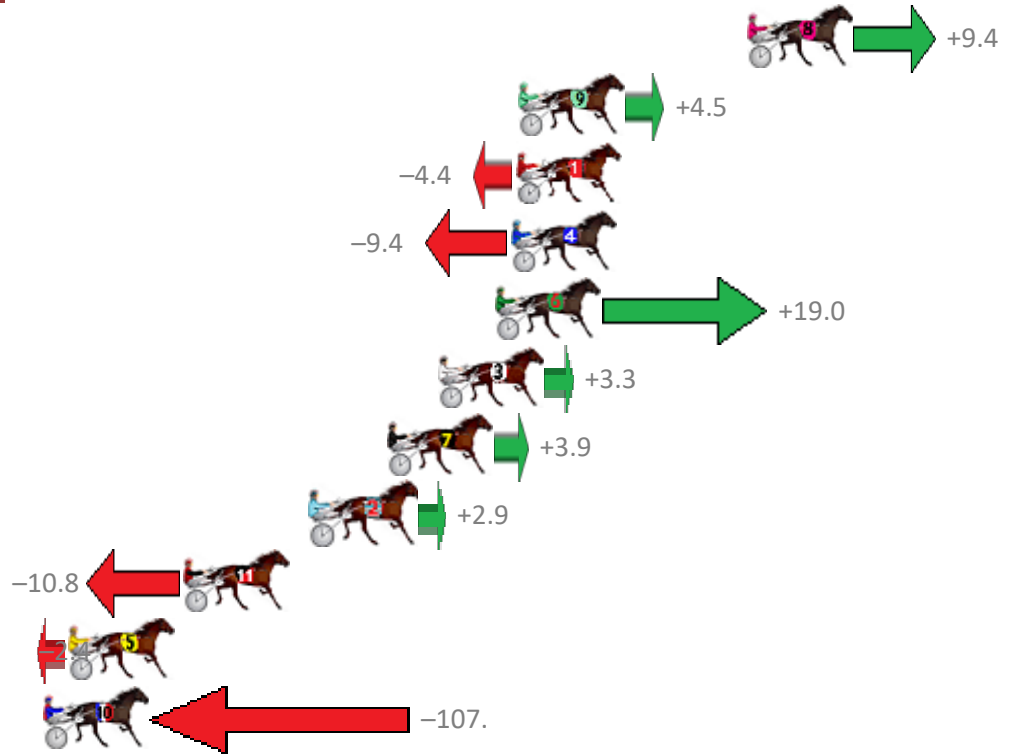
Albion Park Race 9 Distance 1660m

Tuesday, 31 December 2019

Gross Time: 1:58.80 MileRate: 1:55.20 LeadTime: 3.40s First Qtr: 27.80s Second Qtr: 29.90s Third Qtr: 28.90s Fourth Qtr: 28.80s

No Horse	Plc	Margin	Time	800Time (W)	400 Time (W)
8 ALL GOOD WALLY	1	0.0m	1:58.80	57.02s (0)	28.07s (1)
9 THANKHEAVNFORGIRLS	2	9.1m	1:59.46	57.38s (0)	28.48s (0)
1 WHATA REACTOR	3	9.2m	1:59.46	58.02s (0)	29.06s (0)
4 ONYA DOUG	4	9.4m	1:59.48	58.38s (0)	29.48s (0)
6 MONTANA LAD	5	10.0m	1:59.52	56.33s (1)	28.02s (2)
3 NIKALONG HENRY	6	12.3m	1:59.69	57.46s (1)	28.23s (1)
7 KWASII	7	14.3m	1:59.83	57.42s (0)	28.52s (0)
2 MY ULTIMATE HELL	8	17.3m	2:00.05	57.49s (1)	28.32s (0)
11 SIR SEMPER FIDELIS	9	22.4m	2:00.41	58.48s (1)	29.28s (1)
5 JOHNNYCAKE	10	27.0m	2:00.74	57.87s (1)	28.60s (0)
10 MACH THE KNIFE	11	177.0m	2:11.54	65.42s (0)	32.90s (0)

Finish Position and metres gained from 800m



Sectionals
Powered by



Home of Australian Harness Sectionals

Get your sectionals delivered to your inbox daily

Check out www.pjdata.com.au



The Racing Queensland Board (trading as Racing Queensland) and provider are not responsible for the completeness or accuracy of any of the information contained herein, and makes no representations about its suitability for any purpose.