

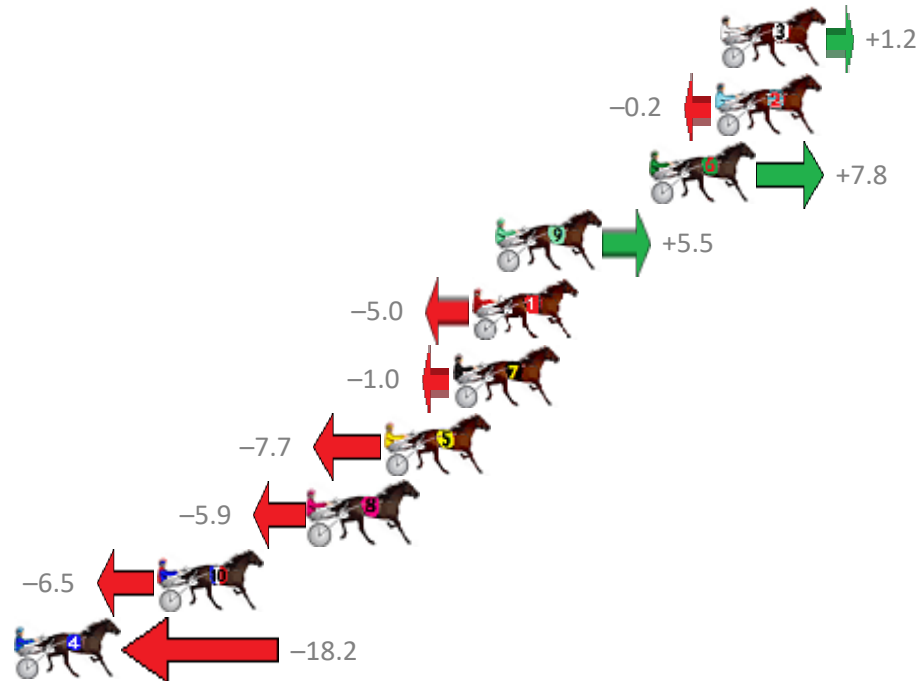
# Redcliffe Race 1 Distance 1780m

Wednesday, 12 February 2020

Gross Time: 2:09.40 MileRate: 1:57.00 LeadTime: 11.30s First Qtr: 29.50s Second Qtr: 30.90s Third Qtr: 28.60s Fourth Qtr: 29.10s

No	Horse	Plc	Margin	Time	800Time (W)	400 Time (W)
3	MAJOR GENERALJUJON	1	0.0m	2:09.40	57.61s (1)	29.09s (1)
2	GUPTAS CULLEN	2	0.2m	2:09.41	57.71s (0)	29.10s (0)
6	BET IM SPECIAL	3	2.8m	2:09.60	57.14s (2)	29.22s (2)
9	MAJOR SCORE	4	8.9m	2:10.05	57.30s (0)	28.73s (1)
1	ULTIMATE AD	5	9.8m	2:10.11	58.06s (0)	29.39s (0)
7	CHINOOK WINDS	6	10.6m	2:10.17	57.77s (0)	29.11s (0)
5	KEYANG SPONGE BOB	7	13.3m	2:10.37	58.26s (1)	29.66s (1)
8	MAYWYN A JUG ORTW	8	16.3m	2:10.59	58.13s (1)	29.43s (2)
10	KAPOW SHANNON	9	22.3m	2:11.02	58.17s (1)	30.21s (2)
4	BALLATOR THOR	10	37.8m	2:12.15	59.01s (0)	30.45s (1)

Finish Position and metres gained from 800m



Sectionals  
Powered by



Home of Australian Harness Sectionals

Get your sectionals delivered to your inbox daily

Check out [www.pjdata.com.au](http://www.pjdata.com.au)



The Racing Queensland Board (trading as Racing Queensland) and provider are not responsible for the completeness or accuracy of any of the information contained herein, and makes no representations about its suitability for any purpose.

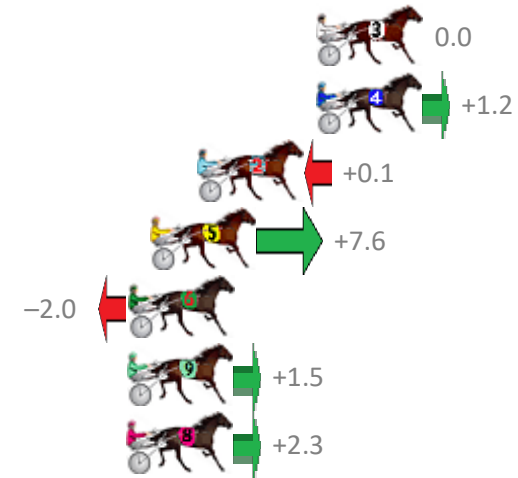
# Redcliffe Race 2 Distance 1780m

Wednesday, 12 February 2020

Gross Time: 2:15.50    MileRate: 2:02.50    LeadTime: 11.70s    First Qtr: 32.10s    Second Qtr: 32.60s    Third Qtr: 30.30s    Fourth Qtr: 28.80s

NoHorse	Plc	Margin	Time	800Time (W)	400 Time (W)
3 BARBOO	1	0.0m	2:15.50	59.10s (0)	28.80s (0)
4 ZARAS HEAVEN	1	0.0m	2:15.50	59.01s (1)	28.64s (1)
2 BUKTHSYSTEM	3	4.7m	2:15.84	59.09s (0)	28.75s (0)
5 BETTOR WATCH HIM	4	6.6m	2:15.98	58.54s (1)	28.17s (1)
6 ROWDYS ACE	5	7.4m	2:16.03	59.25s (1)	28.83s (1)
9 GUTS	6	7.5m	2:16.04	58.99s (0)	28.61s (0)
8 ONYAJANS	7	7.5m	2:16.04	58.93s (1)	28.53s (1)

Finish Position and metres gained from 800m



Sectionals  
Powered by



Home of Australian Harness Sectionals

Get your sectionals delivered to your inbox daily

Check out [www.pjdata.com.au](http://www.pjdata.com.au)



The Racing Queensland Board (trading as Racing Queensland) and provider are not responsible for the completeness or accuracy of any of the information contained herein, and makes no representations about its suitability for any purpose.


# Redcliffe Race 3 Distance 2040m

Wednesday, 12 February 2020

Gross Time: 2:31.50 MileRate: 1:59.50 LeadTime: 31.80s First Qtr: 31.60s Second Qtr: 31.40s Third Qtr: 28.40s Fourth Qtr: 28.30s

NoHorse	Plc	Margin	Time	800Time (W)	400 Time (W)
2 SHERIFF JUJON	1	0.0m	2:31.50	56.70s (0)	28.30s (0)
1 WILLS	2	7.5m	2:32.03	56.92s (0)	28.48s (0)
7 VANTO HANOVER	3	8.9m	2:32.13	56.72s (0)	28.19s (0)
5 TORQUE WITH ESTEEM	4	19.0m	2:32.84	57.30s (1)	28.55s (1)
9 SPONDOOLEY	5	19.2m	2:32.86	57.00s (1)	28.51s (0)
6 OUR BUSCEMI	6	19.6m	2:32.89	57.18s (2)	28.81s (2)
10 YKIKAFIL	7	20.2m	2:32.93	57.55s (2)	29.23s (2)
3 MAYWYN NO REGRETS	8	23.9m	2:33.19	57.94s (1)	29.20s (1)
4 OUR LITTLE GIRL	9	39.1m	2:34.27	59.34s (1)	30.59s (1)

Finish Position and metres gained from 800m



Sectionals  
Powered by



Home of Australian Harness Sectionals

Get your sectionals delivered to your inbox daily

Check out [www.pjdata.com.au](http://www.pjdata.com.au)



The Racing Queensland Board (trading as Racing Queensland) and provider are not responsible for the completeness or accuracy of any of the information contained herein, and makes no representations about its suitability for any purpose.

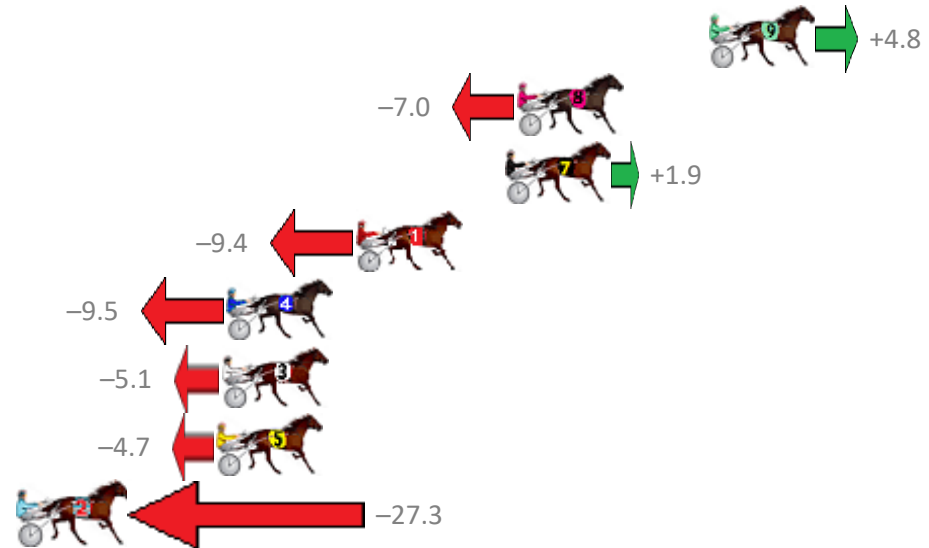
# Redcliffe Race 4 Distance 1780m

Wednesday, 12 February 2020

Gross Time: 2:13.00 MileRate: 2:00.30 LeadTime: 11.20s First Qtr: 32.50s Second Qtr: 31.80s Third Qtr: 28.80s Fourth Qtr: 28.70s

No	Horse	Plc	Margin	Time	800Time (W)	400 Time (W)
9	GOES BOOM	1	0.0m	2:13.00	57.15s (1)	28.27s (2)
8	IMPRESSIVE DIAMOND	2	7.6m	2:13.55	58.00s (1)	29.13s (1)
7	MONTANA NIGHTS	3	8.1m	2:13.58	57.36s (0)	28.55s (0)
1	GIGANTIC JASPER	4	14.0m	2:14.00	58.18s (0)	29.35s (0)
4	HINCHINBROOK	5	19.1m	2:14.37	58.18s (1)	29.24s (1)
3	RANCHO MAN	6	19.3m	2:14.38	57.87s (1)	28.95s (2)
5	RADAR HILL	7	19.5m	2:14.40	57.84s (0)	28.95s (0)
2	WILLSINTOWN	8	27.3m	2:14.96	59.46s (0)	30.66s (0)

Finish Position and metres gained from 800m



Sectionals  
Powered by



Home of Australian Harness Sectionals

Get your sectionals delivered to your inbox daily

Check out [www.pjdata.com.au](http://www.pjdata.com.au)



The Racing Queensland Board (trading as Racing Queensland) and provider are not responsible for the completeness or accuracy of any of the information contained herein, and makes no representations about its suitability for any purpose.

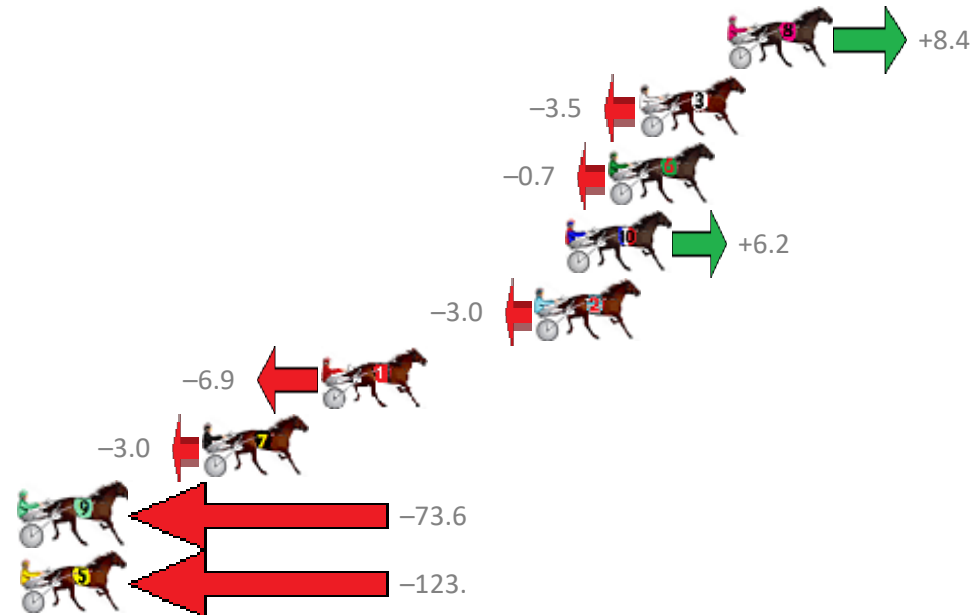
# Redcliffe Race 5 Distance 1780m

Wednesday, 12 February 2020

Gross Time: 2:13.00 MileRate: 2:00.20 LeadTime: 11.60s First Qtr: 30.10s Second Qtr: 31.90s Third Qtr: 29.60s Fourth Qtr: 29.80s

No	Horse	Plc	Margin	Time	800Time (W)	400 Time (W)
8	PATCHWORK JET	1	0.0m	2:13.00	58.78s (1)	29.25s (1)
3	WECANONLYHOPE	2	3.5m	2:13.26	59.66s (0)	30.06s (0)
6	CHROMOZONE	3	4.7m	2:13.35	59.45s (1)	29.94s (1)
10	WRITEABOUTCHELSEA	4	6.4m	2:13.48	58.94s (1)	29.38s (1)
2	THE LAST DRAGON	5	7.6m	2:13.57	59.62s (0)	30.04s (0)
1	PERFECT FEELING	6	16.1m	2:14.20	59.91s (0)	30.22s (0)
7	CAMPBELL BEST	7	20.8m	2:14.55	59.62s (1)	30.02s (1)
9	MAN WITH ATTITUDE	8	88.0m	2:19.56	64.86s (0)	33.75s (0)
5	LIGHTHORSE	9	253.4m	2:31.88	68.56s (0)	34.52s (0)

Finish Position and metres gained from 800m



Sectionals  
Powered by



Home of Australian Harness Sectionals

Get your sectionals delivered to your inbox daily

Check out [www.pjdata.com.au](http://www.pjdata.com.au)



The Racing Queensland Board (trading as Racing Queensland) and provider are not responsible for the completeness or accuracy of any of the information contained herein, and makes no representations about its suitability for any purpose.

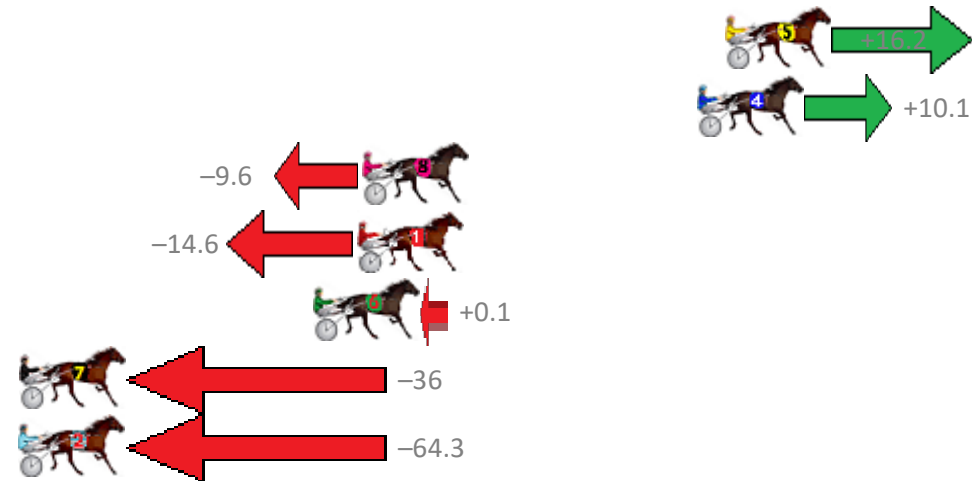
# Redcliffe Race 6 Distance 1780m

Wednesday, 12 February 2020

Gross Time: 2:14.40 MileRate: 2:01.50 LeadTime: 11.40s First Qtr: 30.50s Second Qtr: 30.90s Third Qtr: 30.50s Fourth Qtr: 31.10s

NoHorse	Plc	Margin	Time	800Time (W)	400 Time (W)
5 SIR BULSKI	1	0.0m	2:14.40	60.35s (1)	30.70s (1)
4 ELSIES GIRL	2	1.1m	2:14.49	60.82s (1)	31.19s (1)
8 CATCH THE BOUQUET	3	14.4m	2:15.52	62.34s (1)	31.01s (1)
1 VALKYRIE HANOVER	4	14.6m	2:15.54	62.72s (0)	32.22s (0)
6 HURRIKANE SPECIAL	5	16.3m	2:15.67	61.59s (0)	31.48s (0)
7 ROLLON TWICE	6	40.2m	2:17.53	64.33s (0)	33.85s (0)
2 WEDDING NIGHT	7	64.7m	2:19.43	66.55s (1)	35.34s (1)

Finish Position and metres gained from 800m



Sectionals  
Powered by



Home of Australian Harness Sectionals

Get your sectionals delivered to your inbox daily

Check out [www.pjdata.com.au](http://www.pjdata.com.au)



The Racing Queensland Board (trading as Racing Queensland) and provider are not responsible for the completeness or accuracy of any of the information contained herein, and makes no representations about its suitability for any purpose.