


# Redcliffe Race 1 Distance 2040m

Wednesday, 19 February 2020

Gross Time: 2:30.50 MileRate: 1:58.70 LeadTime: 30.60s First Qtr: 31.00s Second Qtr: 30.30s Third Qtr: 28.20s Fourth Qtr: 30.40s

No Horse	Plc	Margin	Time	800Time (W)	400 Time (W)
7 VANTO HANOVER	1	0.0m	2:30.50	58.26s (0)	30.07s (0)
1 BURMACH	2	3.2m	2:30.74	58.83s (0)	30.64s (0)
10 DOLLARBILL	3	4.7m	2:30.86	58.58s (2)	30.56s (2)
9 MO JARNEY	4	7.4m	2:31.06	58.50s (0)	30.31s (0)
4 SPECIAL RESERVE	5	8.0m	2:31.11	58.10s (2)	30.22s (3)
5 TOO GOOD FOR YOU	6	8.2m	2:31.12	58.31s (1)	30.07s (1)
6 OUR BUSCEMI	7	9.7m	2:31.24	58.56s (2)	30.51s (2)
2 TAYLOR HOOD	8	10.9m	2:31.33	59.15s (1)	31.06s (1)
8 UNDERTHEKILT	9	12.6m	2:31.46	58.97s (1)	30.73s (1)
3 RANFURLY RULZ	10	20.6m	2:32.07	58.69s (2)	30.70s (0)

Finish Position and metres gained from 800m



Sectionals  
Powered by



Home of Australian Harness Sectionals

Get your sectionals delivered to your inbox daily

Check out [www.pjdata.com.au](http://www.pjdata.com.au)



The Racing Queensland Board (trading as Racing Queensland) and provider are not responsible for the completeness or accuracy of any of the information contained herein, and makes no representations about its suitability for any purpose.

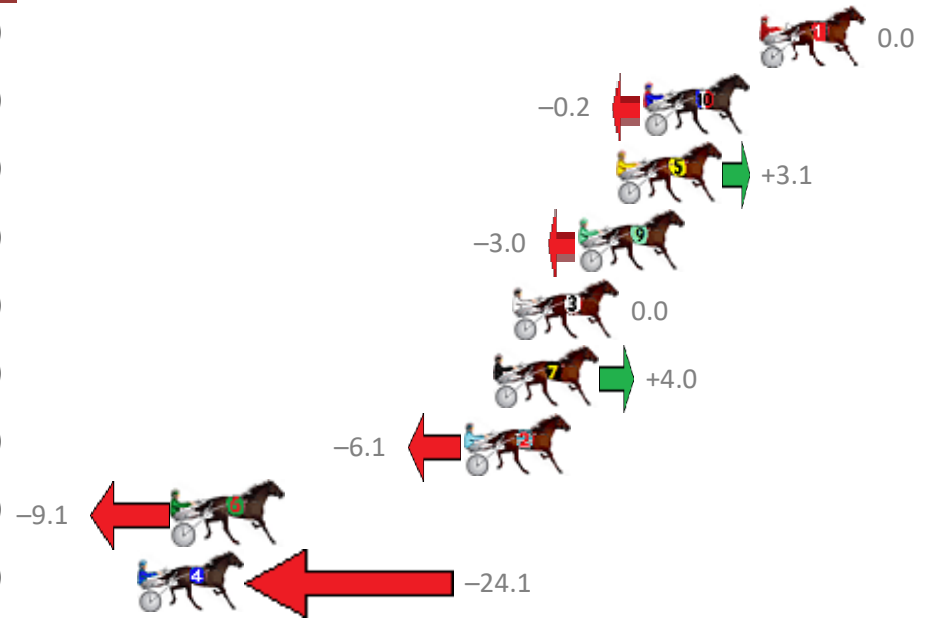
# Redcliffe Race 2 Distance 1780m

Wednesday, 19 February 2020

Gross Time: 2:11.40 MileRate: 1:58.80 LeadTime: 11.10s First Qtr: 29.00s Second Qtr: 30.80s Third Qtr: 29.20s Fourth Qtr: 31.30s

No Horse	Plc	Margin	Time	800Time (W)	400 Time (W)
1 GUTS	1	0.0m	2:11.40	60.50s (0)	31.30s (0)
10 ARBIT MAJOR	2	4.6m	2:11.76	60.52s (2)	31.21s (2)
5 ANNAS BEST	3	5.7m	2:11.85	60.27s (0)	31.09s (0)
9 MERRYWOOD PEARL	4	7.2m	2:11.96	60.73s (0)	31.53s (0)
3 BARBOO	5	9.8m	2:12.17	60.50s (2)	31.24s (2)
7 IMPRESSIVE DIAMOND	6	10.6m	2:12.23	60.20s (0)	31.07s (0)
2 STUDLEIGH WILL	7	11.7m	2:12.32	60.96s (1)	31.70s (1)
6 NON PASSARE	8	23.3m	2:13.22	61.19s (2)	32.25s (1)
4 BETTOR WATCH HIM	9	24.7m	2:13.33	62.32s (1)	33.04s (1)

Finish Position and metres gained from 800m



Sectionals  
Powered by



Home of Australian Harness Sectionals

Get your sectionals delivered to your inbox daily

Check out [www.pjdata.com.au](http://www.pjdata.com.au)



The Racing Queensland Board (trading as Racing Queensland) and provider are not responsible for the completeness or accuracy of any of the information contained herein, and makes no representations about its suitability for any purpose.

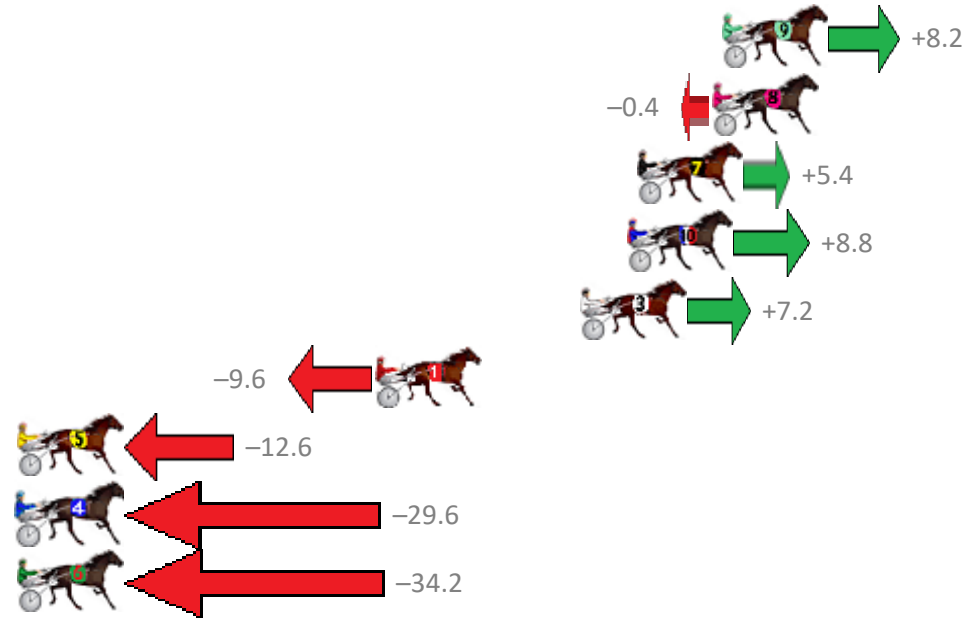
# Redcliffe Race 3 Distance 1780m

Wednesday, 19 February 2020

Gross Time: 2:12.10 MileRate: 1:59.40 LeadTime: 11.40s First Qtr: 30.60s Second Qtr: 30.50s Third Qtr: 29.20s Fourth Qtr: 30.40s

No Horse	Plc	Margin	Time	800Time (W)	400 Time (W)
9 PRESLEYBEGOOD	1	0.0m	2:12.10	58.99s (1)	29.64s (2)
8 WILD ABOUT TOWN	2	0.4m	2:12.13	59.63s (0)	30.43s (0)
7 GIGANTIC JASPER	3	3.4m	2:12.36	59.20s (0)	29.94s (0)
10 MOONLIGHT JACK	4	3.8m	2:12.39	58.94s (1)	29.90s (3)
3 IMA REGAL JET	5	5.6m	2:12.53	59.06s (0)	29.82s (1)
1 WILLSINTOWN	6	13.8m	2:13.15	60.32s (0)	31.08s (0)
5 IM TOOT	7	29.6m	2:14.35	60.54s (1)	31.43s (2)
4 BUKTHSYSTEM	8	32.6m	2:14.58	61.81s (1)	32.39s (1)
6 IMPETUOSO	9	64.2m	2:16.98	62.15s (0)	33.15s (0)

Finish Position and metres gained from 800m



Sectionals  
Powered by



Home of Australian Harness Sectionals

Get your sectionals delivered to your inbox daily

Check out [www.pjdata.com.au](http://www.pjdata.com.au)



The Racing Queensland Board (trading as Racing Queensland) and provider are not responsible for the completeness or accuracy of any of the information contained herein, and makes no representations about its suitability for any purpose.

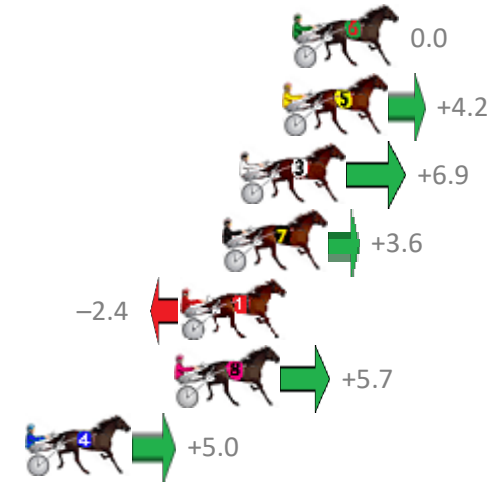
# Redcliffe Race 4 Distance 1780m

Wednesday, 19 February 2020

Gross Time: 2:12.10 MileRate: 1:59.40 LeadTime: 11.50s First Qtr: 30.20s Second Qtr: 32.20s Third Qtr: 29.10s Fourth Qtr: 29.10s

No Horse	Plc	Margin	Time	800Time (W)	400 Time (W)
6 GUPTAS CULLEN	1	0.0m	2:12.10	58.20s (1)	29.10s (1)
5 TRUNKEY DIGGER	2	0.4m	2:12.13	57.89s (1)	28.88s (2)
3 SPONDOOLEY	3	2.1m	2:12.25	57.70s (1)	28.67s (2)
7 MAJOR SCORE	4	2.8m	2:12.30	57.94s (0)	29.00s (0)
1 THERESACHANCE	5	4.4m	2:12.42	58.37s (0)	29.42s (0)
8 CONDAFEW	6	4.7m	2:12.44	57.79s (0)	28.89s (1)
4 BALLATOR THOR	7	10.6m	2:12.87	57.84s (0)	28.94s (1)

## Finish Position and metres gained from 800m



Sectionals  
Powered by



Home of Australian Harness Sectionals

Get your sectionals delivered to your inbox daily

Check out [www.pjdata.com.au](http://www.pjdata.com.au)



The Racing Queensland Board (trading as Racing Queensland) and provider are not responsible for the completeness or accuracy of any of the information contained herein, and makes no representations about its suitability for any purpose.

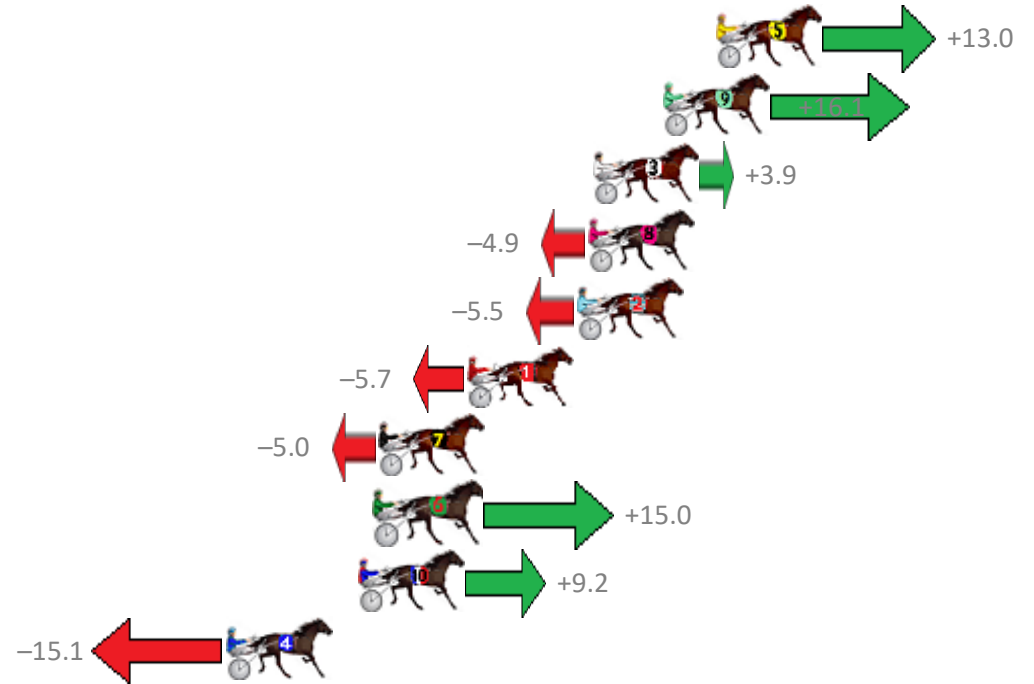
# Redcliffe Race 5 Distance 1780m

Wednesday, 19 February 2020

Gross Time: 2:13.60 MileRate: 2:00.80 LeadTime: 11.20s First Qtr: 31.00s Second Qtr: 31.10s Third Qtr: 29.80s Fourth Qtr: 30.50s

No Horse	Plc	Margin	Time	800Time (W)	400 Time (W)
5 TRACES OF TARA	1	0.0m	2:13.60	59.32s (1)	29.84s (2)
9 PATCHWORK JET	2	2.1m	2:13.76	59.09s (1)	29.70s (3)
3 CANNAN	3	4.9m	2:13.97	60.01s (1)	30.78s (2)
8 SCHOOPY	4	5.1m	2:13.99	60.67s (1)	30.89s (1)
2 MISTER FAHRENHEIT	5	5.5m	2:14.02	60.71s (0)	30.89s (0)
1 ITS YOU NOT ME	6	9.9m	2:14.35	60.73s (0)	30.84s (0)
7 KOTARE KASAI	7	13.4m	2:14.62	60.68s (0)	30.64s (0)
6 WHATA STRIDE	8	13.5m	2:14.63	59.17s (1)	30.23s (0)
10 JAKES ARK	9	14.2m	2:14.68	59.61s (1)	29.83s (0)
4 GRINYDONTCHA	10	19.5m	2:15.09	61.44s (1)	31.48s (1)

Finish Position and metres gained from 800m



Sectionals  
Powered by



Home of Australian Harness Sectionals

Get your sectionals delivered to your inbox daily

Check out [www.pjdata.com.au](http://www.pjdata.com.au)



The Racing Queensland Board (trading as Racing Queensland) and provider are not responsible for the completeness or accuracy of any of the information contained herein, and makes no representations about its suitability for any purpose.

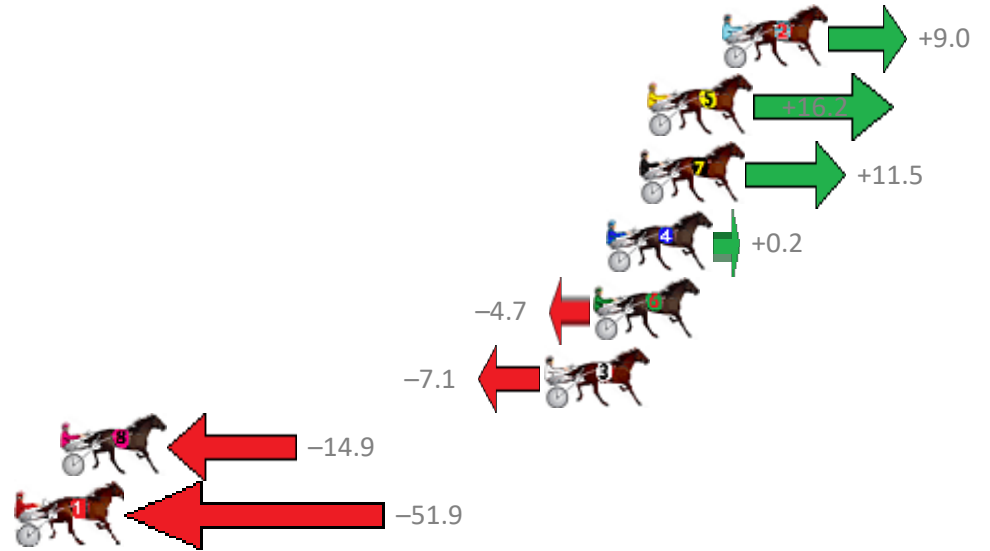
# Redcliffe Race 6 Distance 2040m

Wednesday, 19 February 2020

Gross Time: 2:32.10 MileRate: 2:00.00 LeadTime: 31.30s First Qtr: 31.40s Second Qtr: 30.50s Third Qtr: 29.00s Fourth Qtr: 29.90s

No Horse	Plc	Margin	Time	800Time (W)	400 Time (W)
2 EULO FLYER	1	0.0m	2:32.10	58.24s (1)	29.36s (1)
5 DOWNTOWN LUCCA	2	3.0m	2:32.32	57.71s (1)	28.60s (1)
7 MISTER BLACKJACK	3	3.3m	2:32.35	58.05s (1)	28.97s (1)
4 DONNY JONES	4	4.6m	2:32.44	58.89s (1)	29.93s (0)
6 LIVING GRAND	5	5.1m	2:32.48	59.25s (1)	30.09s (1)
3 CIRCLE LINE	6	7.1m	2:32.63	59.42s (0)	30.43s (0)
8 WAVEDANCER	7	26.3m	2:34.07	60.00s (0)	30.42s (0)
1 OUR CHAMPION	8	56.9m	2:36.35	62.72s (0)	33.02s (0)

Finish Position and metres gained from 800m



Sectionals  
Powered by



Home of Australian Harness Sectionals

Get your sectionals delivered to your inbox daily

Check out [www.pjdata.com.au](http://www.pjdata.com.au)



The Racing Queensland Board (trading as Racing Queensland) and provider are not responsible for the completeness or accuracy of any of the information contained herein, and makes no representations about its suitability for any purpose.



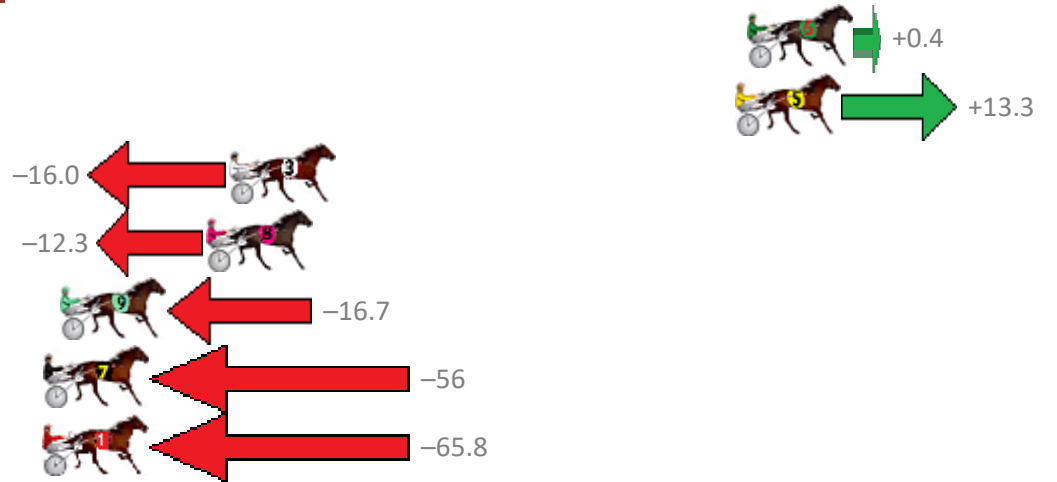
# Redcliffe Race 7 Distance 1780m

Wednesday, 19 February 2020

Gross Time: 2:12.70 MileRate: 1:59.90 LeadTime: 11.70s First Qtr: 29.70s Second Qtr: 32.10s Third Qtr: 29.80s Fourth Qtr: 29.40s

No Horse	Plc	Margin	Time	800Time (W)	400 Time (W)
6 JUST JOSHIN	1	0.0m	2:12.70	59.17s (1)	29.40s (0)
5 CALL ME TRISH	2	0.5m	2:12.74	58.22s (1)	29.35s (2)
3 SHESFEELINPRECIOUS	3	20.6m	2:14.21	60.38s (1)	30.58s (1)
8 KID CALVERT	4	21.5m	2:14.28	60.11s (1)	30.25s (1)
9 DARTESIAN	5	27.3m	2:14.71	60.44s (0)	30.38s (2)
7 WHATELEY	6	61.4m	2:17.21	63.34s (0)	32.84s (0)
1 JAMES THE JET	7	65.8m	2:17.54	64.07s (0)	33.69s (0)

### Finish Position and metres gained from 800m



Sectionals  
Powered by



Home of Australian Harness Sectionals

Get your sectionals delivered to your inbox daily

Check out [www.pjdata.com.au](http://www.pjdata.com.au)



The Racing Queensland Board (trading as Racing Queensland) and provider are not responsible for the completeness or accuracy of any of the information contained herein, and makes no representations about its suitability for any purpose.


# Redcliffe Race 8 Distance 1780m

Wednesday, 19 February 2020

Gross Time: 2:11.30 MileRate: 1:58.70 LeadTime: 11.70s First Qtr: 29.10s Second Qtr: 30.10s Third Qtr: 29.70s Fourth Qtr: 30.70s

No Horse	Plc	Margin	Time	800Time (W)	400 Time (W)
10 IM BATMAN	1	0.0m	2:11.30	60.40s (1)	30.70s (0)
8 STORM GILBERT	2	1.8m	2:11.44	59.74s (1)	30.82s (1)
6 BRIGHTON PRINCE	3	2.0m	2:11.45	58.44s (1)	30.02s (2)
3 CHEYENNE AUTUMN	4	7.1m	2:11.84	60.53s (1)	30.74s (0)
9 ELSIES GIRL	5	19.9m	2:12.83	60.53s (1)	31.44s (1)
5 THANKHEAVNFORGIRLS	6	24.3m	2:13.17	60.48s (1)	30.94s (2)
2 MANOFLISA	7	26.8m	2:13.36	61.23s (0)	30.68s (0)
7 WRITEABOUTCHELSEA	8	32.4m	2:13.79	62.02s (0)	31.91s (1)
1 THE LAST DRAGON	9	47.2m	2:14.92	63.45s (0)	32.62s (1)
4 CAMPBELL BEST	10	81.7m	2:17.57	66.36s (0)	35.50s (0)

Finish Position and metres gained from 800m



Sectionals  
Powered by



Home of Australian Harness Sectionals

Get your sectionals delivered to your inbox daily

Check out [www.pjdata.com.au](http://www.pjdata.com.au)



The Racing Queensland Board (trading as Racing Queensland) and provider are not responsible for the completeness or accuracy of any of the information contained herein, and makes no representations about its suitability for any purpose.