

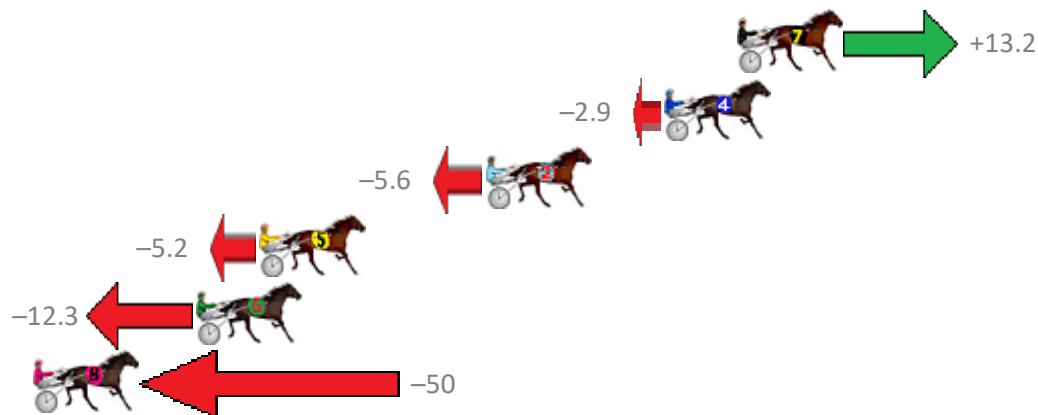
Albion Park Race 1 Distance 2647m

Tuesday, 25 February 2020

Gross Time: 3:25.00 MileRate: 2:03.70 LeadTime: 84.20s First Qtr: 31.60s Second Qtr: 31.80s Third Qtr: 28.20s Fourth Qtr: 29.20s

No Horse	Plc	Margin	Time	800Time (W)	400 Time (W)
7 GARLAND GREENE	1	0.0m	3:25.00	56.45s (1)	28.38s (1)
4 MONORAIL	2	2.9m	3:25.21	57.61s (0)	29.41s (0)
2 HELLBOUND	3	10.0m	3:25.73	57.80s (0)	29.54s (0)
5 SCORCHED	4	19.0m	3:26.39	57.77s (0)	29.45s (0)
6 MELPARK ROYAL SON	5	21.5m	3:26.57	58.28s (0)	30.00s (0)
8 MAYBETOTHEMAX	6	58.1m	3:29.24	60.97s (1)	32.93s (1)

Finish Position and metres gained from 800m



Sectionals
Powered by



Home of Australian Harness Sectionals

Get your sectionals delivered to your inbox daily

Check out www.pjdata.com.au



The Racing Queensland Board (trading as Racing Queensland) and provider are not responsible for the completeness or accuracy of any of the information contained herein, and makes no representations about its suitability for any purpose.

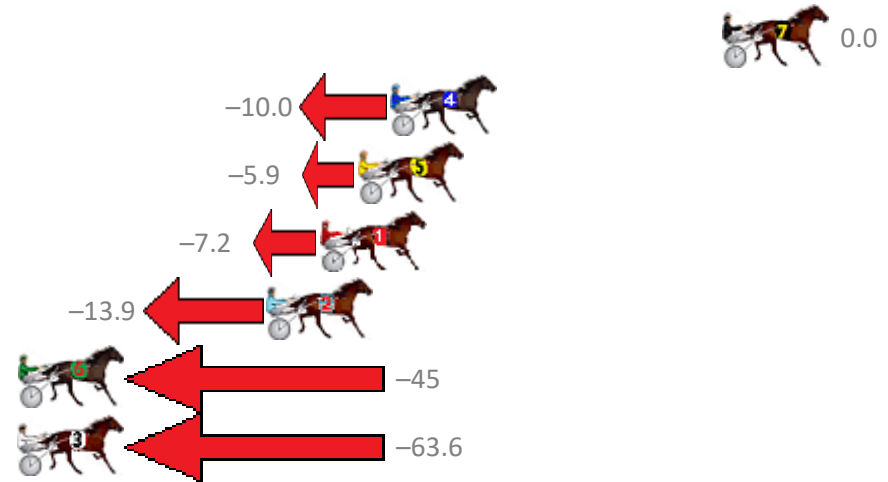
Albion Park Race 2 Distance 1660m

Tuesday, 25 February 2020

Gross Time: 1:57.60 MileRate: 1:54.00 LeadTime: 3.30s First Qtr: 28.00s Second Qtr: 31.00s Third Qtr: 27.30s Fourth Qtr: 28.00s

No Horse	Plc	Margin	Time	800Time (W)	400 Time (W)
7 DATALDO	1	0.0m	1:57.60	55.30s (0)	28.00s (0)
4 LEFT A HURRIKANE	2	13.2m	1:58.52	55.99s (1)	28.63s (1)
5 LORD DIGBY	3	14.5m	1:58.61	55.71s (1)	28.40s (1)
1 SUKI DAYO	4	16.0m	1:58.72	55.80s (0)	28.52s (0)
2 MAYWYNS JEWEL	5	18.1m	1:58.87	56.26s (0)	28.97s (0)
6 ITS SUPER EASY	6	59.7m	2:01.78	58.38s (1)	30.40s (1)
3 GIDUP DARCY	7	77.6m	2:03.03	59.70s (0)	31.67s (0)

Finish Position and metres gained from 800m



Sectionals
Powered by



Home of Australian Harness Sectionals

Get your sectionals delivered to your inbox daily

Check out www.pjdata.com.au



The Racing Queensland Board (trading as Racing Queensland) and provider are not responsible for the completeness or accuracy of any of the information contained herein, and makes no representations about its suitability for any purpose.


Albion Park Race 3 Distance 1660m

Tuesday, 25 February 2020

Gross Time: 1:58.10 MileRate: 1:54.40 LeadTime: 3.50s First Qtr: 28.30s Second Qtr: 30.50s Third Qtr: 27.20s Fourth Qtr: 28.60s

No Horse	Plc	Margin	Time	800Time (W)	400 Time (W)
8 NEWPORT DREAMZ	1	0.0m	1:58.10	54.89s (1)	27.63s (2)
6 IFOUNDTHEBEACH	2	0.8m	1:58.16	54.64s (1)	27.34s (2)
3 HIGH ON MONTANA	3	3.0m	1:58.31	55.83s (1)	28.81s (1)
4 JUSTA DALE	4	21.4m	1:59.63	56.65s (0)	29.03s (0)
1 BARBOO	5	26.6m	2:00.00	57.32s (0)	29.72s (0)
5 HALF MOON BEACH	6	36.1m	2:00.68	58.32s (0)	30.87s (0)
2 COUNTRY RUN	7	40.0m	2:00.96	57.99s (1)	30.42s (1)

Finish Position and metres gained from 800m



Sectionals
Powered by



Home of Australian Harness Sectionals

Get your sectionals delivered to your inbox daily

Check out www.pjdata.com.au



The Racing Queensland Board (trading as Racing Queensland) and provider are not responsible for the completeness or accuracy of any of the information contained herein, and makes no representations about its suitability for any purpose.

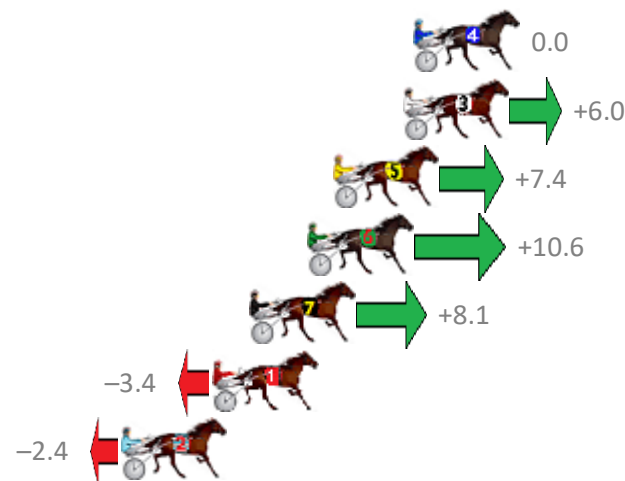
Albion Park Race 4 Distance 2138m

Tuesday, 25 February 2020

Gross Time: 2:33.90 MileRate: 1:55.80 LeadTime: 35.40s First Qtr: 30.90s Second Qtr: 30.90s Third Qtr: 27.50s Fourth Qtr: 29.20s

No Horse	Plc	Margin	Time	800Time (W)	400 Time (W)
4 RECIPE FOR DREAMING	1	0.0m	2:33.90	56.70s (0)	29.20s (0)
3 LUCKY UNLUCKY	2	0.4m	2:33.93	56.27s (1)	29.00s (1)
5 COOL SCOOTER	3	3.2m	2:34.13	56.18s (1)	28.86s (1)
6 THATS HOW WEROLL	4	4.2m	2:34.21	55.95s (1)	28.62s (1)
7 GASMONEY	5	6.5m	2:34.37	56.13s (0)	28.39s (1)
1 CALLMEDEMARO	6	8.0m	2:34.48	56.94s (0)	29.40s (0)
2 OUR MEMPHIS MAC	7	11.6m	2:34.75	56.87s (0)	29.17s (0)

Finish Position and metres gained from 800m



Sectionals
Powered by



Home of Australian Harness Sectionals

Get your sectionals delivered to your inbox daily

Check out www.pjdata.com.au



The Racing Queensland Board (trading as Racing Queensland) and provider are not responsible for the completeness or accuracy of any of the information contained herein, and makes no representations about its suitability for any purpose.

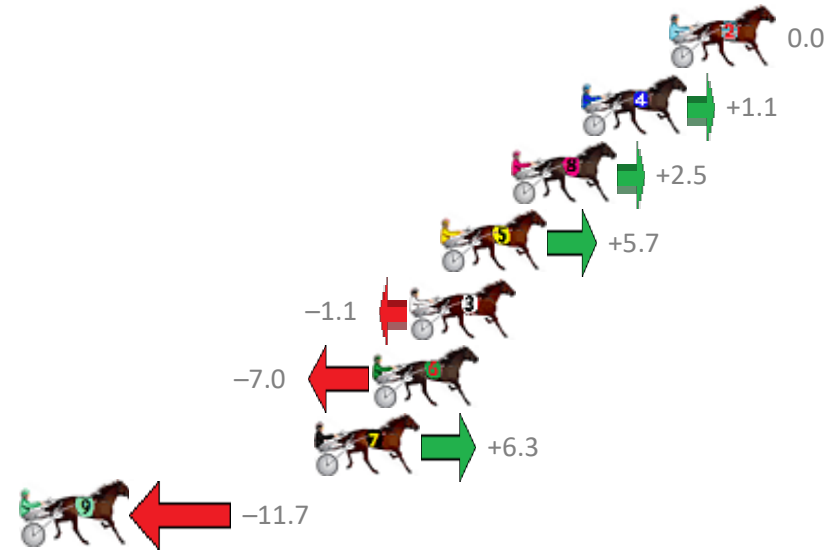
Albion Park Race 5 Distance 1660m

Tuesday, 25 February 2020

Gross Time: 1:58.70 MileRate: 1:55.10 LeadTime: 3.40s First Qtr: 29.10s Second Qtr: 31.20s Third Qtr: 27.50s Fourth Qtr: 27.50s

No Horse	Plc	Margin	Time	800Time (W)	400 Time (W)
2 SECRET JACK	1	0.0m	1:58.70	55.00s (0)	27.50s (0)
4 COMPLY OR DIE	2	3.5m	1:58.94	54.92s (0)	27.44s (0)
8 PLATINUM ROULETTE	3	6.3m	1:59.13	54.83s (0)	27.34s (0)
5 DIVAS DELIGHT	4	9.1m	1:59.33	54.61s (0)	27.25s (0)
3 KETUT	5	10.3m	1:59.41	55.08s (1)	27.62s (1)
6 FIOKI	6	11.8m	1:59.51	55.48s (1)	28.04s (1)
7 SPIKE BROMAC	7	14.1m	1:59.67	54.57s (1)	27.56s (1)
9 INTRANSIT	8	25.7m	2:00.47	55.80s (1)	28.69s (2)

Finish Position and metres gained from 800m



Sectionals
Powered by



Home of Australian Harness Sectionals

Get your sectionals delivered to your inbox daily

Check out www.pjdata.com.au



The Racing Queensland Board (trading as Racing Queensland) and provider are not responsible for the completeness or accuracy of any of the information contained herein, and makes no representations about its suitability for any purpose.

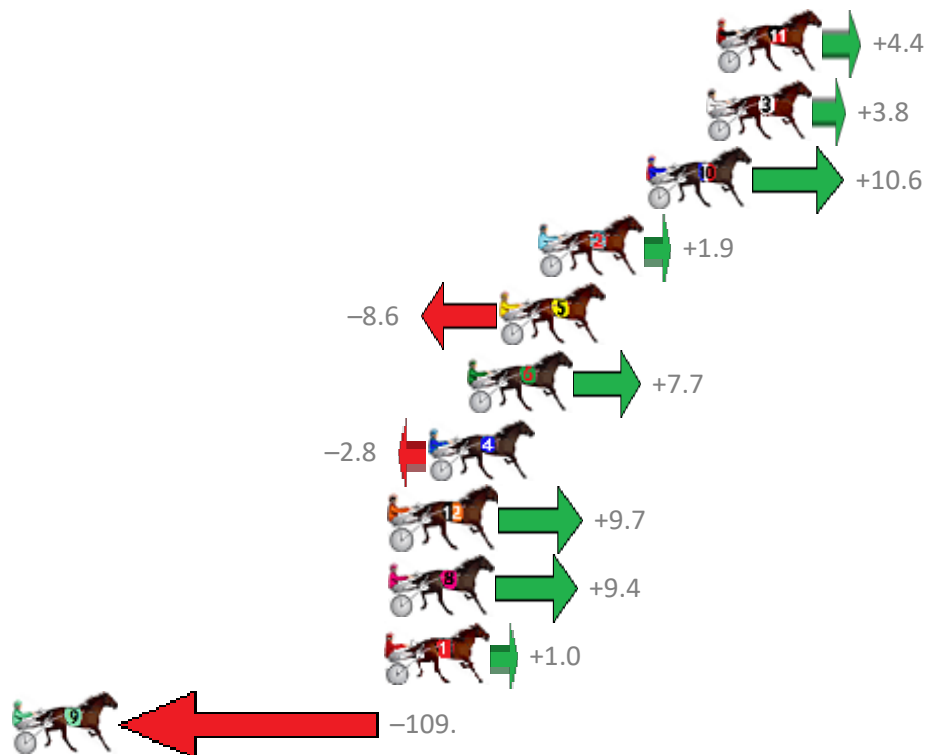
Albion Park Race 6 Distance 1660m

Tuesday, 25 February 2020

Gross Time: 1:59.60 MileRate: 1:55.90 LeadTime: 3.40s First Qtr: 27.50s Second Qtr: 30.30s Third Qtr: 29.00s Fourth Qtr: 29.40s

No Horse	Plc	Margin	Time	800Time (W)	400 Time (W)
11 OASIS DREAM	1	0.0m	1:59.60	58.08s (1)	29.03s (1)
3 KYRONTA	2	0.4m	1:59.63	58.12s (0)	29.12s (0)
10 HEADWIN	3	2.8m	1:59.81	57.63s (1)	29.11s (2)
2 NAUGHTYINHEAVEN	4	7.1m	2:00.12	58.26s (0)	29.23s (0)
5 DASHING HANNAH	5	8.6m	2:00.23	59.03s (0)	30.03s (0)
6 TICK OF THE CLOCK	6	9.9m	2:00.33	57.84s (1)	28.89s (2)
4 DEVOUGED	7	11.4m	2:00.44	58.60s (1)	29.52s (1)
12 WHATA CHALLENGE	8	12.9m	2:00.55	57.69s (1)	28.92s (3)
8 CHANCELESS CENTURY	9	13.0m	2:00.56	57.71s (0)	29.11s (0)
1 MANY DELIGHTS	10	13.2m	2:00.57	58.33s (0)	29.34s (1)
9 TIGES APPRENTICE	11	136.2m	2:09.61	66.36s (1)	36.32s (0)

Finish Position and metres gained from 800m



Sectionals
Powered by



Home of Australian Harness Sectionals

Get your sectionals delivered to your inbox daily

Check out www.pjdata.com.au



The Racing Queensland Board (trading as Racing Queensland) and provider are not responsible for the completeness or accuracy of any of the information contained herein, and makes no representations about its suitability for any purpose.

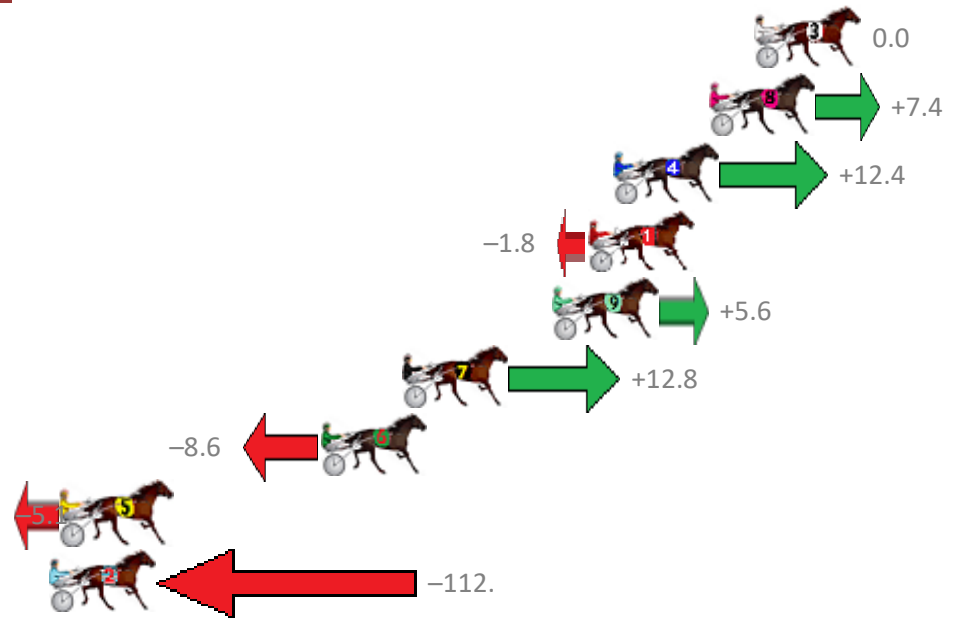
Albion Park Race 7 Distance 1660m

Tuesday, 25 February 2020

Gross Time: 1:57.40 MileRate: 1:53.80 LeadTime: 3.30s First Qtr: 27.00s Second Qtr: 31.00s Third Qtr: 27.90s Fourth Qtr: 28.20s

No Horse	Plc	Margin	Time	800Time (W)	400 Time (W)
3 VINNY CHASE	1	0.0m	1:57.40	56.10s (0)	28.20s (0)
8 SUBTLE DELIGHT	2	1.8m	1:57.53	55.58s (0)	27.61s (0)
4 CLARRY	3	5.6m	1:57.79	55.23s (1)	27.41s (2)
1 BEE GEES BANDIT	4	6.6m	1:57.87	56.23s (0)	28.33s (0)
9 CARDLESFROMHEAVEN	5	8.0m	1:57.96	55.71s (1)	27.92s (2)
7 EH EF EL	6	14.0m	1:58.39	55.20s (1)	28.10s (0)
6 COLONEL JOY	7	17.2m	1:58.61	56.70s (1)	28.88s (1)
5 GOTTA MOMENT	8	27.5m	1:59.34	56.46s (1)	28.71s (1)
2 SOME EXCUSESOMEW	9	212.0m	2:12.35	63.95s (0)	32.57s (0)

Finish Position and metres gained from 800m



Sectionals
Powered by



Home of Australian Harness Sectionals

Get your sectionals delivered to your inbox daily

Check out www.pjdata.com.au



The Racing Queensland Board (trading as Racing Queensland) and provider are not responsible for the completeness or accuracy of any of the information contained herein, and makes no representations about its suitability for any purpose.


Albion Park Race 8 Distance 1660m

Tuesday, 25 February 2020

Gross Time: 1:57.70 MileRate: 1:54.10 LeadTime: 3.40s First Qtr: 27.90s Second Qtr: 29.80s Third Qtr: 28.20s Fourth Qtr: 28.40s

No Horse	Plc	Margin	Time	800Time (W)	400 Time (W)
1 TOMEARA	1	0.0m	1:57.70	56.60s (0)	28.40s (0)
3 BEAU CISHLOM	2	0.4m	1:57.73	56.32s (0)	28.13s (0)
8 SOMWHEREOVARAINB	3	9.8m	1:58.40	56.67s (0)	28.47s (0)
10 SWEET AS	4	14.7m	1:58.74	56.41s (0)	28.18s (0)
4 OUTLAW FELLA	5	15.3m	1:58.79	57.46s (1)	29.29s (1)
6 GOD SAKE	6	17.7m	1:58.96	56.69s (1)	28.83s (1)
2 UNASSUMING CHAMP	7	18.5m	1:59.01	57.37s (1)	29.20s (1)
12 SIR JULIAN	8	19.5m	1:59.08	56.47s (2)	28.96s (2)
9 NEWMERELLA SHARKIE	9	20.1m	1:59.13	57.09s (0)	28.86s (0)
5 GOONLY	10	20.8m	1:59.18	56.23s (2)	28.75s (2)
7 ILLAWONG DREAMTIM	11	24.1m	1:59.41	56.51s (1)	28.93s (1)
11 OYSTER STRIDE	12	24.6m	1:59.45	57.48s (1)	29.62s (2)

Finish Position and metres gained from 800m



Sectionals
Powered by



Home of Australian Harness Sectionals

Get your sectionals delivered to your inbox daily

Check out www.pjdata.com.au



The Racing Queensland Board (trading as Racing Queensland) and provider are not responsible for the completeness or accuracy of any of the information contained herein, and makes no representations about its suitability for any purpose.