

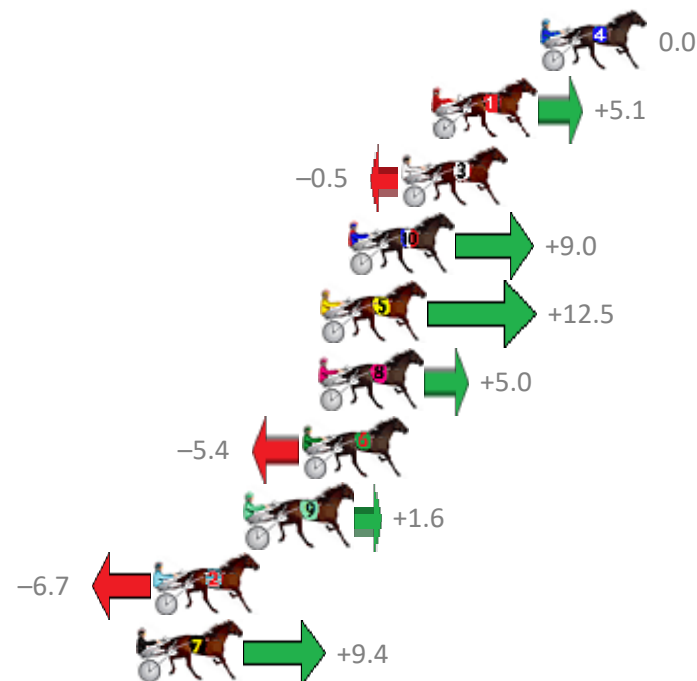
Albion Park Race 1 Distance 2138m

Saturday, 28 March 2020

Gross Time: 2:32.40 MileRate: 1:54.70 LeadTime: 37.10s First Qtr: 29.90s Second Qtr: 30.00s Third Qtr: 27.30s Fourth Qtr: 28.10s

NoHorse	Plc	Margin	Time	800Time (W)	400 Time (W)
4 MAJOR CURRENCY	1	0.0m	2:32.40	55.40s (0)	28.10s (0)
1 DARK ENERGY	2	4.3m	2:32.72	55.05s (0)	27.70s (0)
3 MARETTI	3	5.5m	2:32.81	55.43s (0)	28.11s (0)
10 RICH VIRGIN	4	7.6m	2:32.96	54.78s (2)	27.97s (2)
5 CLARKEY	5	8.7m	2:33.04	54.54s (2)	27.74s (2)
8 TULHURST ACE	6	8.8m	2:33.05	55.06s (0)	27.72s (0)
6 THE BUS	7	9.4m	2:33.09	55.77s (1)	28.17s (1)
9 BODHI TREE	8	11.6m	2:33.26	55.29s (1)	27.69s (1)
2 THREE MUGS IN	9	15.3m	2:33.53	55.86s (1)	28.25s (1)
7 WHISKEY BLAZE	10	16.0m	2:33.58	54.75s (1)	27.95s (2)

Finish Position and metres gained from 800m



Sectionals
Powered by



Home of Australian Harness Sectionals

Get your sectionals delivered to your inbox daily

Check out www.pjdata.com.au



The Racing Queensland Board (trading as Racing Queensland) and provider are not responsible for the completeness or accuracy of any of the information contained herein, and makes no representations about its suitability for any purpose.

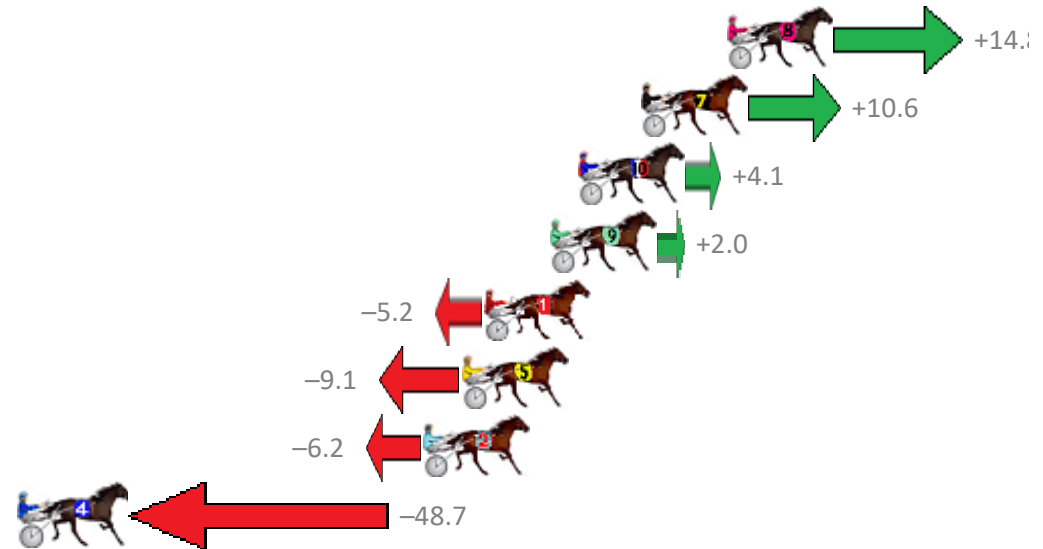
Albion Park Race 2 Distance 1660m

Saturday, 28 March 2020

Gross Time: 1:56.40 MileRate: 1:52.90 LeadTime: 3.30s First Qtr: 26.80s Second Qtr: 30.10s Third Qtr: 27.70s Fourth Qtr: 28.50s

No	Horse	Plc	Margin	Time	800Time (W)	400 Time (W)
8	MACEY JAYDE	1	0.0m	1:56.40	55.17s (1)	28.03s (2)
7	RED CHARMER	2	3.4m	1:56.65	55.46s (0)	27.90s (2)
10	SIR JULIAN	3	5.9m	1:56.84	55.91s (1)	28.92s (1)
9	KLEENED OUT	4	7.0m	1:56.92	56.06s (0)	27.82s (2)
1	MAYWYNS COURAGE	5	9.6m	1:57.12	56.56s (0)	28.34s (1)
5	JUST ROKIN	6	10.5m	1:57.19	56.84s (1)	29.19s (0)
2	IM MAJOR HARRY	7	12.0m	1:57.30	56.63s (1)	28.87s (1)
4	JAMES DEAN	8	48.7m	2:00.05	59.60s (0)	31.00s (0)

Finish Position and metres gained from 800m



Sectionals
Powered by



Home of Australian Harness Sectionals

Get your sectionals delivered to your inbox daily

Check out www.pjdata.com.au



The Racing Queensland Board (trading as Racing Queensland) and provider are not responsible for the completeness or accuracy of any of the information contained herein, and makes no representations about its suitability for any purpose.

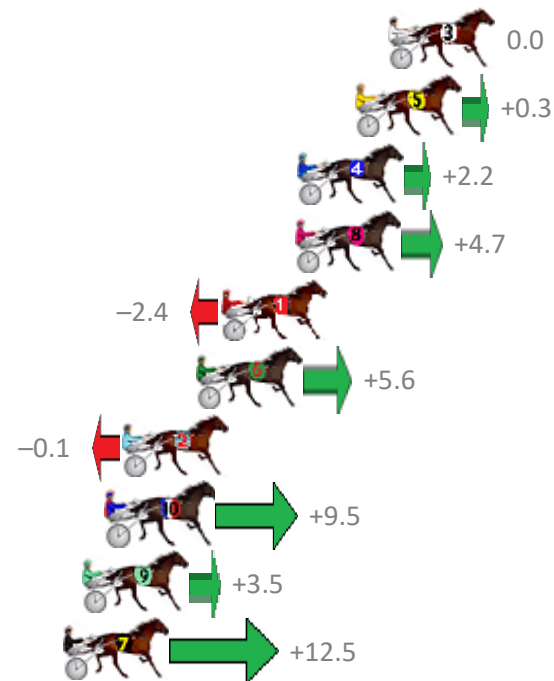
Albion Park Race 3 Distance 1660m

Saturday, 28 March 2020

Gross Time: 1:57.10 MileRate: 1:53.50 LeadTime: 3.50s First Qtr: 27.50s Second Qtr: 30.60s Third Qtr: 27.50s Fourth Qtr: 28.00s

NoHorse	Plc	Margin	Time	800Time (W)	400 Time (W)
3 MAYWYNS BEST	1	0.0m	1:57.10	55.50s (0)	28.00s (0)
5 COREY WILLIAM	2	1.3m	1:57.20	55.48s (1)	27.94s (1)
4 LEFT A TERROR	3	3.6m	1:57.36	55.35s (1)	27.76s (1)
8 CHERRYS THE BEST	4	3.7m	1:57.37	55.18s (0)	27.58s (0)
1 GOONLY	5	6.6m	1:57.59	55.67s (0)	28.13s (0)
6 TORI MAY	6	7.6m	1:57.66	55.11s (0)	27.46s (0)
2 MONTANA CHIEF	7	10.5m	1:57.87	55.51s (1)	27.94s (1)
10 SO KOOL MASTER	8	11.1m	1:57.92	54.84s (1)	27.62s (2)
9 NEWMERELLA SHARKIE	9	12.1m	1:57.99	55.26s (1)	28.06s (2)
7 BETTOR TO BE TRICKY	10	12.9m	1:58.05	54.64s (1)	27.44s (2)

Finish Position and metres gained from 800m



Sectionals
Powered by



Home of Australian Harness Sectionals

Get your sectionals delivered to your inbox daily

Check out www.pjdata.com.au



The Racing Queensland Board (trading as Racing Queensland) and provider are not responsible for the completeness or accuracy of any of the information contained herein, and makes no representations about its suitability for any purpose.

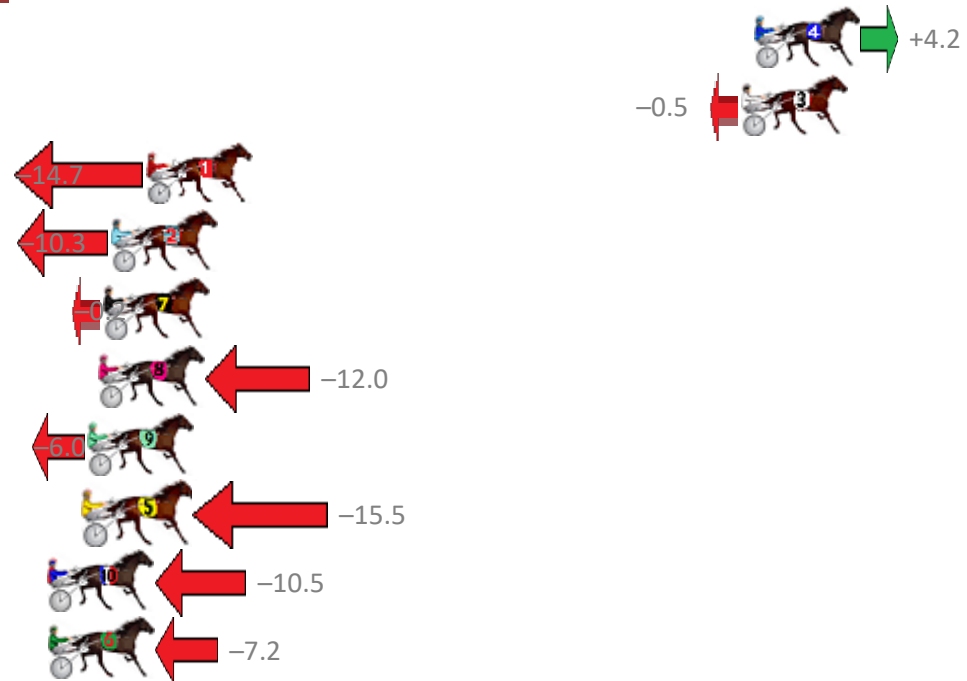
Albion Park Race 4 Distance 1660m

Saturday, 28 March 2020

Gross Time: 1:56.50 MileRate: 1:52.90 LeadTime: 3.40s First Qtr: 26.20s Second Qtr: 30.40s Third Qtr: 28.00s Fourth Qtr: 28.50s

NoHorse	Plc	Margin	Time	800Time (W)	400 Time (W)
4 TIMELESS APPEAL	1	0.0m	1:56.50	56.21s (0)	28.20s (0)
3 RUNFORTHROSES	2	0.5m	1:56.54	56.54s (0)	28.54s (0)
1 TASCOTT LADY	3	24.1m	1:58.30	57.53s (0)	29.19s (0)
2 MISS CATALINA	4	25.5m	1:58.41	57.22s (1)	28.89s (1)
7 IMMORTAL CHANGE	5	25.8m	1:58.43	56.51s (1)	28.44s (2)
8 OUR DELIGHT	6	26.0m	1:58.45	57.34s (0)	28.98s (0)
9 JOANNIES GIRL	7	26.4m	1:58.48	56.92s (1)	28.78s (2)
5 SPECIAL RESERVE	8	26.5m	1:58.48	57.59s (1)	29.29s (1)
10 HOT FLUSH	9	29.1m	1:58.68	57.24s (0)	28.89s (0)
6 DOOLITTLE DOOZZIE	10	30.4m	1:58.78	57.01s (0)	28.67s (1)

Finish Position and metres gained from 800m



Sectionals
Powered by



Home of Australian Harness Sectionals

Get your sectionals delivered to your inbox daily

Check out www.pjdata.com.au



The Racing Queensland Board (trading as Racing Queensland) and provider are not responsible for the completeness or accuracy of any of the information contained herein, and makes no representations about its suitability for any purpose.

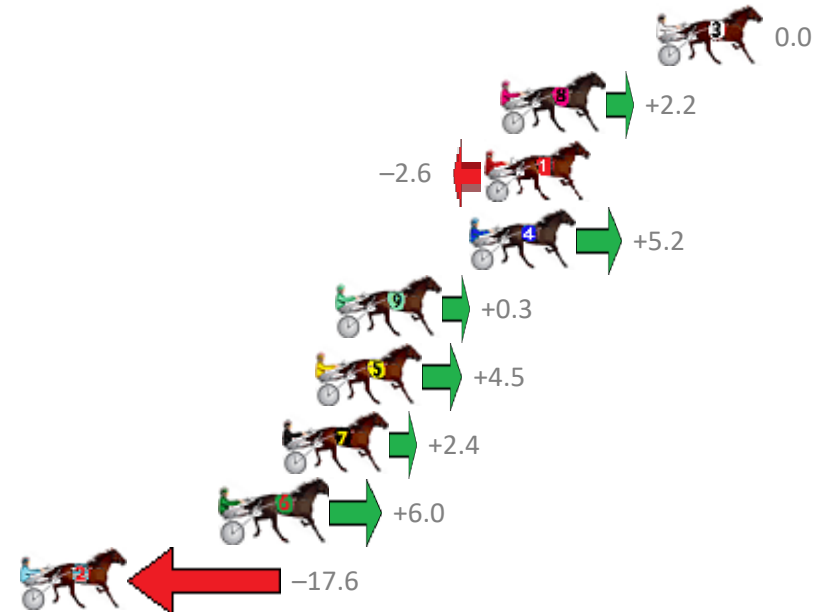
Albion Park Race 5 Distance 1660m

Saturday, 28 March 2020

Gross Time: 1:56.10 MileRate: 1:52.60 LeadTime: 3.50s First Qtr: 28.20s Second Qtr: 29.90s Third Qtr: 27.20s Fourth Qtr: 27.30s

NoHorse	Plc	Margin	Time	800Time (W)	400 Time (W)
3 GLENFERRIE HOOD	1	0.0m	1:56.10	54.50s (0)	27.30s (0)
8 CHANGE OF MIND	2	6.2m	1:56.55	54.35s (0)	27.14s (0)
1 SAMS THE MASTER	3	6.8m	1:56.59	54.68s (0)	27.46s (0)
4 AZTEC BROMAC	4	7.4m	1:56.63	54.15s (0)	26.93s (0)
9 MACH ALERT	5	12.7m	1:57.01	54.48s (1)	27.52s (1)
5 ROCK WITH SAM	6	13.5m	1:57.07	54.20s (1)	27.25s (1)
7 SMOOTH SHOWGIRL	7	14.8m	1:57.16	54.34s (0)	27.11s (0)
6 MAJOR CAM	8	17.2m	1:57.34	54.09s (1)	27.20s (1)
2 SLICE OF HEAVEN	9	25.2m	1:57.91	55.69s (1)	28.67s (1)

Finish Position and metres gained from 800m



Sectionals
Powered by



Home of Australian Harness Sectionals

Get your sectionals delivered to your inbox daily

Check out www.pjdata.com.au



The Racing Queensland Board (trading as Racing Queensland) and provider are not responsible for the completeness or accuracy of any of the information contained herein, and makes no representations about its suitability for any purpose.

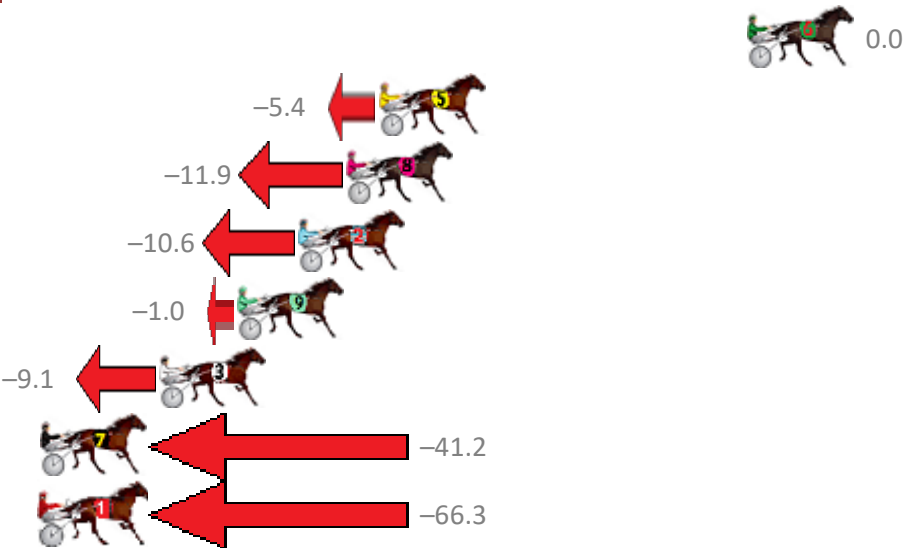
Albion Park Race 6 Distance 1660m

Saturday, 28 March 2020

Gross Time: 2:00.10 MileRate: 1:56.40 LeadTime: 3.60s First Qtr: 28.00s Second Qtr: 31.00s Third Qtr: 29.10s Fourth Qtr: 28.40s

NoHorse	Plc	Margin	Time	800Time (W)	400 Time (W)
6 SHEZA BONNY SHEILA	1	0.0m	2:00.10	57.50s (0)	28.40s (0)
5 MY CHINA DOLL	2	14.6m	2:01.19	57.89s (1)	28.74s (1)
8 ONLYSBEST	3	15.9m	2:01.29	58.35s (1)	29.16s (1)
2 PARATROUPER	4	17.8m	2:01.43	58.26s (0)	29.20s (0)
9 TORQUE IN CONTROL	5	20.2m	2:01.61	57.57s (1)	28.70s (1)
3 GLITTER STRIP	6	23.3m	2:01.84	58.15s (1)	29.10s (2)
7 GRIGORA	7	66.8m	2:05.08	60.44s (1)	31.59s (2)
1 ONE HELLAVA PARTY	8	80.9m	2:06.14	62.24s (0)	32.47s (0)

Finish Position and metres gained from 800m



Sectionals
Powered by



Home of Australian Harness Sectionals

Get your sectionals delivered to your inbox daily

Check out www.pjdata.com.au



The Racing Queensland Board (trading as Racing Queensland) and provider are not responsible for the completeness or accuracy of any of the information contained herein, and makes no representations about its suitability for any purpose.

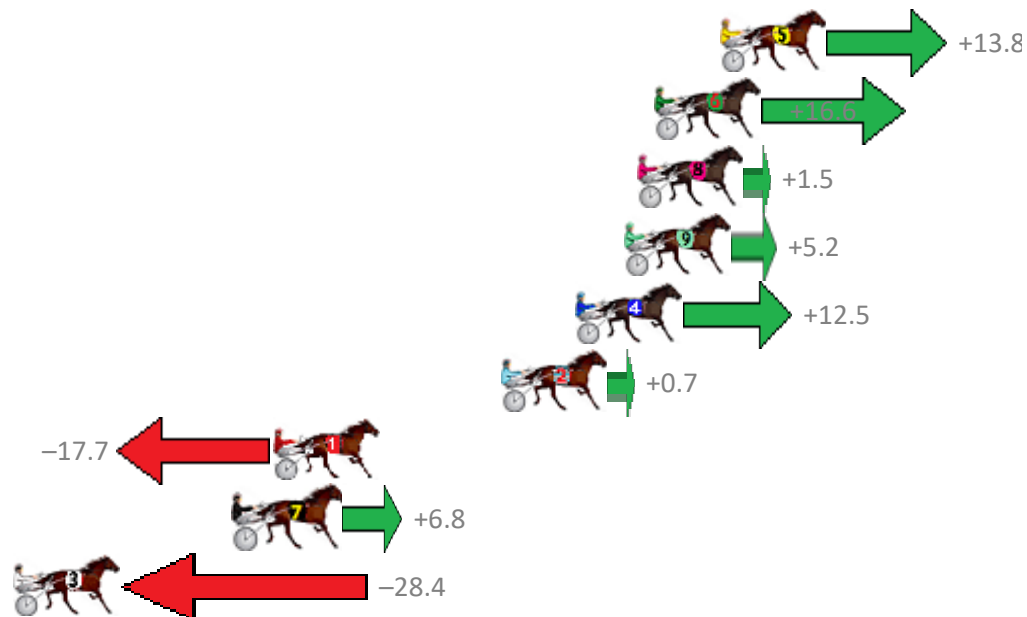
Albion Park Race 7 Distance 2138m

Saturday, 28 March 2020

Gross Time: 2:33.90 MileRate: 1:55.90 LeadTime: 36.80s First Qtr: 29.80s Second Qtr: 29.70s Third Qtr: 28.50s Fourth Qtr: 29.10s

NoHorse	Plc	Margin	Time	800Time (W)	400 Time (W)
5 NEWPORT DREAMZ	1	0.0m	2:33.90	56.61s (2)	29.09s (2)
6 JOHNNY WHITE	2	2.6m	2:34.10	56.41s (2)	28.83s (2)
8 SHERIFF JUJON	3	3.3m	2:34.15	57.49s (0)	28.98s (1)
9 OYSTER STRIDE	4	3.8m	2:34.19	57.23s (0)	28.71s (0)
4 HES NOVAK	5	5.7m	2:34.34	56.71s (1)	28.51s (0)
2 ONLY IN ROME	6	8.7m	2:34.56	57.55s (1)	29.73s (1)
1 RECIPE FOR DREAMING	7	17.7m	2:35.25	58.87s (0)	30.37s (0)
7 CELTIC CRUZA	8	19.2m	2:35.37	57.11s (2)	29.39s (2)
3 MAJOR LUCKY	9	33.0m	2:36.42	59.63s (1)	30.69s (1)

Finish Position and metres gained from 800m



Sectionals
Powered by



Home of Australian Harness Sectionals

Get your sectionals delivered to your inbox daily

Check out www.pjdata.com.au



The Racing Queensland Board (trading as Racing Queensland) and provider are not responsible for the completeness or accuracy of any of the information contained herein, and makes no representations about its suitability for any purpose.

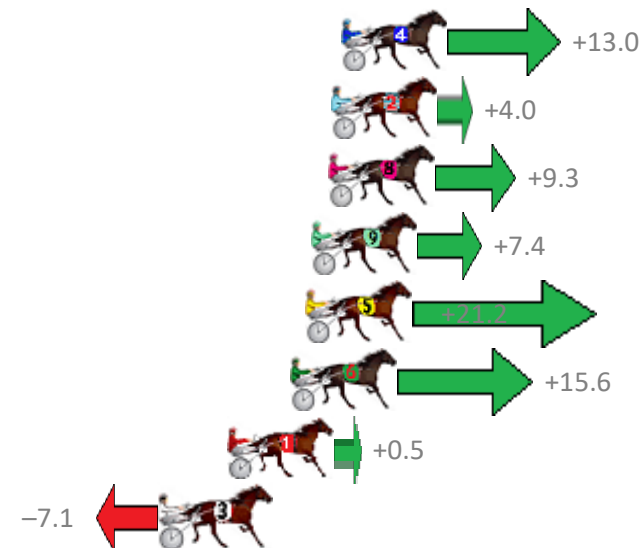
Albion Park Race 8 Distance 2138m

Saturday, 28 March 2020

Gross Time: 2:34.60 MileRate: 1:56.30 LeadTime: 36.70s First Qtr: 29.90s Second Qtr: 29.90s Third Qtr: 28.20s Fourth Qtr: 29.90s

NoHorse	Plc	Margin	Time	800Time (W)	400 Time (W)
4 CONDAFEW	1	0.0m	2:34.60	57.16s (1)	29.10s (1)
2 FEELINGFORARAINBOW	2	0.4m	2:34.63	57.81s (1)	29.78s (1)
8 TOO GOOD FOR YOU	3	0.5m	2:34.64	57.43s (0)	29.21s (0)
9 TODAYS HERO	4	1.2m	2:34.69	57.57s (1)	29.50s (1)
5 SO BOBS YOUR UNCLE	5	1.4m	2:34.71	56.57s (1)	28.87s (0)
6 MAJOR GENERALJUJON	6	2.0m	2:34.76	56.97s (1)	28.87s (1)
1 CAMROLLER	7	4.5m	2:34.95	58.06s (0)	29.88s (0)
3 TROUBLESOME DAVE	8	7.1m	2:35.16	58.61s (0)	30.43s (0)

Finish Position and metres gained from 800m



Sectionals
Powered by



Home of Australian Harness Sectionals

Get your sectionals delivered to your inbox daily

Check out www.pjdata.com.au



The Racing Queensland Board (trading as Racing Queensland) and provider are not responsible for the completeness or accuracy of any of the information contained herein, and makes no representations about its suitability for any purpose.

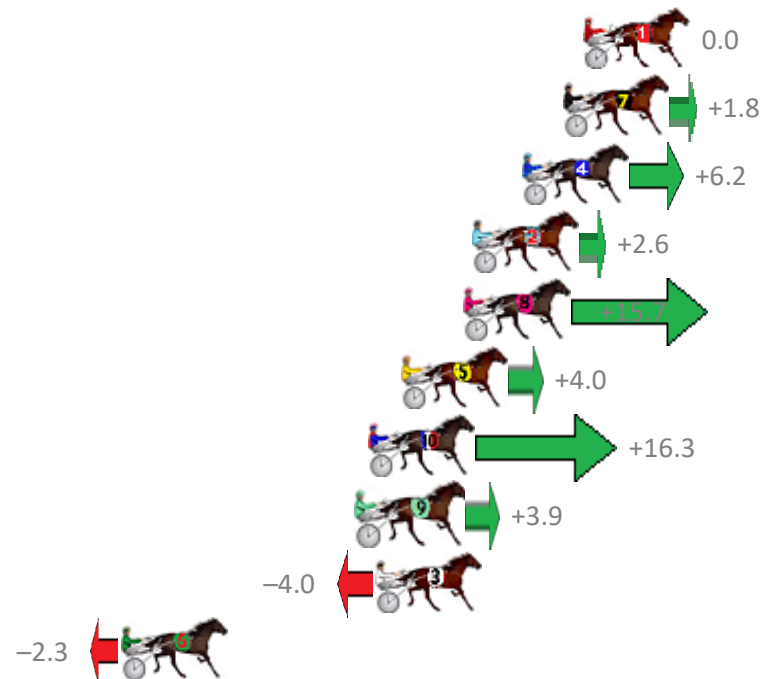
Albion Park Race 9 Distance 2138m

Saturday, 28 March 2020

Gross Time: 2:45.70 MileRate: 2:04.70 LeadTime: 42.90s First Qtr: 31.30s Second Qtr: 33.00s Third Qtr: 29.30s Fourth Qtr: 29.20s

NoHorse	Plc	Margin	Time	800Time (W)	400 Time (W)
1 MELPARK MAGIC	1	0.0m	2:45.70	58.50s (0)	29.20s (0)
7 SPRINGBANK EDEN	2	0.8m	2:45.76	58.37s (1)	29.20s (1)
4 FOURSHARESMOREBEE	3	2.4m	2:45.88	58.05s (0)	28.69s (0)
2 IVANOV	4	4.4m	2:46.04	58.31s (1)	29.13s (1)
8 MAYBETOTHEMAX	5	4.7m	2:46.06	57.36s (1)	28.92s (2)
5 JUSTABITNOISY	6	7.2m	2:46.25	58.21s (1)	29.01s (1)
10 QUIETLY SPOKEN	7	8.5m	2:46.35	57.31s (1)	28.89s (2)
9 NORTHERN MUSCLE	8	8.9m	2:46.38	58.22s (0)	28.83s (0)
3 GARLAND GREENE	9	8.2m	2:46.33	58.79s (0)	29.45s (0)
6 REIGN ON ME	10	18.3m	2:47.10	58.67s (1)	30.24s (2)

Finish Position and metres gained from 800m



Sectionals
Powered by



Home of Australian Harness Sectionals

Get your sectionals delivered to your inbox daily

Check out www.pjdata.com.au



The Racing Queensland Board (trading as Racing Queensland) and provider are not responsible for the completeness or accuracy of any of the information contained herein, and makes no representations about its suitability for any purpose.