

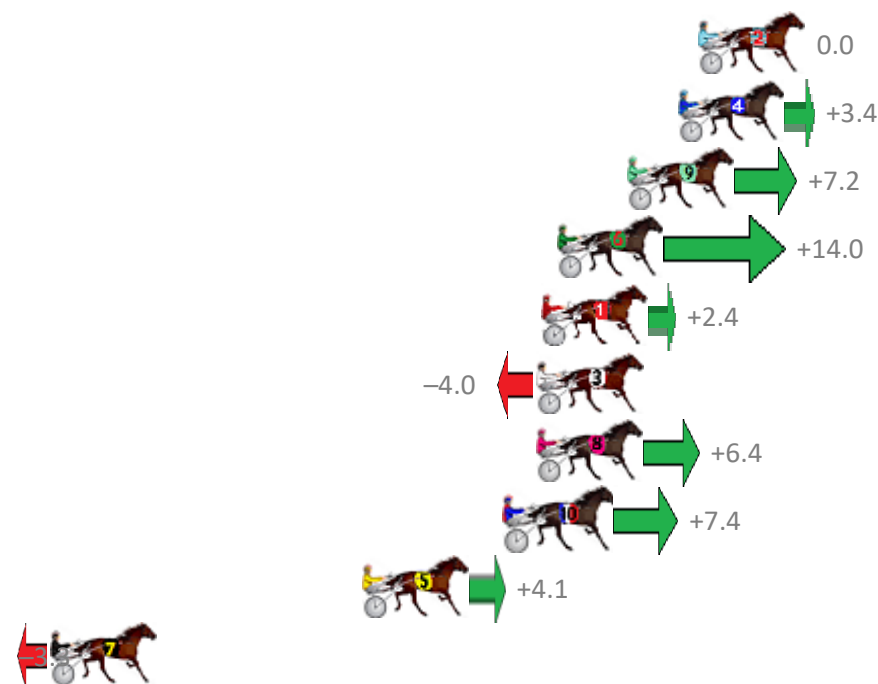
Albion Park Race 1 Distance 1660m

Friday, 17 April 2020

Gross Time: 1:57.30 MileRate: 1:53.70 LeadTime: 3.60s First Qtr: 26.80s Second Qtr: 29.50s Third Qtr: 28.30s Fourth Qtr: 29.10s

NoHorse	Plc	Margin	Time	800Time (W)	400 Time (W)
2 DATTITUDE	1	0.0m	1:57.30	57.40s (0)	29.10s (0)
4 TIMELESS APPEAL	2	0.8m	1:57.36	57.16s (0)	28.85s (0)
9 MATRON JUJON	3	2.8m	1:57.51	56.89s (1)	28.74s (1)
6 BET IM SPECIAL	4	5.6m	1:57.73	56.40s (1)	28.29s (1)
1 ARK ME	5	6.2m	1:57.77	57.23s (0)	28.90s (0)
3 LEFT A TERROR	6	6.4m	1:57.79	57.69s (1)	29.33s (1)
8 AT WEST POINT	7	6.4m	1:57.79	56.94s (0)	28.59s (0)
10 CAMROLLER	8	7.6m	1:57.88	56.87s (1)	28.75s (1)
5 JANIES GOT A GUN	9	13.3m	1:58.32	57.11s (0)	28.75s (0)
7 SO MUCH BETTOR	10	25.7m	1:59.26	57.64s (0)	29.43s (1)

Finish Position and metres gained from 800m



Sectionals
Powered by



Home of Australian Harness Sectionals

Get your sectionals delivered to your inbox daily

Check out www.pjdata.com.au



The Racing Queensland Board (trading as Racing Queensland) and provider are not responsible for the completeness or accuracy of any of the information contained herein, and makes no representations about its suitability for any purpose.

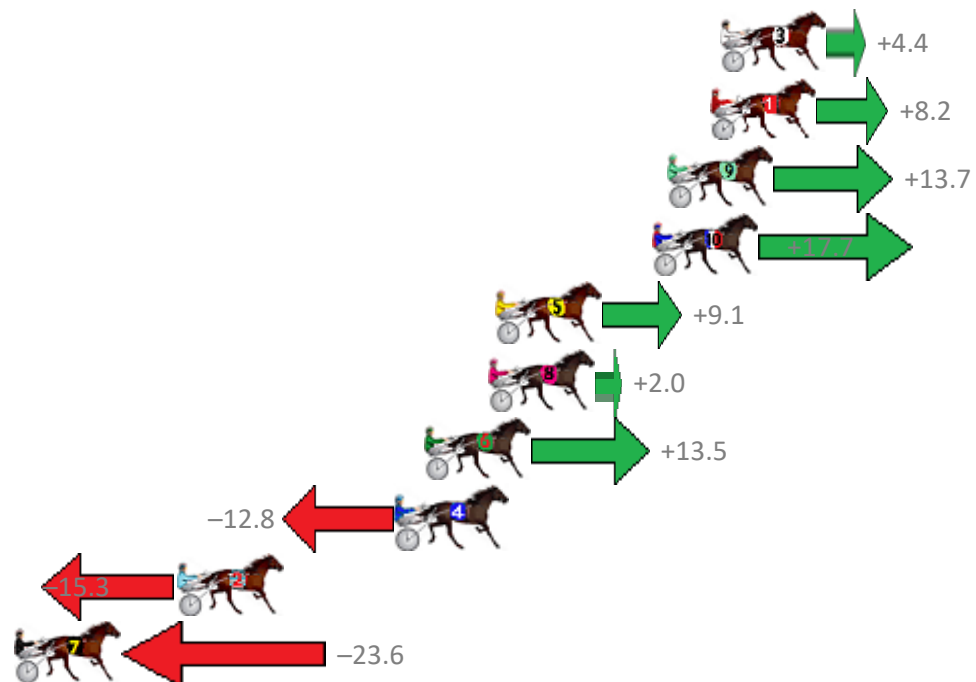
Albion Park Race 2 Distance 1660m

Friday, 17 April 2020

Gross Time: 1:59.20 MileRate: 1:55.50 LeadTime: 3.50s First Qtr: 26.70s Second Qtr: 31.40s Third Qtr: 28.30s Fourth Qtr: 29.30s

NoHorse	Plc	Margin	Time	800Time (W)	400 Time (W)
3 SOLDIER OF FORTUNE	1	0.0m	1:59.20	57.28s (0)	28.99s (0)
1 BLUE MOON RISING	2	0.4m	1:59.23	57.01s (0)	28.72s (0)
9 COMMODORE JUJON	3	2.1m	1:59.36	56.62s (1)	28.90s (3)
10 MISTER HART	4	2.7m	1:59.41	56.33s (1)	28.65s (4)
5 IFOUNDTHEBEACH	5	8.9m	1:59.88	56.95s (0)	29.07s (1)
8 CIRCLE LINE	6	9.2m	1:59.91	57.46s (1)	29.66s (2)
6 ONE OFF	7	11.7m	2:00.10	56.63s (1)	28.96s (2)
4 HEZA BROMAC	8	12.8m	2:00.18	58.52s (0)	30.23s (0)
2 EULO FLYER	9	21.5m	2:00.85	58.70s (1)	30.39s (1)
7 KEY LARGO	10	37.2m	2:02.06	59.29s (0)	30.80s (0)

Finish Position and metres gained from 800m



Sectionals
Powered by



Home of Australian Harness Sectionals

Get your sectionals delivered to your inbox daily

Check out www.pjdata.com.au



The Racing Queensland Board (trading as Racing Queensland) and provider are not responsible for the completeness or accuracy of any of the information contained herein, and makes no representations about its suitability for any purpose.

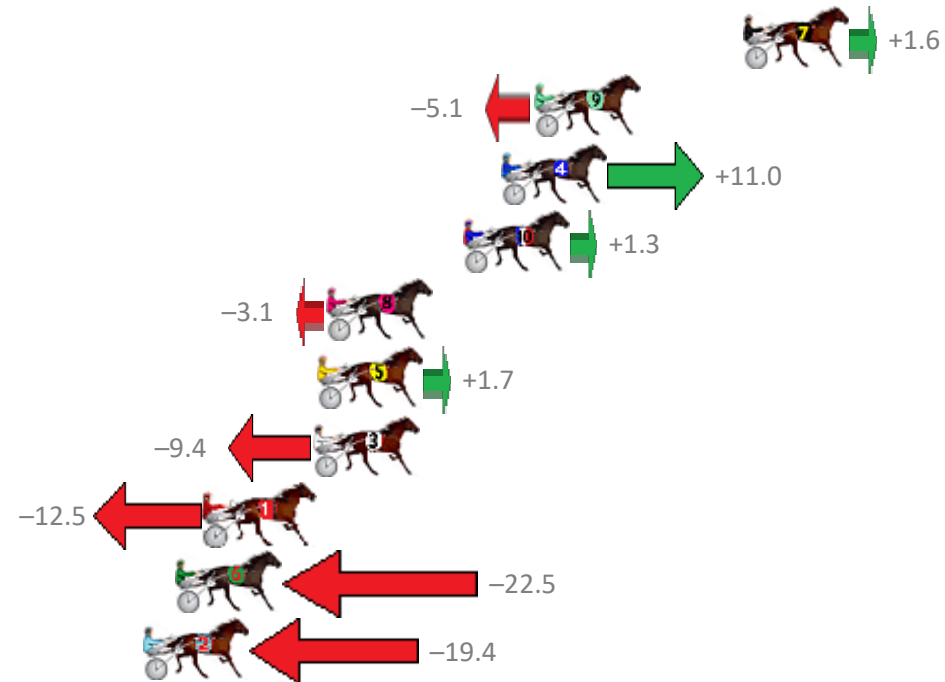
Albion Park Race 3 Distance 1660m

Friday, 17 April 2020

Gross Time: 1:57.70 MileRate: 1:54.10 LeadTime: 3.50s First Qtr: 27.30s Second Qtr: 29.60s Third Qtr: 28.20s Fourth Qtr: 29.10s

NoHorse	Plc	Margin	Time	800Time (W)	400 Time (W)
7 STREET APPEAL	1	0.0m	1:57.70	57.19s (2)	29.10s (0)
9 KOTIRO	2	8.3m	1:58.33	57.66s (1)	29.44s (1)
4 MISTER COLE	3	9.6m	1:58.43	56.52s (1)	29.03s (2)
10 ZARAS ALL GOOD	4	11.1m	1:58.55	57.21s (1)	28.95s (1)
8 ALBION ARK	5	16.5m	1:58.96	57.52s (0)	29.01s (1)
5 JILLIBY JACKPOT	6	16.9m	1:58.99	57.18s (0)	29.15s (2)
3 ELIZABETHAN ERA	7	17.0m	1:59.00	57.97s (1)	29.74s (1)
1 MODERNDAY FALCON	8	21.3m	1:59.33	58.19s (0)	29.50s (0)
6 CALLMEDEMARO	9	22.5m	1:59.42	58.90s (0)	30.25s (0)
2 KWASII	10	23.8m	1:59.52	58.68s (0)	30.00s (0)

Finish Position and metres gained from 800m



Sectionals
Powered by



Home of Australian Harness Sectionals

Get your sectionals delivered to your inbox daily

Check out www.pjdata.com.au



The Racing Queensland Board (trading as Racing Queensland) and provider are not responsible for the completeness or accuracy of any of the information contained herein, and makes no representations about its suitability for any purpose.

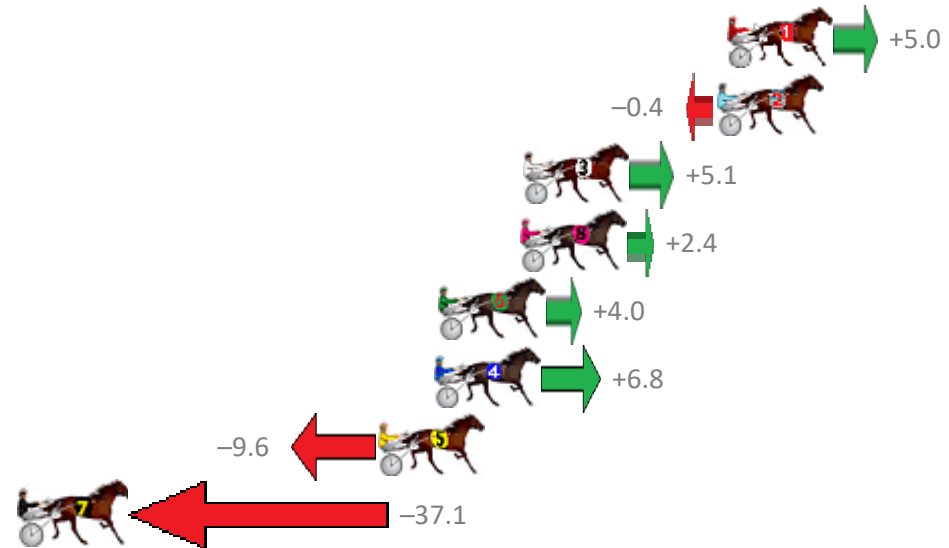
Albion Park Race 4 Distance 2138m

Friday, 17 April 2020

Gross Time: 2:37.60 MileRate: 1:58.60 LeadTime: 39.90s First Qtr: 31.20s Second Qtr: 29.40s Third Qtr: 28.80s Fourth Qtr: 28.30s

NoHorse	Plc	Margin	Time	800Time (W)	400 Time (W)
1 CHEESANDKISSES	1	0.0m	2:37.60	56.75s (0)	27.95s (0)
2 THE WARP REACTOR	2	0.4m	2:37.63	57.13s (0)	28.33s (0)
3 VENUS JUJON	3	8.1m	2:38.20	56.74s (1)	28.01s (2)
8 OUR RIDGY DIDGE	4	8.2m	2:38.21	56.93s (0)	28.10s (0)
6 SOMEHOWSOMEWAY	5	11.4m	2:38.45	56.82s (0)	27.99s (1)
4 THE CASUAL GOOSE	6	11.6m	2:38.46	56.62s (1)	27.93s (2)
5 FOREVER ROCKING	7	13.8m	2:38.63	57.78s (1)	29.07s (1)
7 CAPTAIN THUNDERBOL	8	45.9m	2:41.01	59.73s (1)	30.85s (1)

Finish Position and metres gained from 800m



Sectionals
Powered by



Home of Australian Harness Sectionals

Get your sectionals delivered to your inbox daily

Check out www.pjdata.com.au



The Racing Queensland Board (trading as Racing Queensland) and provider are not responsible for the completeness or accuracy of any of the information contained herein, and makes no representations about its suitability for any purpose.

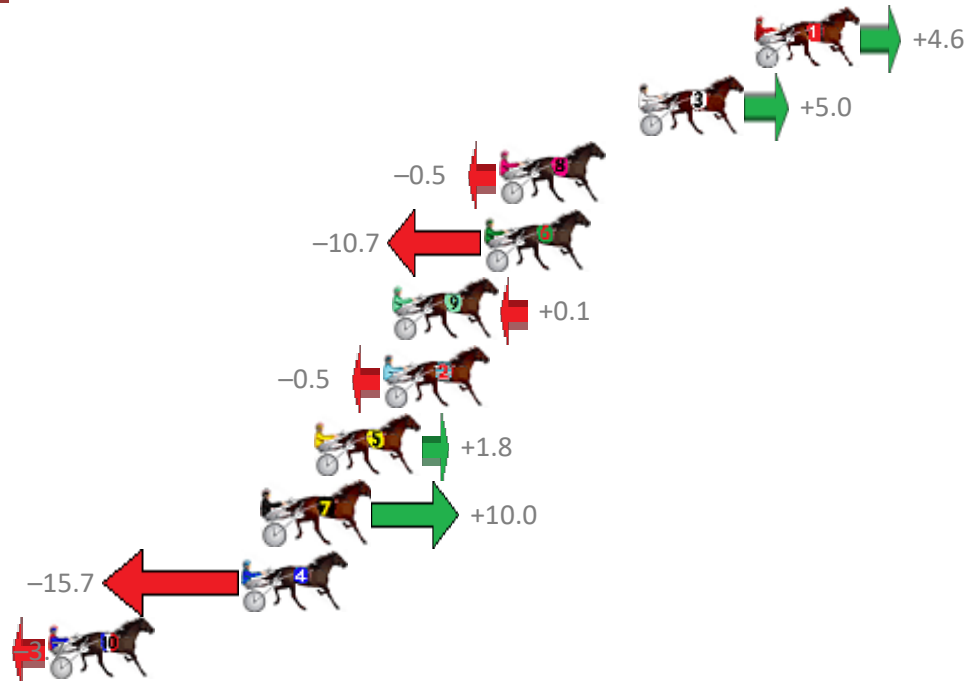
Albion Park Race 5 Distance 1660m

Friday, 17 April 2020

Gross Time: 1:59.30 MileRate: 1:55.60 LeadTime: 3.50s First Qtr: 28.30s Second Qtr: 29.80s Third Qtr: 28.50s Fourth Qtr: 29.20s

NoHorse	Plc	Margin	Time	800Time (W)	400 Time (W)
1 BEEF CITY STARZZZ	1	0.0m	1:59.30	57.37s (0)	28.88s (0)
3 SIGNOR JUJON	2	4.6m	1:59.65	57.34s (1)	28.92s (2)
8 MY ULTIMATE HELL	3	10.1m	2:00.07	57.74s (0)	29.18s (0)
6 CHROMOZONE	4	10.7m	2:00.12	58.47s (0)	29.98s (0)
9 LITTLEDEE	5	14.3m	2:00.40	57.69s (0)	29.12s (0)
2 ELZBOY	6	14.7m	2:00.43	57.74s (1)	29.29s (1)
5 TRACES OF TARA	7	17.4m	2:00.63	57.57s (1)	29.35s (2)
7 MOTU AMETHYST	8	19.4m	2:00.79	56.98s (1)	29.10s (0)
4 ALL GOOD WALLY	9	20.3m	2:00.85	58.83s (1)	30.30s (1)
10 MAYWYN TROUBADOU	10	28.3m	2:01.47	57.97s (1)	29.74s (1)

Finish Position and metres gained from 800m



Sectionals
Powered by



Home of Australian Harness Sectionals

Get your sectionals delivered to your inbox daily

Check out www.pjdata.com.au



The Racing Queensland Board (trading as Racing Queensland) and provider are not responsible for the completeness or accuracy of any of the information contained herein, and makes no representations about its suitability for any purpose.

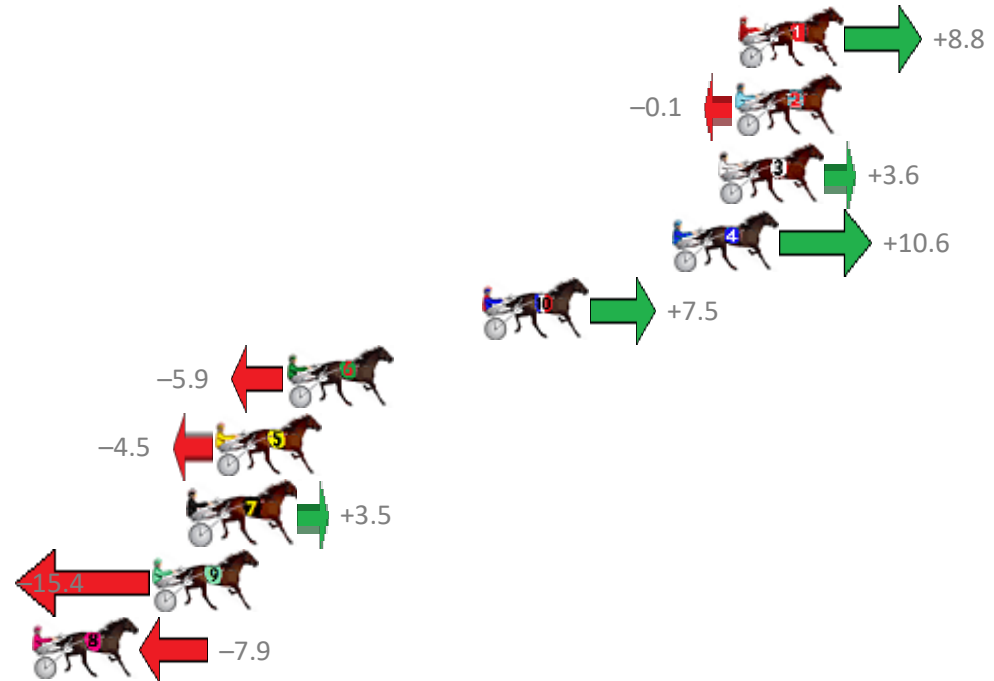
Albion Park Race 6 Distance 2138m

Friday, 17 April 2020

Gross Time: 2:41.90 MileRate: 2:01.90 LeadTime: 43.40s First Qtr: 29.50s Second Qtr: 30.60s Third Qtr: 29.60s Fourth Qtr: 28.80s

NoHorse	Plc	Margin	Time	800Time (W)	400 Time (W)
1 LAVROS TEXAS	1	0.0m	2:41.90	57.76s (0)	28.14s (0)
2 MATATOKI	2	0.1m	2:41.91	58.41s (0)	28.81s (0)
3 IVANOV	3	0.8m	2:41.96	58.14s (0)	28.54s (0)
4 JUSTABITNOISY	4	2.6m	2:42.10	57.63s (0)	28.00s (0)
10 MAYBETOTHEMAX	5	10.1m	2:42.66	57.86s (0)	28.16s (0)
6 SOUTHERN ALPS	6	17.9m	2:43.25	58.83s (1)	29.27s (1)
5 FOURSHARESMOREBEE	7	20.7m	2:43.46	58.73s (1)	29.17s (1)
7 NORTHERN MUSCLE	8	21.7m	2:43.54	58.15s (1)	29.19s (2)
9 SPRINGBANK EDEN	9	23.2m	2:43.65	59.52s (1)	29.96s (1)
8 GEE UP NEDDY	10	29.1m	2:44.10	58.97s (1)	30.04s (2)

Finish Position and metres gained from 800m



Sectionals
Powered by



Home of Australian Harness Sectionals

Get your sectionals delivered to your inbox daily

Check out www.pjdata.com.au



The Racing Queensland Board (trading as Racing Queensland) and provider are not responsible for the completeness or accuracy of any of the information contained herein, and makes no representations about its suitability for any purpose.

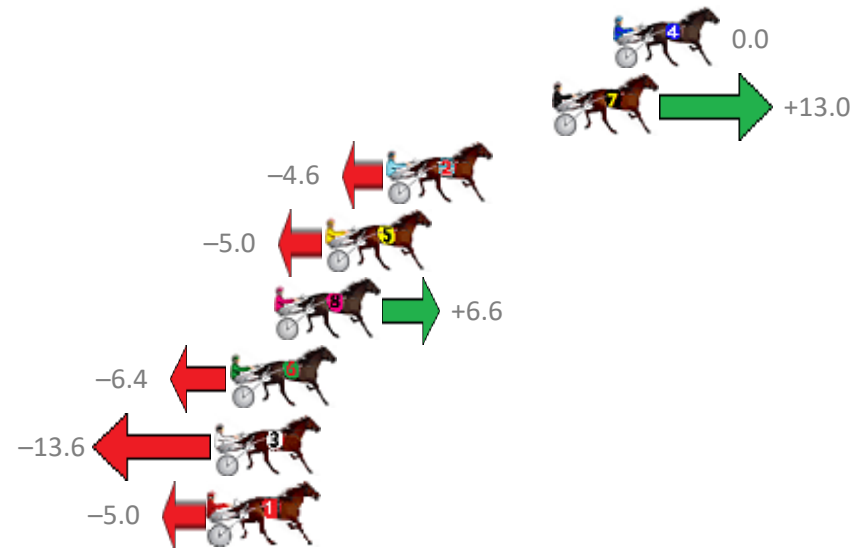
Albion Park Race 7 Distance 2138m

Friday, 17 April 2020

Gross Time: 2:45.00 MileRate: 2:04.20 LeadTime: 40.60s First Qtr: 32.40s Second Qtr: 32.90s Third Qtr: 30.10s Fourth Qtr: 29.00s

NoHorse	Plc	Margin	Time	800Time (W)	400 Time (W)
4 ILLAWONG CHAMPERS	1	0.0m	2:45.00	59.10s (0)	29.00s (0)
7 IS SOMETHINGBURNIN	2	2.4m	2:45.18	58.14s (1)	28.06s (2)
2 EL SWAVO	3	9.0m	2:45.68	59.44s (0)	29.23s (0)
5 BOURBONONThEROCK	4	11.4m	2:45.87	59.47s (1)	29.40s (2)
8 ASTRAL RULER	5	13.4m	2:46.02	58.62s (1)	28.45s (1)
6 DAY TOURER	6	15.2m	2:46.16	59.57s (0)	29.14s (0)
3 HIGH CLOUD LASS	7	15.8m	2:46.20	60.10s (1)	29.97s (1)
1 MYRTLE BEACH	8	16.0m	2:46.22	59.47s (1)	29.27s (1)

Finish Position and metres gained from 800m



Sectionals
Powered by



Home of Australian Harness Sectionals

Get your sectionals delivered to your inbox daily

Check out www.pjdata.com.au



The Racing Queensland Board (trading as Racing Queensland) and provider are not responsible for the completeness or accuracy of any of the information contained herein, and makes no representations about its suitability for any purpose.