

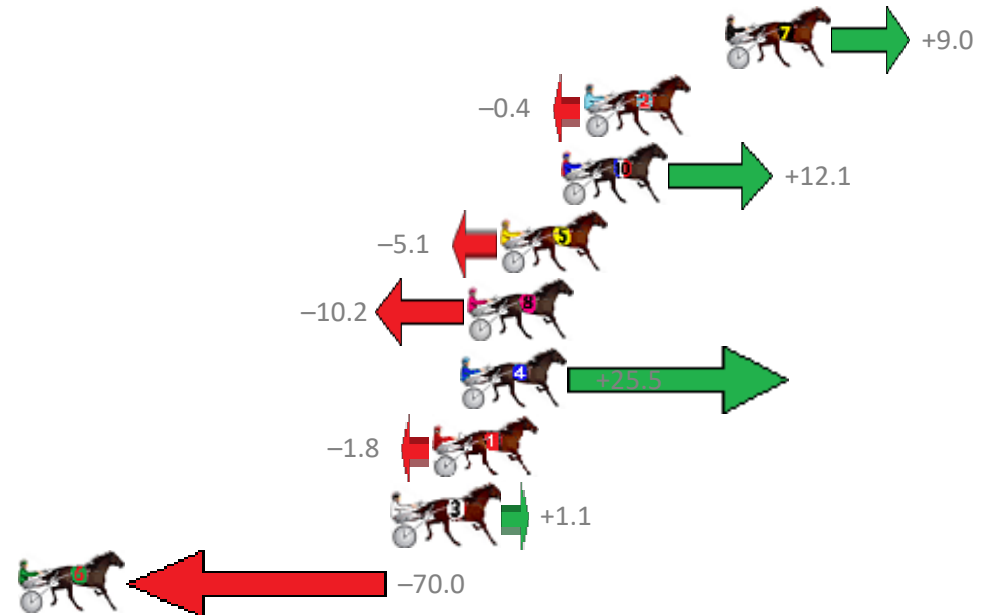
# Albion Park Race 1 Distance 2138m

Tuesday, 26 May 2020

Gross Time: 2:42.10 MileRate: 2:01.50 LeadTime: 41.30s First Qtr: 30.20s Second Qtr: 31.20s Third Qtr: 29.70s Fourth Qtr: 29.70s

NoHorse	Plc	Margin	Time	800Time (W)	400 Time (W)
7 HAVANA MAGIC	1	0.0m	2:42.10	58.74s (1)	29.64s (2)
2 DAY TOURER	2	5.6m	2:42.54	59.43s (0)	29.76s (0)
10 IS SOMETHINGBURNIN	3	6.5m	2:42.61	58.51s (1)	29.80s (2)
5 DOWN UNDER RORS	4	8.9m	2:42.79	59.78s (1)	30.31s (1)
8 THE REAPER	5	10.2m	2:42.89	60.15s (0)	30.45s (0)
4 I ASKED NICELY	6	10.5m	2:42.92	57.52s (0)	28.90s (0)
1 NORAH'S FLING	7	11.6m	2:43.00	59.53s (0)	29.85s (0)
3 WHATABOYZ	8	13.1m	2:43.12	59.32s (0)	30.28s (1)
6 WATTS UP MAORI	9	84.4m	2:48.67	64.57s (1)	34.16s (1)

Finish Position and metres gained from 800m



Sectionals  
Powered by



Home of Australian Harness Sectionals

Get your sectionals delivered to your inbox daily

Check out [www.pjdata.com.au](http://www.pjdata.com.au)



The Racing Queensland Board (trading as Racing Queensland) and provider are not responsible for the completeness or accuracy of any of the information contained herein, and makes no representations about its suitability for any purpose.

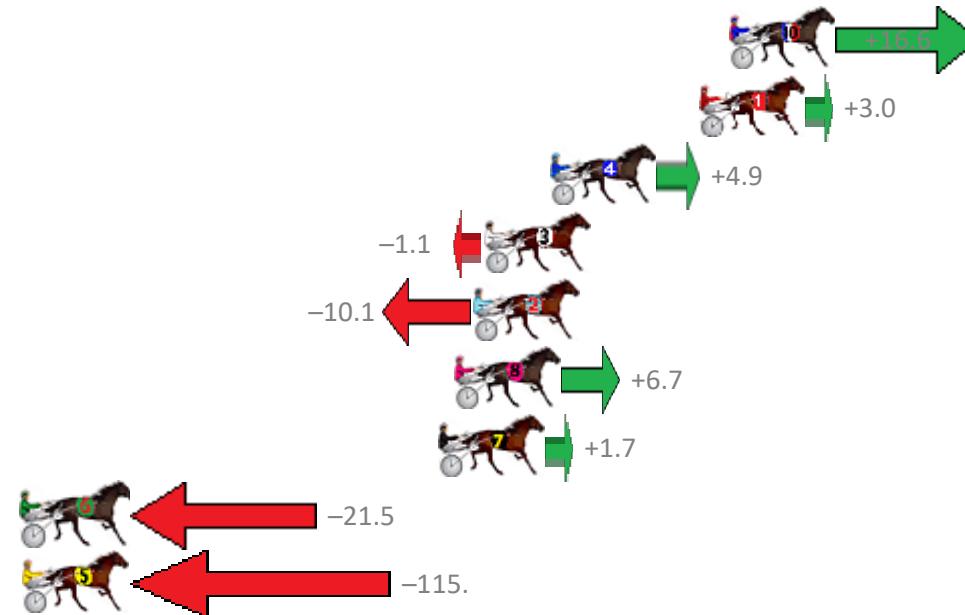
# Albion Park Race 2 Distance 2647m

Tuesday, 26 May 2020

Gross Time: 3:22.10 MileRate: 2:01.50 LeadTime: 82.70s First Qtr: 31.20s Second Qtr: 29.80s Third Qtr: 30.00s Fourth Qtr: 28.40s

NoHorse	Plc	Margin	Time	800Time (W)	400 Time (W)
10 NORTHERN MUSCLE	1	0.0m	3:22.10	57.19s (1)	27.76s (1)
1 MUSCULUS	2	1.2m	3:22.19	58.18s (0)	28.19s (0)
4 JUSTABILIKEMUM	3	7.1m	3:22.63	58.04s (1)	28.62s (1)
3 SENITAS SUCCESS	4	9.7m	3:22.82	58.48s (0)	28.48s (0)
2 PATSDELIGHT	5	10.1m	3:22.85	59.13s (0)	29.11s (0)
8 MELPARK MAGIC	6	10.9m	3:22.91	57.91s (0)	28.15s (1)
7 MATATOKI	7	11.5m	3:22.96	58.28s (0)	28.31s (0)
6 IVANOV	8	28.9m	3:24.26	59.96s (1)	29.06s (0)
5 IM THE COMMANDO	9	118.6m	3:30.95	66.79s (1)	35.14s (1)

Finish Position and metres gained from 800m



Sectionals  
Powered by



Home of Australian Harness Sectionals

Get your sectionals delivered to your inbox daily

Check out [www.pjdata.com.au](http://www.pjdata.com.au)



The Racing Queensland Board (trading as Racing Queensland) and provider are not responsible for the completeness or accuracy of any of the information contained herein, and makes no representations about its suitability for any purpose.

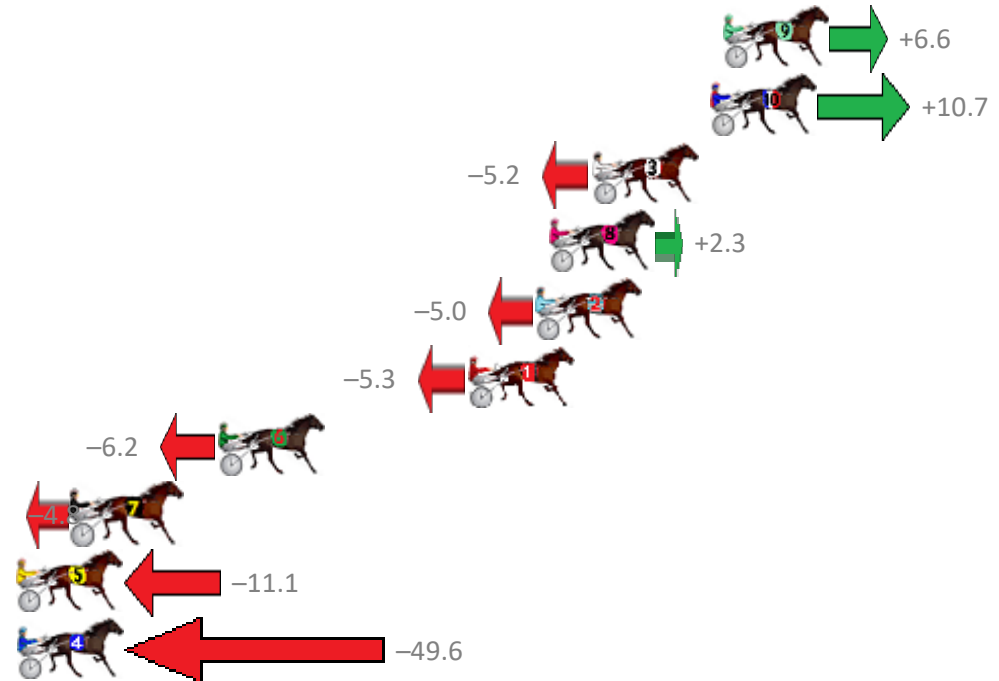
# Albion Park Race 3 Distance 1660m

Tuesday, 26 May 2020

Gross Time: 2:03.40 MileRate: 1:59.70 LeadTime: 3.50s First Qtr: 29.20s Second Qtr: 31.70s Third Qtr: 30.50s Fourth Qtr: 28.50s

NoHorse	Plc	Margin	Time	800Time (W)	400 Time (W)
9 MONTANA FLASH	1	0.0m	2:03.40	58.52s (1)	28.06s (1)
10 ROYAL PRINCESS	2	0.5m	2:03.44	58.22s (1)	27.80s (1)
3 LEFTMEATTHEBAR	3	5.2m	2:03.79	59.38s (0)	28.87s (0)
8 MONTANA MYSTIQUE	4	6.9m	2:03.92	58.83s (0)	28.31s (0)
2 KING OF COOL	5	7.4m	2:03.95	59.37s (1)	28.91s (1)
1 ROCK STAR BABE	6	10.1m	2:04.16	59.39s (0)	28.88s (0)
6 STRAYTOTHEPOOLROO	7	20.0m	2:04.90	59.45s (0)	28.91s (0)
7 QUICK CLASSIC	8	25.8m	2:05.33	59.35s (0)	28.74s (0)
5 DEVILISH CHILD	9	32.7m	2:05.85	59.81s (1)	29.37s (1)
4 PRINCESS CHILLA	10	66.0m	2:08.34	62.64s (1)	32.13s (1)

Finish Position and metres gained from 800m



Sectionals  
Powered by



Home of Australian Harness Sectionals

Get your sectionals delivered to your inbox daily

Check out [www.pjdata.com.au](http://www.pjdata.com.au)



The Racing Queensland Board (trading as Racing Queensland) and provider are not responsible for the completeness or accuracy of any of the information contained herein, and makes no representations about its suitability for any purpose.

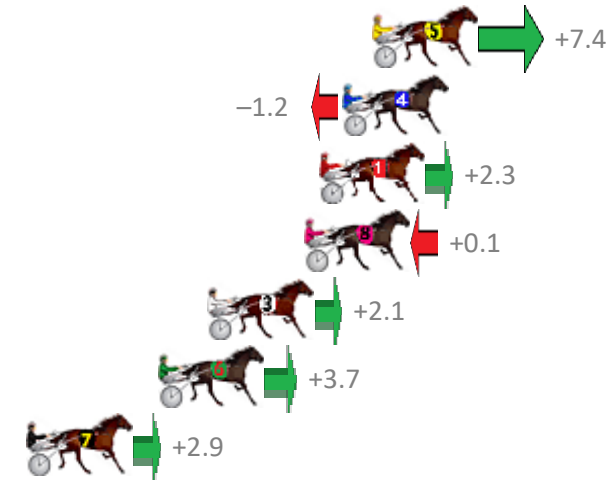
# Albion Park Race 4 Distance 2138m

Tuesday, 26 May 2020

Gross Time: 2:36.00 MileRate: 1:57.50 LeadTime: 38.00s First Qtr: 32.10s Second Qtr: 29.60s Third Qtr: 28.30s Fourth Qtr: 28.00s

NoHorse	Plc	Margin	Time	800Time (W)	400 Time (W)
5 MISTER DIAMOND	1	0.0m	2:36.00	55.78s (1)	27.57s (1)
4 BETTERTHANAJEEP	2	1.2m	2:36.09	56.38s (0)	28.08s (0)
1 DONNY JONES	3	2.1m	2:36.15	56.14s (0)	27.83s (0)
8 THE MONEY BALL	4	2.7m	2:36.20	56.29s (1)	28.05s (1)
3 HOT DOGMA	5	6.5m	2:36.48	56.15s (0)	27.84s (0)
6 MAN FROM BRAAVOS	6	8.5m	2:36.63	56.04s (1)	27.87s (1)
7 RUNFORTHEROSES	7	13.7m	2:37.01	56.10s (1)	27.94s (1)

Finish Position and metres gained from 800m



Sectionals  
Powered by



Home of Australian Harness Sectionals

Get your sectionals delivered to your inbox daily

Check out [www.pjdata.com.au](http://www.pjdata.com.au)



The Racing Queensland Board (trading as Racing Queensland) and provider are not responsible for the completeness or accuracy of any of the information contained herein, and makes no representations about its suitability for any purpose.

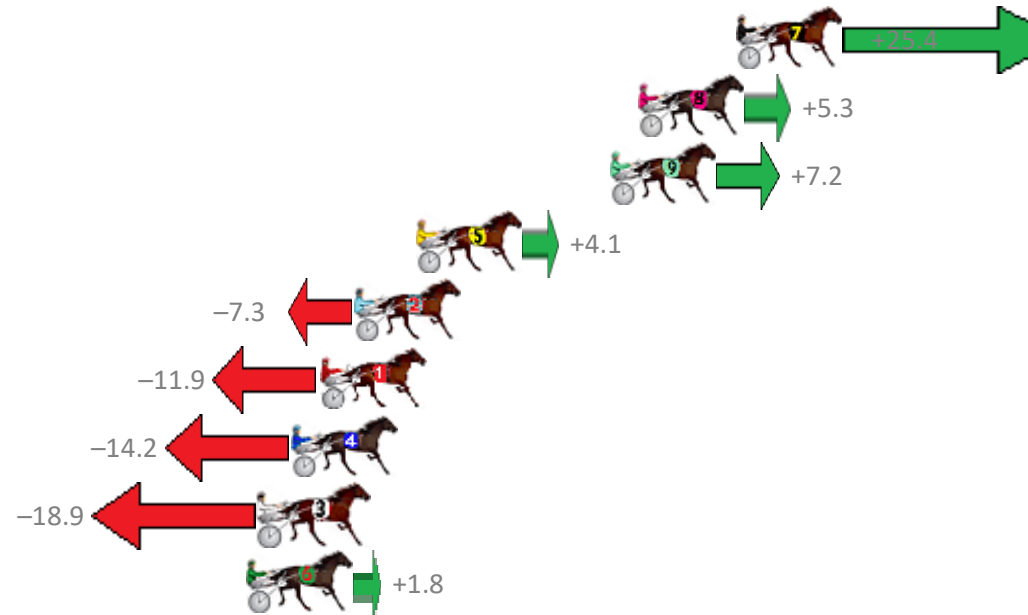
# Albion Park Race 5 Distance 1660m

Tuesday, 26 May 2020

Gross Time: 1:57.40 MileRate: 1:53.80 LeadTime: 3.30s First Qtr: 27.30s Second Qtr: 29.80s Third Qtr: 28.70s Fourth Qtr: 28.30s

NoHorse	Plc	Margin	Time	800Time (W)	400 Time (W)
7 SPEECH IS SILVER	1	0.0m	1:57.40	55.20s (1)	27.34s (3)
8 SLICE OF HEAVEN	2	3.9m	1:57.69	56.62s (0)	28.07s (1)
9 OYSTER STRIDE	3	5.0m	1:57.77	56.49s (1)	28.48s (3)
5 LEXUS ON THE BEACH	4	12.7m	1:58.34	56.71s (1)	28.52s (2)
2 OUR BONDI BEACH	5	15.1m	1:58.52	57.52s (1)	29.21s (2)
1 THREO	6	16.5m	1:58.63	57.84s (0)	29.12s (0)
4 IMA TOP TYCOON	7	17.6m	1:58.71	58.01s (1)	29.48s (1)
3 COMPLY OR DIE	8	18.9m	1:58.81	58.34s (0)	29.63s (0)
6 CLASSIE AMERICAN	9	19.4m	1:58.84	56.87s (1)	28.78s (0)

Finish Position and metres gained from 800m



Sectionals  
Powered by



Home of Australian Harness Sectionals

Get your sectionals delivered to your inbox daily

Check out [www.pjdata.com.au](http://www.pjdata.com.au)



The Racing Queensland Board (trading as Racing Queensland) and provider are not responsible for the completeness or accuracy of any of the information contained herein, and makes no representations about its suitability for any purpose.

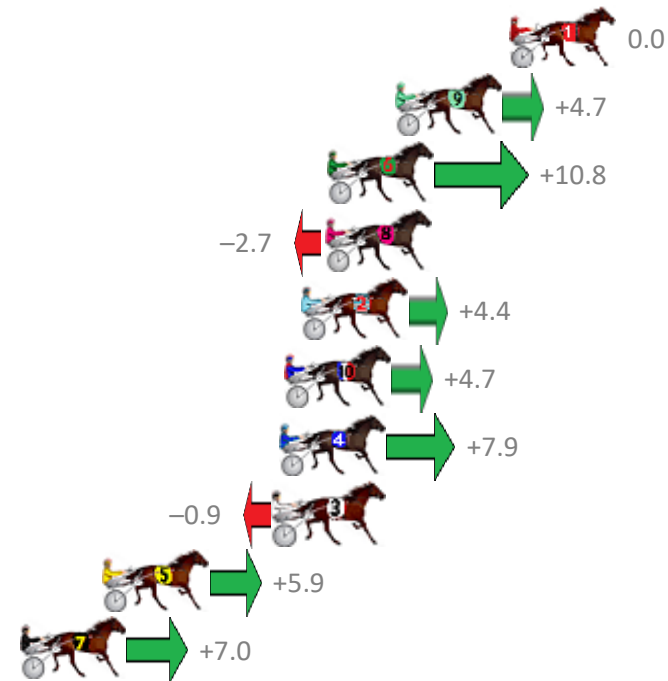
# Albion Park Race 6 Distance 1660m

Tuesday, 26 May 2020

Gross Time: 1:58.30 MileRate: 1:54.70 LeadTime: 3.50s First Qtr: 28.00s Second Qtr: 30.30s Third Qtr: 28.20s Fourth Qtr: 28.30s

NoHorse	Plc	Margin	Time	800Time (W)	400 Time (W)
1 MAFUTA VAUTIN	1	0.0m	1:58.30	56.50s (0)	28.30s (0)
9 WITH AUTHORITY	2	4.5m	1:58.63	56.17s (0)	27.93s (0)
6 BEAU CISHLOM	3	7.2m	1:58.84	55.74s (0)	27.57s (1)
8 HEREUX HOMME	4	7.3m	1:58.84	56.69s (0)	28.45s (0)
2 WEEDONS EXPRESS	5	8.2m	1:58.91	56.19s (1)	28.23s (1)
10 SWEET AS	6	8.9m	1:58.96	56.17s (0)	27.93s (0)
4 TORI MAY	7	9.1m	1:58.98	55.95s (1)	28.00s (1)
3 GUPTAS CULLEN	8	9.3m	1:58.99	56.56s (1)	28.63s (1)
5 WINKANDITSOVER	9	16.1m	1:59.50	56.09s (1)	28.38s (2)
7 JUSTA DALE	10	19.4m	1:59.74	56.01s (1)	28.26s (2)

Finish Position and metres gained from 800m



Sectionals  
Powered by



Home of Australian Harness Sectionals

Get your sectionals delivered to your inbox daily

Check out [www.pjdata.com.au](http://www.pjdata.com.au)



The Racing Queensland Board (trading as Racing Queensland) and provider are not responsible for the completeness or accuracy of any of the information contained herein, and makes no representations about its suitability for any purpose.

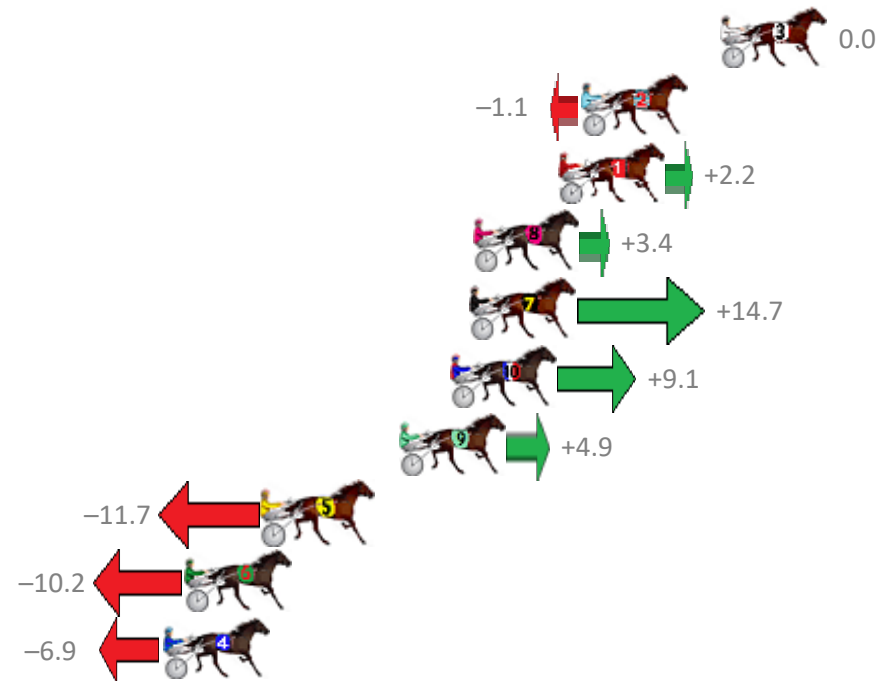
# Albion Park Race 7 Distance 2138m

Tuesday, 26 May 2020

Gross Time: 2:32.50 MileRate: 1:54.80 LeadTime: 36.60s First Qtr: 30.10s Second Qtr: 29.40s Third Qtr: 28.10s Fourth Qtr: 28.30s

NoHorse	Plc	Margin	Time	800Time (W)	400 Time (W)
3 FIOKI	1	0.0m	2:32.50	56.40s (0)	28.30s (0)
2 CHANTREY	2	5.5m	2:32.91	56.48s (0)	28.36s (0)
1 INTRANSIT	3	6.4m	2:32.98	56.25s (0)	28.09s (0)
8 MAYWYNS BEST	4	9.8m	2:33.23	56.16s (0)	28.12s (1)
7 BIG BANG LEONARD	5	9.9m	2:33.24	55.37s (1)	28.00s (2)
10 ARTHUR LOWE	6	10.7m	2:33.30	55.76s (1)	28.35s (2)
9 SECRET JACK	7	12.7m	2:33.44	56.06s (0)	28.24s (0)
5 SABRAGE	8	18.1m	2:33.85	57.22s (1)	29.39s (1)
6 CHANGE OF MIND	9	21.2m	2:34.08	57.12s (1)	29.26s (1)
4 RICH VIRGIN	10	22.1m	2:34.14	56.88s (1)	29.45s (2)

Finish Position and metres gained from 800m



Sectionals  
Powered by



Home of Australian Harness Sectionals

Get your sectionals delivered to your inbox daily

Check out [www.pjdata.com.au](http://www.pjdata.com.au)



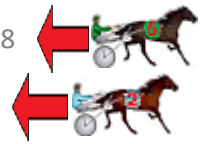
The Racing Queensland Board (trading as Racing Queensland) and provider are not responsible for the completeness or accuracy of any of the information contained herein, and makes no representations about its suitability for any purpose.

# Albion Park Race 8 Distance 1660m

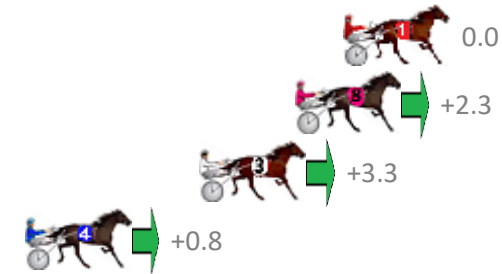
Tuesday, 26 May 2020

Gross Time: 1:58.70 MileRate: 1:55.10 LeadTime: 3.40s First Qtr: 29.40s Second Qtr: 31.70s Third Qtr: 27.20s Fourth Qtr: 27.00s

NoHorse	Plc	Margin	Time	800Time (W)	400 Time (W)
1 STREET APPEAL	1	0.0m	1:58.70	54.20s (0)	27.00s (0)
8 B MAC C	2	1.9m	1:58.84	54.05s (0)	26.81s (0)
3 THE CRUISE MISSILE	3	5.7m	1:59.11	53.98s (0)	27.18s (1)
4 THE DOORMAN	4	12.6m	1:59.60	54.15s (0)	27.23s (0)
6 MY SECRET TORQUE	5	23.6m	2:00.38	54.59s (0)	27.64s (1) -5.8
2 TIMELESS APPEAL	6	24.4m	2:00.44	54.63s (1)	28.01s (1) -6.4



## Finish Position and metres gained from 800m



Sectionals  
Powered by



Home of Australian Harness Sectionals

Get your sectionals delivered to your inbox daily

Check out [www.pjdata.com.au](http://www.pjdata.com.au)



The Racing Queensland Board (trading as Racing Queensland) and provider are not responsible for the completeness or accuracy of any of the information contained herein, and makes no representations about its suitability for any purpose.



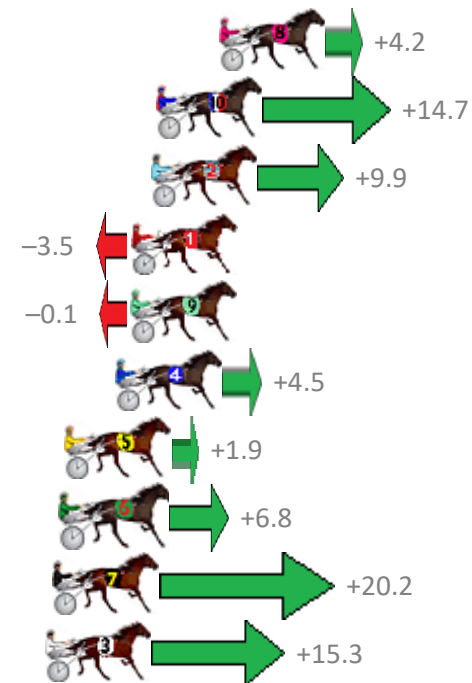
# Albion Park Race 9 Distance 1660m

Tuesday, 26 May 2020

Gross Time: 2:00.10 MileRate: 1:56.40 LeadTime: 3.40s First Qtr: 29.10s Second Qtr: 30.10s Third Qtr: 28.70s Fourth Qtr: 28.80s

NoHorse	Plc	Margin	Time	800Time (W)	400 Time (W)
8 LANCELOT BROMAC	1	0.0m	2:00.10	57.20s (0)	28.48s (0)
10 CUT FROM ROCK	2	2.5m	2:00.29	56.45s (1)	28.66s (2)
2 GUY LOOKS GOOD	3	2.7m	2:00.30	56.79s (1)	28.28s (2)
1 PHOTOZEN	4	3.5m	2:00.36	57.75s (0)	29.05s (0)
9 CHANCELESS CENTURY	5	3.5m	2:00.36	57.51s (1)	28.96s (1)
4 MISS BLUE GLORY	6	4.1m	2:00.41	57.18s (0)	28.48s (0)
5 NIFTY STUDLEIGH	7	6.1m	2:00.56	57.36s (1)	28.79s (1)
6 GUTS	8	6.2m	2:00.57	57.01s (0)	28.31s (0)
7 ELIZABETHAN ERA	9	6.6m	2:00.60	56.06s (1)	28.16s (1)
3 COULDNTELLYA	10	6.9m	2:00.62	56.41s (1)	28.35s (3)

Finish Position and metres gained from 800m



Sectionals  
Powered by



Home of Australian Harness Sectionals

Get your sectionals delivered to your inbox daily

Check out [www.pjdata.com.au](http://www.pjdata.com.au)



The Racing Queensland Board (trading as Racing Queensland) and provider are not responsible for the completeness or accuracy of any of the information contained herein, and makes no representations about its suitability for any purpose.