

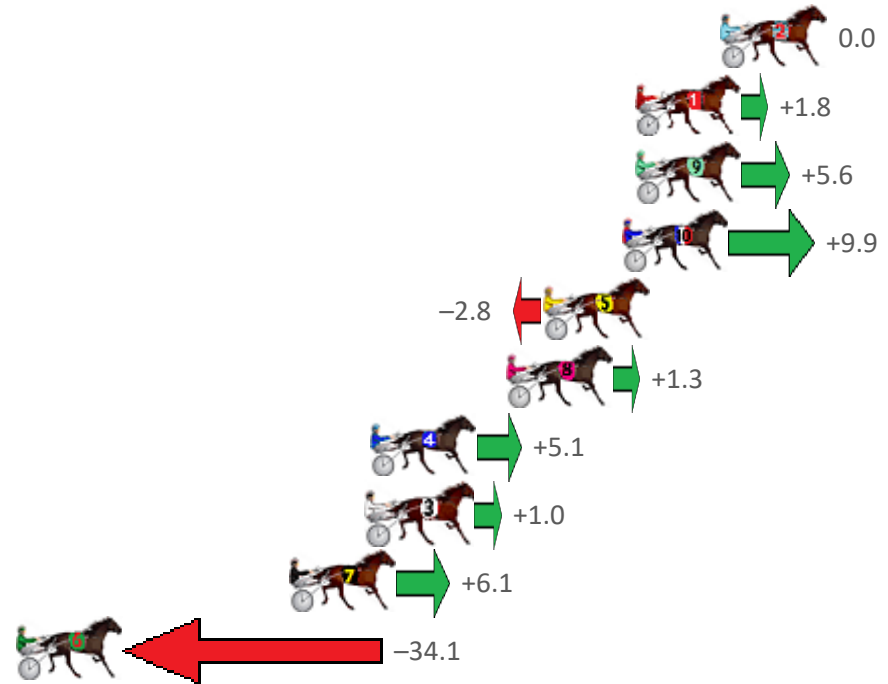
Albion Park Race 1 Distance 2138m

Saturday, 1 August 2020

Gross Time: 2:33.90 MileRate: 1:55.90 LeadTime: 36.50s First Qtr: 29.80s Second Qtr: 31.80s Third Qtr: 28.10s Fourth Qtr: 27.70s

No Horse	Plc	Margin	Time	800Time (W)	400 Time (W)
2 THE DEMOCRAT	1	0.0m	2:33.90	55.80s (0)	27.70s (0)
1 BETTERTHANAJEEP	2	3.4m	2:34.15	55.68s (0)	27.55s (0)
9 COMMODORE JUJON	3	3.4m	2:34.15	55.41s (1)	27.22s (1)
10 TACTICAL RESPONSE	4	3.9m	2:34.18	55.11s (1)	27.03s (2)
5 B MAC C	5	7.0m	2:34.41	55.99s (1)	27.81s (1)
8 VIENNA BOY	6	8.5m	2:34.52	55.71s (0)	27.58s (0)
4 CONVAIR HUSTLER	7	13.9m	2:34.91	55.45s (1)	27.34s (1)
3 PACIFIC COIN	8	14.0m	2:34.92	55.73s (0)	27.59s (0)
7 AQUA CRUISER	9	17.1m	2:35.15	55.38s (1)	27.22s (1)
6 KAY NORA SHANNON	10	53.9m	2:37.83	58.17s (0)	29.90s (0)

Finish Position and metres gained from 800m



Sectionals
Powered by



Home of Australian Harness Sectionals

Get your sectionals delivered to your inbox daily

Check out www.pjdata.com.au



The Racing Queensland Board (trading as Racing Queensland) and provider are not responsible for the completeness or accuracy of any of the information contained herein, and makes no representations about its suitability for any purpose.

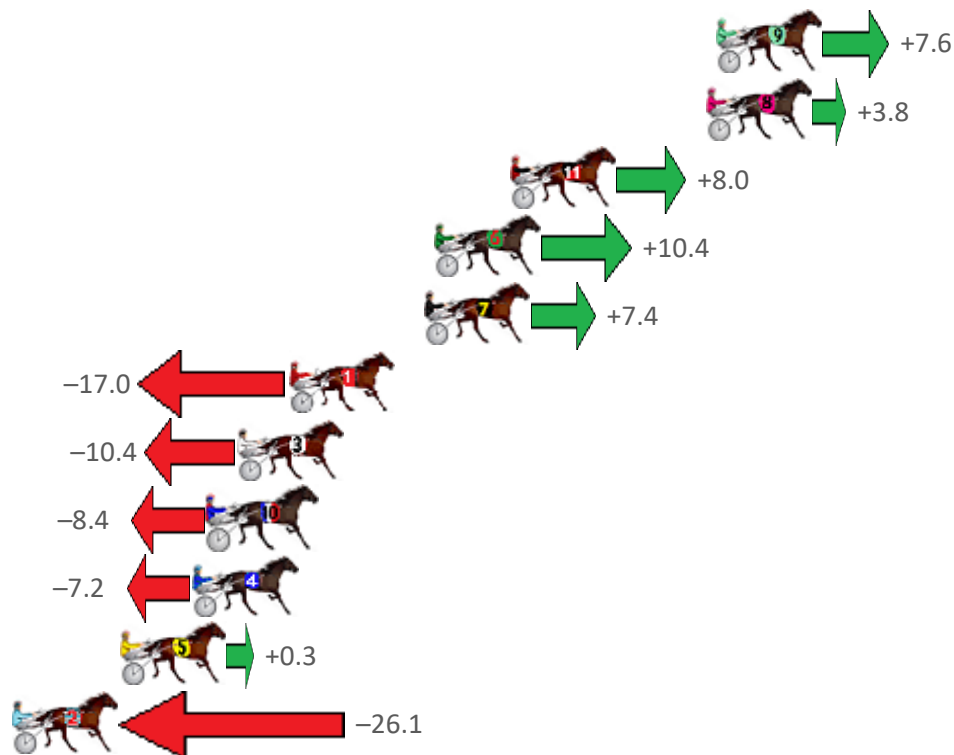
Albion Park Race 2 Distance 2138m

Saturday, 1 August 2020

Gross Time: 2:33.70 MileRate: 1:55.70 LeadTime: 37.20s First Qtr: 30.20s Second Qtr: 30.30s Third Qtr: 28.20s Fourth Qtr: 27.80s

No Horse	Plc	Margin	Time	800Time (W)	400 Time (W)
9 SHANWAY	1	0.0m	2:33.70	55.47s (1)	27.80s (1)
8 MY ULTIMATE STAR	2	0.4m	2:33.73	55.74s (0)	27.45s (1)
11 BLUE MOON RISING	3	8.2m	2:34.30	55.44s (1)	28.10s (2)
6 ONE OFF	4	11.2m	2:34.52	55.28s (1)	27.63s (2)
7 IFOUNDTHEBEACH	5	11.6m	2:34.55	55.48s (0)	27.25s (2)
1 LIBERAL ARDEN	6	17.0m	2:34.94	57.18s (0)	28.77s (0)
3 STUDLEIGH STRIDE	7	19.0m	2:35.09	56.72s (0)	28.24s (0)
10 COPPICE	8	20.2m	2:35.18	56.58s (1)	27.95s (1)
4 RED TERROR	9	20.8m	2:35.22	56.50s (0)	28.02s (0)
5 PADRISIMO	10	23.7m	2:35.43	55.98s (0)	27.78s (0)
2 OYSTER STRIDE	11	28.9m	2:35.81	57.82s (1)	28.90s (1)

Finish Position and metres gained from 800m



Sectionals
Powered by



Home of Australian Harness Sectionals

Get your sectionals delivered to your inbox daily

Check out www.pjdata.com.au



The Racing Queensland Board (trading as Racing Queensland) and provider are not responsible for the completeness or accuracy of any of the information contained herein, and makes no representations about its suitability for any purpose.

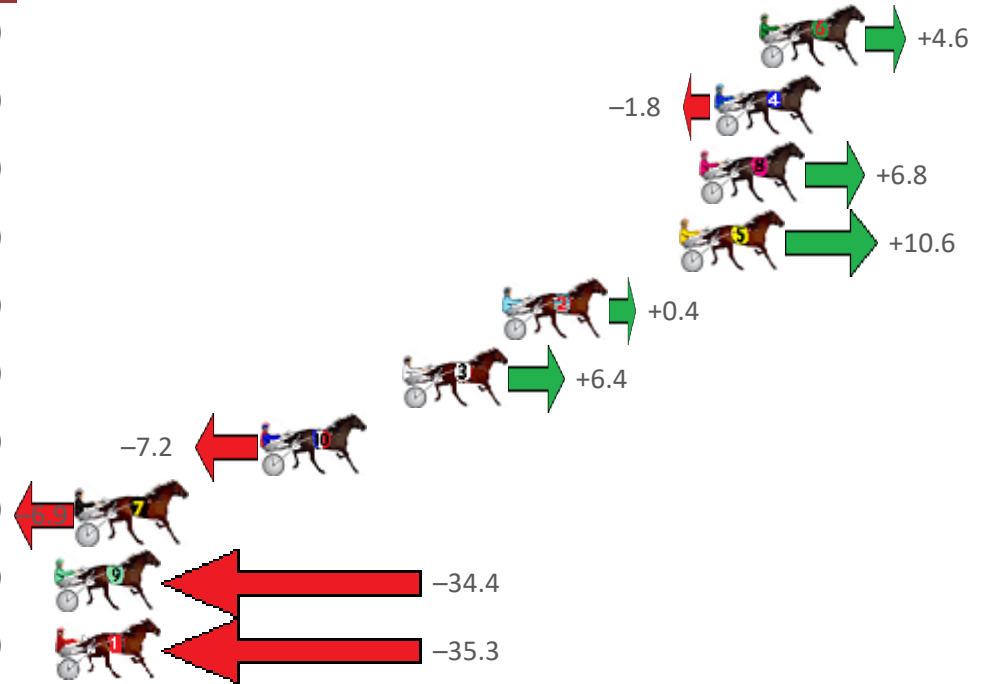
Albion Park Race 3 Distance 1660m

Saturday, 1 August 2020

Gross Time: 1:54.30 MileRate: 1:50.80 LeadTime: 3.30s First Qtr: 26.70s Second Qtr: 29.60s Third Qtr: 27.00s Fourth Qtr: 27.70s

No Horse	Plc	Margin	Time	800Time (W)	400 Time (W)
6 CRUZ	1	0.0m	1:54.30	54.39s (0)	27.40s (0)
4 MAYWYNS BEST	2	1.8m	1:54.43	54.82s (0)	27.82s (0)
8 SCOOB OPERATOR	3	2.4m	1:54.47	54.24s (0)	27.26s (0)
5 NORTHVIEW HUSTLER	4	3.2m	1:54.53	53.98s (0)	26.98s (0)
2 LILAC FLASH	5	10.2m	1:55.04	54.67s (1)	27.56s (1)
3 FAME ASSURED	6	14.2m	1:55.33	54.26s (1)	27.47s (1)
10 BRIGHT ENERGY	7	19.8m	1:55.74	55.19s (2)	28.69s (2)
7 OUR UNCLE SAM	8	27.1m	1:56.27	55.17s (2)	27.97s (1)
9 SOLE AMBITION	9	40.0m	1:57.21	57.04s (1)	30.03s (1)
1 ROCK WITH SAM	10	53.7m	1:58.21	57.10s (0)	29.58s (0)

Finish Position and metres gained from 800m



Sectionals
Powered by



Home of Australian Harness Sectionals

Get your sectionals delivered to your inbox daily

Check out www.pjdata.com.au



The Racing Queensland Board (trading as Racing Queensland) and provider are not responsible for the completeness or accuracy of any of the information contained herein, and makes no representations about its suitability for any purpose.

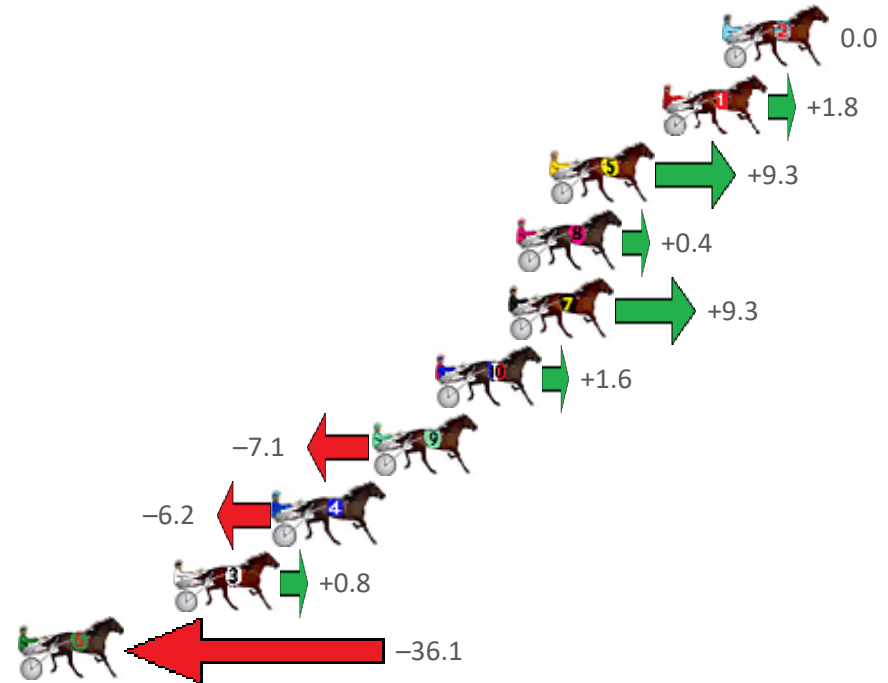
Albion Park Race 4 Distance 1660m

Saturday, 1 August 2020

Gross Time: 1:56.50 MileRate: 1:53.00 LeadTime: 3.30s First Qtr: 27.60s Second Qtr: 30.20s Third Qtr: 28.30s Fourth Qtr: 27.10s

No Horse	Plc	Margin	Time	800Time (W)	400 Time (W)
2 ESCALERA	1	0.0m	1:56.50	55.40s (0)	27.10s (0)
1 DAPPER	2	2.4m	1:56.67	55.28s (0)	26.87s (0)
5 DEECAESAR	3	6.9m	1:56.99	54.76s (1)	27.32s (2)
8 PSYCHEDELIC	4	8.2m	1:57.09	55.37s (0)	26.94s (0)
7 KETUT	5	8.5m	1:57.11	54.76s (0)	27.11s (2)
10 WEEDONS EXPRESS	6	11.4m	1:57.31	55.29s (0)	26.82s (0)
9 OUR LITTLE DIGGER	7	13.9m	1:57.49	55.89s (1)	27.43s (1)
4 STOMPEN	8	17.8m	1:57.77	55.83s (1)	27.37s (1)
3 HES OKEY DOKEY	9	21.8m	1:58.06	55.34s (0)	27.33s (1)
6 KILLARA KAOS	10	38.5m	1:59.25	57.89s (1)	29.37s (1)

Finish Position and metres gained from 800m



Sectionals
Powered by



Home of Australian Harness Sectionals

Get your sectionals delivered to your inbox daily

Check out www.pjdata.com.au



The Racing Queensland Board (trading as Racing Queensland) and provider are not responsible for the completeness or accuracy of any of the information contained herein, and makes no representations about its suitability for any purpose.

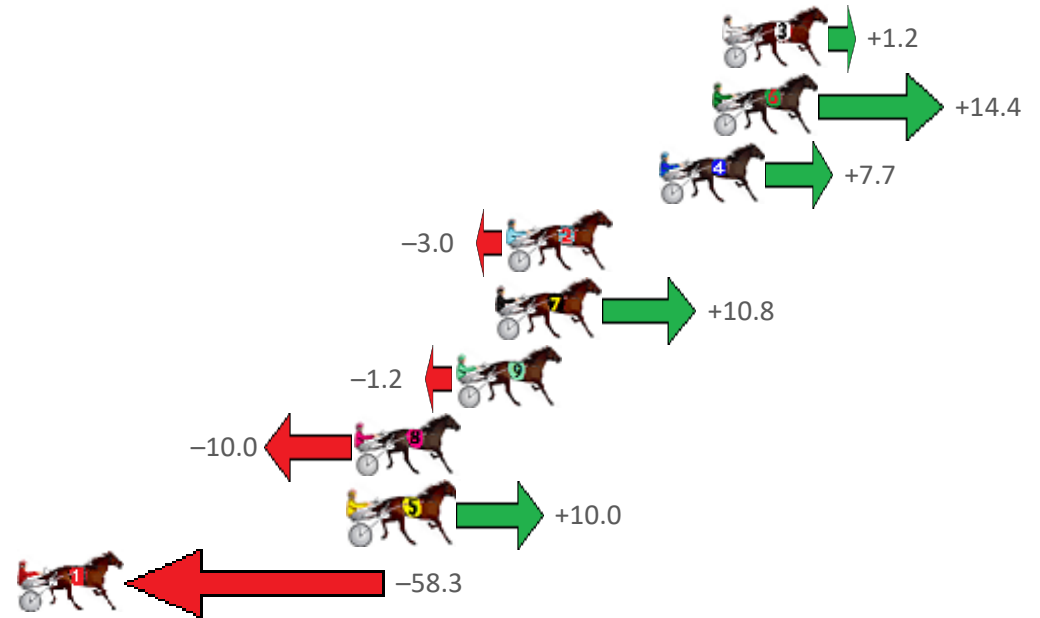
Albion Park Race 5 Distance 1660m

Saturday, 1 August 2020

Gross Time: 1:55.30 MileRate: 1:51.80 LeadTime: 3.30s First Qtr: 26.60s Second Qtr: 29.10s Third Qtr: 28.30s Fourth Qtr: 28.00s

No Horse	Plc	Margin	Time	800Time (W)	400 Time (W)
3 ALWAYS IN COMMAND	1	0.0m	1:55.30	56.22s (1)	28.00s (0)
6 SIR JULIAN	2	0.4m	1:55.33	55.29s (1)	27.55s (2)
4 CLARKEY	3	2.5m	1:55.48	55.76s (1)	27.49s (1)
2 SO KOOL MASTER	4	8.6m	1:55.93	56.51s (1)	28.25s (1)
7 SPARKLING CULLECT	5	9.0m	1:55.96	55.54s (1)	27.79s (2)
9 CLASSIE AMERICAN	6	10.6m	1:56.08	56.38s (0)	27.47s (0)
8 MIDNIGHT MAN	7	14.6m	1:56.37	57.00s (0)	28.07s (0)
5 MAFUTA VAUTIN	8	14.8m	1:56.39	55.60s (1)	27.82s (2)
1 EH EF EL	9	58.3m	1:59.59	60.38s (0)	31.40s (0)

Finish Position and metres gained from 800m



Sectionals
Powered by



Home of Australian Harness Sectionals

Get your sectionals delivered to your inbox daily

Check out www.pjdata.com.au



The Racing Queensland Board (trading as Racing Queensland) and provider are not responsible for the completeness or accuracy of any of the information contained herein, and makes no representations about its suitability for any purpose.

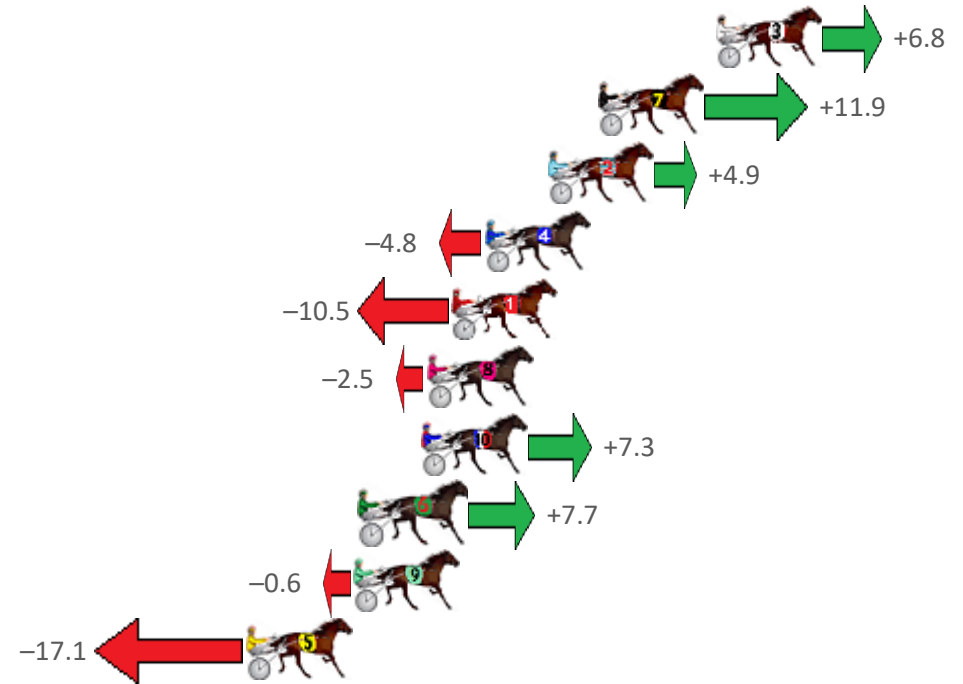
Albion Park Race 6 Distance 1660m

Saturday, 1 August 2020

Gross Time: 1:57.20 MileRate: 1:53.60 LeadTime: 3.40s First Qtr: 26.90s Second Qtr: 31.20s Third Qtr: 27.70s Fourth Qtr: 28.00s

No Horse	Plc	Margin	Time	800Time (W)	400 Time (W)
3 MAJOR GENERALJUJON	1	0.0m	1:57.20	55.23s (1)	27.48s (1)
7 RUBIES FOR TASH	2	4.7m	1:57.55	54.88s (1)	27.14s (1)
2 HEZA BROMAC	3	6.7m	1:57.69	55.36s (1)	27.62s (1)
4 SQUIRE	4	9.2m	1:57.88	56.03s (0)	28.33s (0)
1 MOHS EM DOWN	5	10.5m	1:57.97	56.43s (0)	28.73s (0)
8 WITH AUTHORITY	6	11.5m	1:58.05	55.87s (0)	28.13s (0)
10 KURAHAUPO GAMBLER	7	11.7m	1:58.06	55.19s (0)	27.46s (0)
6 MONTANA CHIEF	8	14.1m	1:58.24	55.17s (1)	27.58s (2)
9 UNASSUMING CHAMP	9	14.4m	1:58.26	55.74s (0)	28.01s (0)
5 MYMATEPOG	10	18.7m	1:58.58	56.88s (1)	29.13s (1)

Finish Position and metres gained from 800m



Sectionals
Powered by



Home of Australian Harness Sectionals

Get your sectionals delivered to your inbox daily

Check out www.pjdata.com.au



The Racing Queensland Board (trading as Racing Queensland) and provider are not responsible for the completeness or accuracy of any of the information contained herein, and makes no representations about its suitability for any purpose.

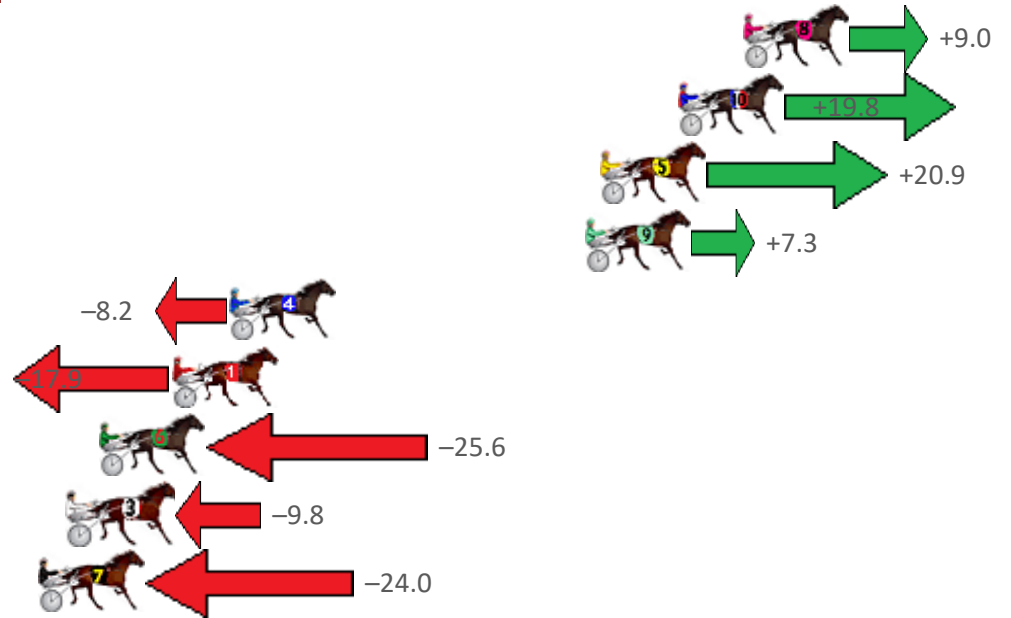
Albion Park Race 7 Distance 1660m

Saturday, 1 August 2020

Gross Time: 1:57.70 MileRate: 1:54.10 LeadTime: 3.50s First Qtr: 27.60s Second Qtr: 30.00s Third Qtr: 27.90s Fourth Qtr: 28.70s

No Horse	Plc	Margin	Time	800Time (W)	400 Time (W)
8 TUAPEKA LIGHT	1	0.0m	1:57.70	55.97s (0)	28.04s (0)
10 MOREAU DRIVE	2	2.6m	1:57.90	55.21s (1)	27.90s (2)
5 GINATIANO	3	5.7m	1:58.13	55.13s (1)	27.81s (2)
9 ARMA NAUGHTY	4	6.3m	1:58.17	56.09s (0)	28.19s (0)
4 ITSMEGS	5	20.4m	1:59.24	57.18s (1)	29.27s (1)
1 TAJIE BABY	6	22.7m	1:59.41	57.86s (0)	29.96s (0)
6 MACH TORQUE	7	25.6m	1:59.63	58.40s (0)	30.53s (0)
3 BARA JAYLA	8	26.8m	1:59.72	57.29s (1)	29.37s (1)
7 JENDEN STRIKE	9	30.0m	1:59.96	58.29s (1)	30.80s (1)

Finish Position and metres gained from 800m



Sectionals
Powered by



Home of Australian Harness Sectionals

Get your sectionals delivered to your inbox daily

Check out www.pjdata.com.au



The Racing Queensland Board (trading as Racing Queensland) and provider are not responsible for the completeness or accuracy of any of the information contained herein, and makes no representations about its suitability for any purpose.

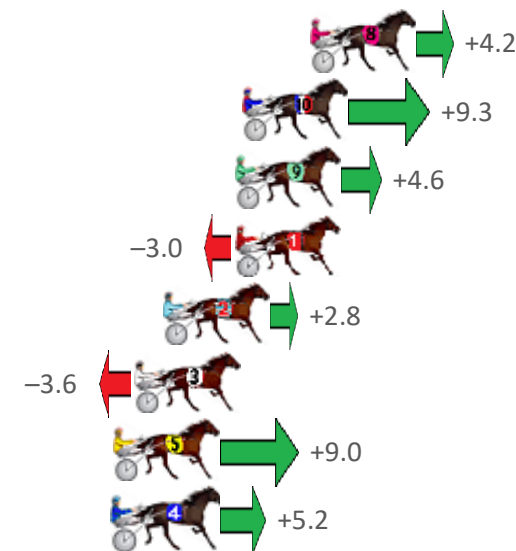
Albion Park Race 8 Distance 1660m

Saturday, 1 August 2020

Gross Time: 2:00.10 MileRate: 1:56.50 LeadTime: 3.40s First Qtr: 29.20s Second Qtr: 31.30s Third Qtr: 28.40s Fourth Qtr: 27.80s

No Horse	Plc	Margin	Time	800Time (W)	400 Time (W)
8 JEROSH	1	0.0m	2:00.10	55.91s (0)	27.51s (0)
10 SPECIAL RESERVE	2	2.7m	2:00.30	55.55s (1)	27.27s (2)
9 DONNY JONES	3	3.0m	2:00.32	55.88s (1)	27.61s (2)
1 JILLIBY GIZMO	4	3.0m	2:00.32	56.41s (0)	28.01s (0)
2 ALI DOWNUNDER	5	5.8m	2:00.52	56.00s (0)	27.59s (0)
3 MONTEREY JACK	6	7.0m	2:00.61	56.45s (1)	28.05s (1)
5 IDEAL TIGER	7	7.8m	2:00.67	55.57s (1)	27.30s (1)
4 DOWNTOWN LUCCA	8	7.8m	2:00.67	55.84s (0)	27.44s (0)

Finish Position and metres gained from 800m



Sectionals
Powered by



Home of Australian Harness Sectionals

Get your sectionals delivered to your inbox daily

Check out www.pjdata.com.au



The Racing Queensland Board (trading as Racing Queensland) and provider are not responsible for the completeness or accuracy of any of the information contained herein, and makes no representations about its suitability for any purpose.

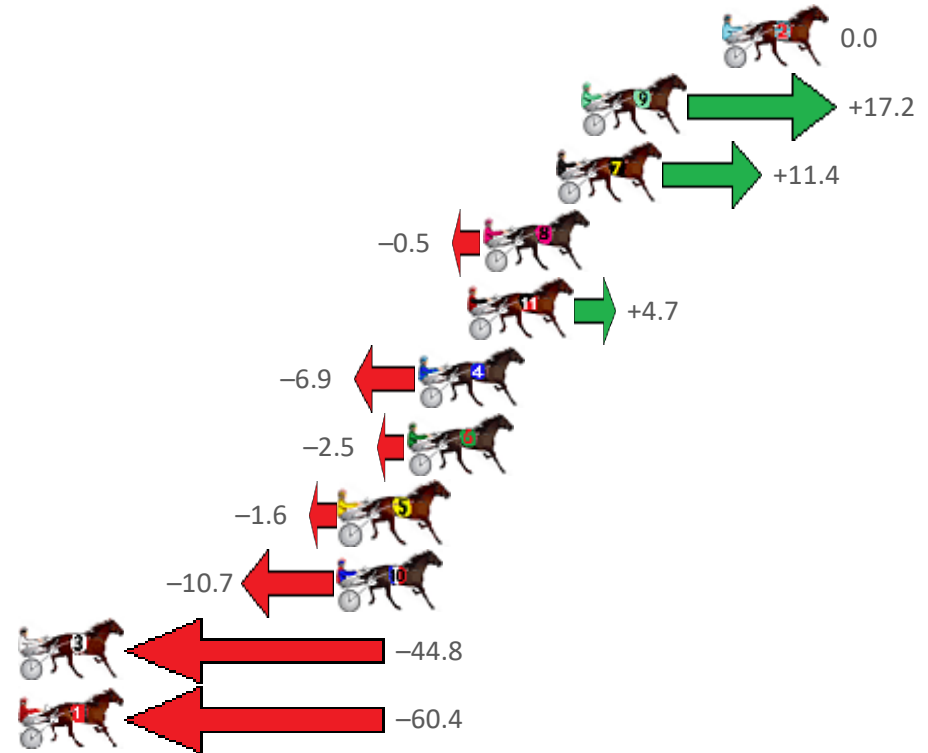
Albion Park Race 9 Distance 2647m

Saturday, 1 August 2020

Gross Time: 3:20.40 MileRate: 2:01.80 LeadTime: 81.10s First Qtr: 30.70s Second Qtr: 30.90s Third Qtr: 29.80s Fourth Qtr: 27.90s

No Horse	Plc	Margin	Time	800Time (W)	400 Time (W)
2 LAVROS TEXAS	1	0.0m	3:20.40	57.70s (0)	27.90s (0)
9 GREG THE GREAT	2	5.6m	3:20.81	56.47s (1)	27.68s (2)
7 IL PIRATA	3	6.6m	3:20.88	56.88s (1)	28.07s (2)
8 WEE MAN TROUBLE	4	9.5m	3:21.10	57.74s (1)	28.16s (1)
11 OUR OVERANOVA	5	10.1m	3:21.14	57.36s (0)	27.57s (0)
4 MELPARK MAGIC	6	12.1m	3:21.29	58.19s (0)	28.41s (0)
6 JUSTABITNOISY	7	12.5m	3:21.32	57.88s (0)	28.09s (0)
5 GEE UP NEDDY	8	15.2m	3:21.52	57.81s (1)	28.22s (1)
10 NORTHERN MUSCLE	9	15.3m	3:21.52	58.47s (1)	28.85s (1)
3 ROSEHILL MAGIC	10	144.8m	3:31.02	60.91s (0)	32.74s (0)
1 FIERY RUM	11	180.4m	3:33.63	62.03s (0)	36.25s (0)

Finish Position and metres gained from 800m



Sectionals
Powered by



Home of Australian Harness Sectionals

Get your sectionals delivered to your inbox daily

Check out www.pjdata.com.au



The Racing Queensland Board (trading as Racing Queensland) and provider are not responsible for the completeness or accuracy of any of the information contained herein, and makes no representations about its suitability for any purpose.

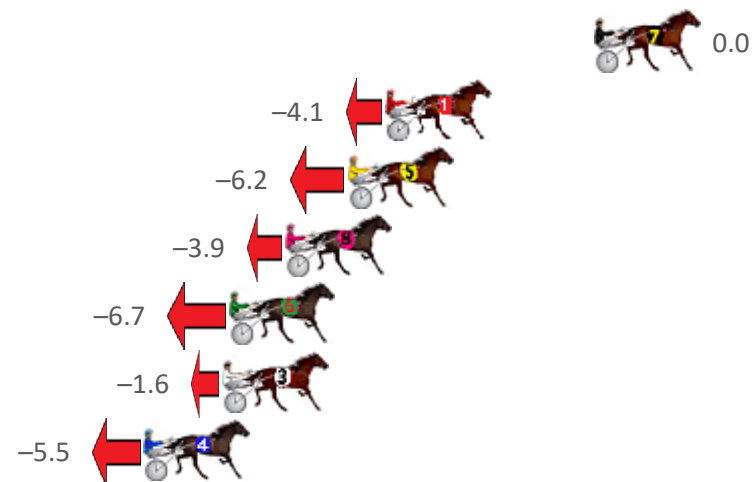
Albion Park Race 10 Distance 2138m

Saturday, 1 August 2020

Gross Time: 2:34.80 MileRate: 1:56.50 LeadTime: 38.30s First Qtr: 30.90s Second Qtr: 30.80s Third Qtr: 28.30s Fourth Qtr: 26.50s

No Horse	Plc	Margin	Time	800Time (W)	400 Time (W)
7 DOUBLEDDELIGHTBRIGA	1	0.0m	2:34.80	54.80s (0)	26.50s (0)
1 JUST DEAL IT	2	8.3m	2:35.38	55.08s (0)	26.73s (0)
5 JERADAS DELIGHT	3	9.8m	2:35.48	55.22s (1)	26.97s (1)
8 SAINT KILDA BEACH	4	12.3m	2:35.66	55.07s (0)	26.69s (0)
6 WEEKS END	5	14.5m	2:35.81	55.26s (1)	26.97s (1)
3 TACT BESS	6	14.8m	2:35.83	54.91s (0)	26.55s (0)
4 ALE ALE KAI	7	17.9m	2:36.05	55.17s (1)	26.86s (1)

Finish Position and metres gained from 800m



Sectionals
Powered by



Home of Australian Harness Sectionals

Get your sectionals delivered to your inbox daily

Check out www.pjdata.com.au



The Racing Queensland Board (trading as Racing Queensland) and provider are not responsible for the completeness or accuracy of any of the information contained herein, and makes no representations about its suitability for any purpose.