

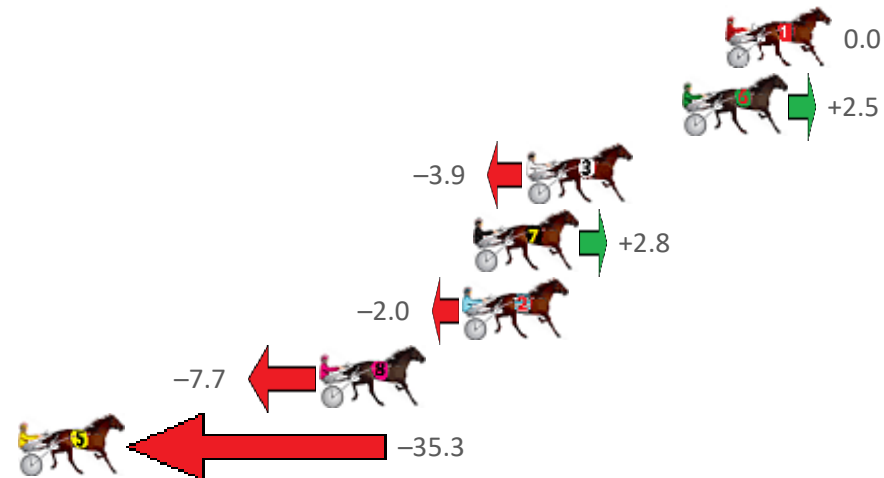
# Marburg Race 1 Distance 1850m

Sunday, 6 September 2020

Gross Time: 2:22.50 MileRate: 2:03.90 LeadTime: 17.60s First Qtr: 33.60s Second Qtr: 32.10s Third Qtr: 30.10s Fourth Qtr: 29.10s

NoHorse	Plc	Margin	Time	800Time (W)	400 Time (W)
1 ELLE JAY	1	0.0m	2:22.50	59.20s (0)	29.10s (0)
6 GROOVY MISS ANNIE	2	1.7m	2:22.63	59.02s (0)	28.88s (0)
3 TEACHERS PET	3	7.9m	2:23.10	59.49s (1)	29.27s (1)
7 SISTER FEELGOOD	4	10.0m	2:23.26	58.99s (1)	28.78s (1)
2 ROCKA BELLA	5	10.4m	2:23.29	59.35s (1)	29.16s (2)
8 IM SANDY BAY	6	16.1m	2:23.73	59.77s (0)	29.57s (0)
5 LITTLEDEE	7	48.7m	2:26.22	61.80s (0)	30.97s (0)

Finish Position and metres gained from 800m



Sectionals  
Powered by



Home of Australian Harness Sectionals

Get your sectionals delivered to your inbox daily

Check out [www.pjdata.com.au](http://www.pjdata.com.au)



The Racing Queensland Board (trading as Racing Queensland) and provider are not responsible for the completeness or accuracy of any of the information contained herein, and makes no representations about its suitability for any purpose.

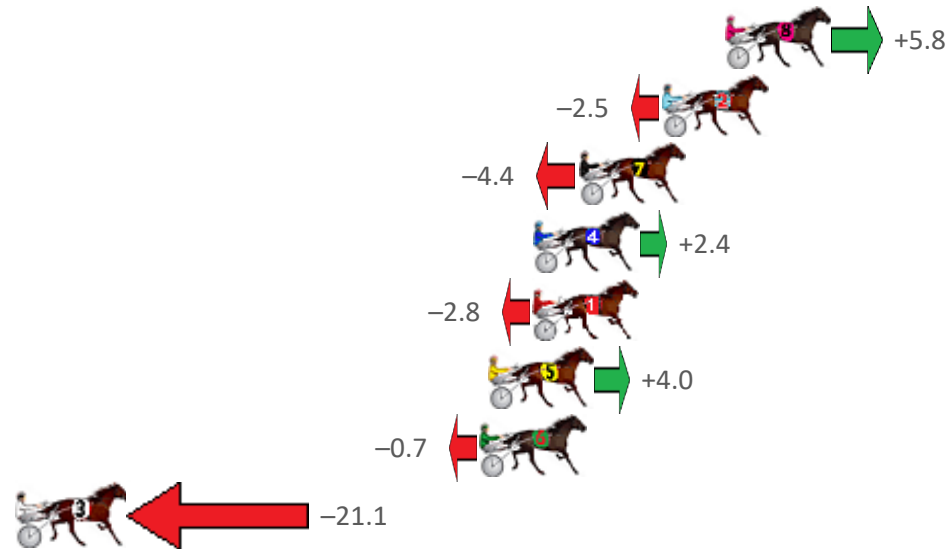
# Marburg Race 2 Distance 2200m

Sunday, 6 September 2020

Gross Time: 2:51.20 MileRate: 2:05.20 LeadTime: 46.40s First Qtr: 33.70s Second Qtr: 32.70s Third Qtr: 29.30s Fourth Qtr: 29.10s

NoHorse	Plc	Margin	Time	800Time (W)	400 Time (W)
8 TICK OF THE CLOCK	1	0.0m	2:51.20	57.98s (1)	28.77s (1)
2 MISTER ROCKTOBER	2	2.5m	2:51.39	58.58s (0)	29.28s (0)
7 DOMESTIC ART	3	5.8m	2:51.64	58.72s (1)	29.49s (1)
4 BAMBOLE NERE	4	7.6m	2:51.78	58.23s (1)	29.00s (1)
1 LORD DENZEL	5	7.6m	2:51.78	58.60s (0)	29.30s (0)
5 SOPHIES PRIDE	6	9.4m	2:51.92	58.11s (0)	28.74s (1)
6 FREMARKSINDI	7	9.7m	2:51.94	58.45s (0)	29.11s (0)
3 MOLLIGUANNA	8	35.3m	2:53.89	59.93s (1)	30.32s (1)

Finish Position and metres gained from 800m



Sectionals  
Powered by



Home of Australian Harness Sectionals

Get your sectionals delivered to your inbox daily

Check out [www.pjdata.com.au](http://www.pjdata.com.au)



The Racing Queensland Board (trading as Racing Queensland) and provider are not responsible for the completeness or accuracy of any of the information contained herein, and makes no representations about its suitability for any purpose.

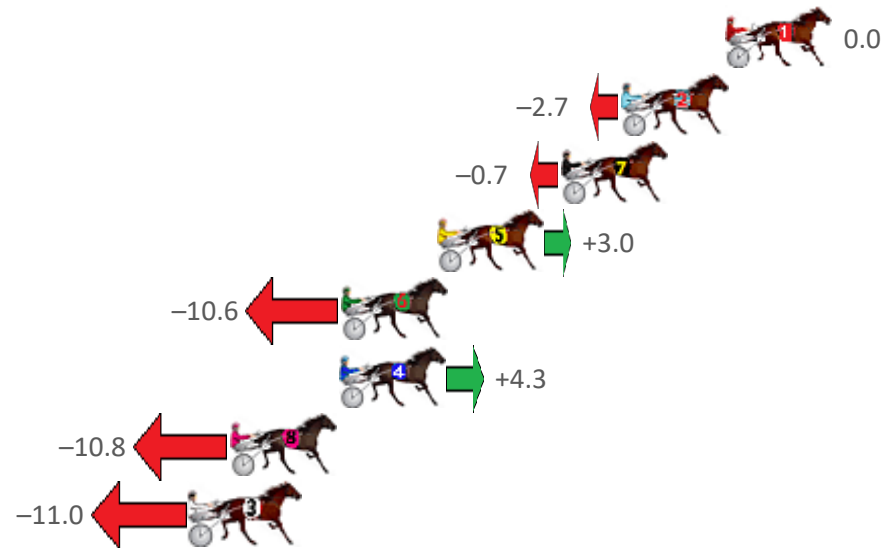
# Marburg Race 3 Distance 1850m

Sunday, 6 September 2020

Gross Time: 2:19.00 MileRate: 2:00.90 LeadTime: 17.90s First Qtr: 31.00s Second Qtr: 32.40s Third Qtr: 29.00s Fourth Qtr: 28.70s

No	Horse	Plc	Margin	Time	800Time (W)	400 Time (W)
1	ROCKNTINGIRA	1	0.0m	2:19.00	57.70s (0)	28.70s (0)
2	ONE LAST ROLL	2	4.1m	2:19.31	57.89s (1)	28.82s (1)
7	STUDLEIGH WILL	3	6.5m	2:19.49	57.75s (1)	28.61s (1)
5	WAVEDANCER	4	11.4m	2:19.86	57.48s (1)	28.64s (2)
6	WHATA STRIDE	5	15.2m	2:20.15	58.46s (0)	29.24s (0)
4	PAGO PAGO	6	15.3m	2:20.15	57.39s (1)	28.59s (2)
8	GIVE ME FIFTY	7	19.6m	2:20.48	58.47s (0)	29.23s (0)
3	ITS ALL TORQUE	8	21.2m	2:20.60	58.49s (1)	29.27s (1)

Finish Position and metres gained from 800m



Sectionals  
Powered by



Home of Australian Harness Sectionals

Get your sectionals delivered to your inbox daily

Check out [www.pjdata.com.au](http://www.pjdata.com.au)



The Racing Queensland Board (trading as Racing Queensland) and provider are not responsible for the completeness or accuracy of any of the information contained herein, and makes no representations about its suitability for any purpose.

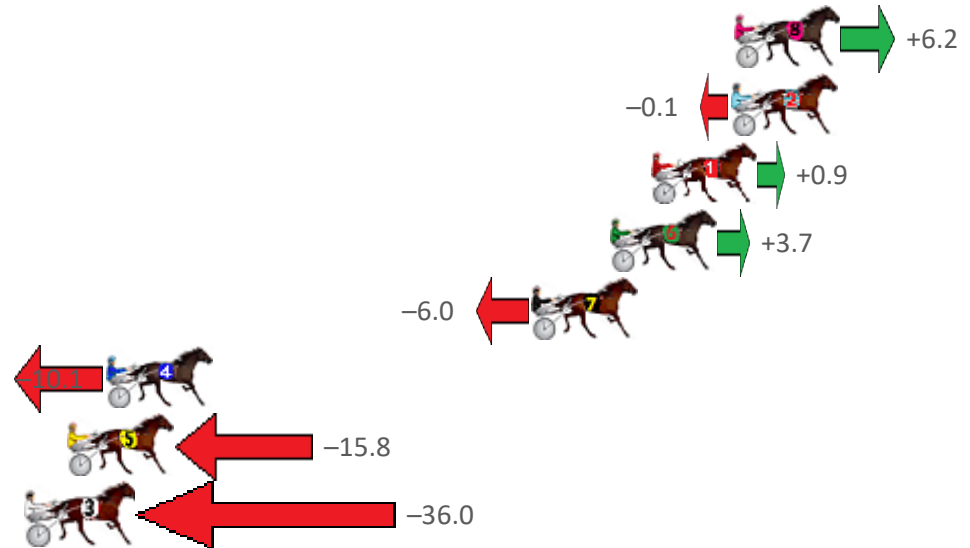
# Marburg Race 4 Distance 1850m

Sunday, 6 September 2020

Gross Time: 2:17.10 MileRate: 1:59.20 LeadTime: 16.30s First Qtr: 30.10s Second Qtr: 32.30s Third Qtr: 29.30s Fourth Qtr: 29.10s

NoHorse	Plc	Margin	Time	800Time (W)	400 Time (W)
8 WESTERN SHOWGIRL	1	0.0m	2:17.10	57.95s (1)	28.67s (2)
2 UTELLA	2	0.1m	2:17.11	58.41s (0)	29.11s (0)
1 ONYAJANS	3	3.3m	2:17.35	58.33s (0)	28.98s (0)
6 ELIZABETHAN ERA	4	4.9m	2:17.47	58.13s (0)	28.77s (0)
7 NIFTY STUDLEIGH	5	8.0m	2:17.71	58.84s (1)	29.46s (1)
4 WELL DISGUISED	6	24.9m	2:19.00	59.13s (1)	29.77s (0)
5 DOOLITTLE DANDY	7	26.4m	2:19.12	59.55s (1)	30.11s (1)
3 BUTCHERS SPECIAL	8	49.2m	2:20.86	61.01s (0)	31.14s (0)

Finish Position and metres gained from 800m



Sectionals  
Powered by



Home of Australian Harness Sectionals

Get your sectionals delivered to your inbox daily

Check out [www.pjdata.com.au](http://www.pjdata.com.au)



The Racing Queensland Board (trading as Racing Queensland) and provider are not responsible for the completeness or accuracy of any of the information contained herein, and makes no representations about its suitability for any purpose.

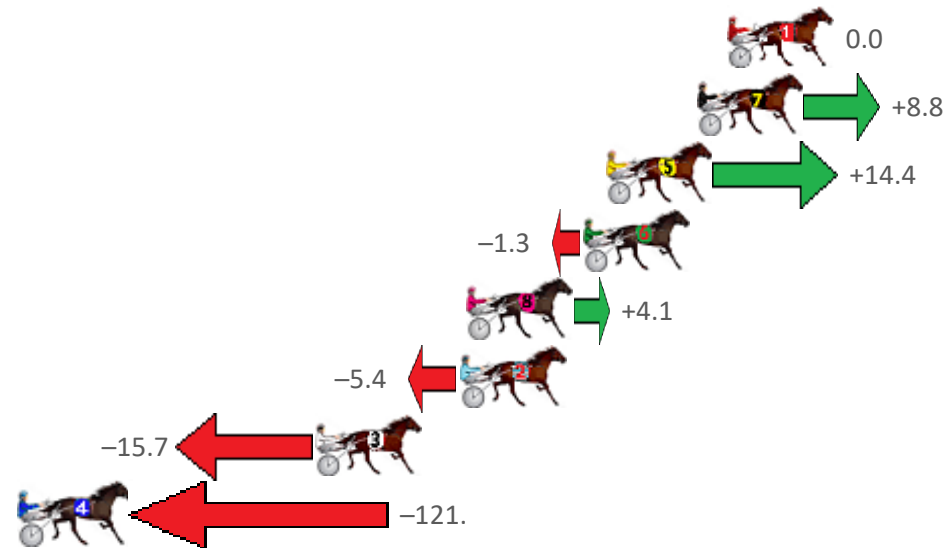
# Marburg Race 5 Distance 1850m

Sunday, 6 September 2020

Gross Time: 2:17.40 MileRate: 1:59.50 LeadTime: 16.90s First Qtr: 30.30s Second Qtr: 31.40s Third Qtr: 29.10s Fourth Qtr: 29.70s

NoHorse	Plc	Margin	Time	800Time (W)	400 Time (W)
1 ROCKNROLL PROMISE	1	0.0m	2:17.40	58.80s (0)	29.70s (0)
7 SIXPENNY RED	2	1.2m	2:17.49	58.16s (2)	29.76s (2)
5 BONNIES CAM	3	4.8m	2:17.77	57.75s (2)	29.32s (2)
6 MOONLIGHT BUTCHER	4	5.7m	2:17.84	58.90s (0)	29.78s (0)
8 NIGHT NINJA	5	10.3m	2:18.20	58.50s (2)	30.06s (2)
2 BEEJAYS DELIGHT	6	10.6m	2:18.23	59.19s (1)	30.08s (1)
3 HEADWIN	7	16.3m	2:18.67	59.95s (1)	30.86s (1)
4 CHUMP CHOP	8	131.7m	2:27.65	67.67s (0)	38.11s (0)

Finish Position and metres gained from 800m



Sectionals  
Powered by



Home of Australian Harness Sectionals

Get your sectionals delivered to your inbox daily

Check out [www.pjdata.com.au](http://www.pjdata.com.au)



The Racing Queensland Board (trading as Racing Queensland) and provider are not responsible for the completeness or accuracy of any of the information contained herein, and makes no representations about its suitability for any purpose.

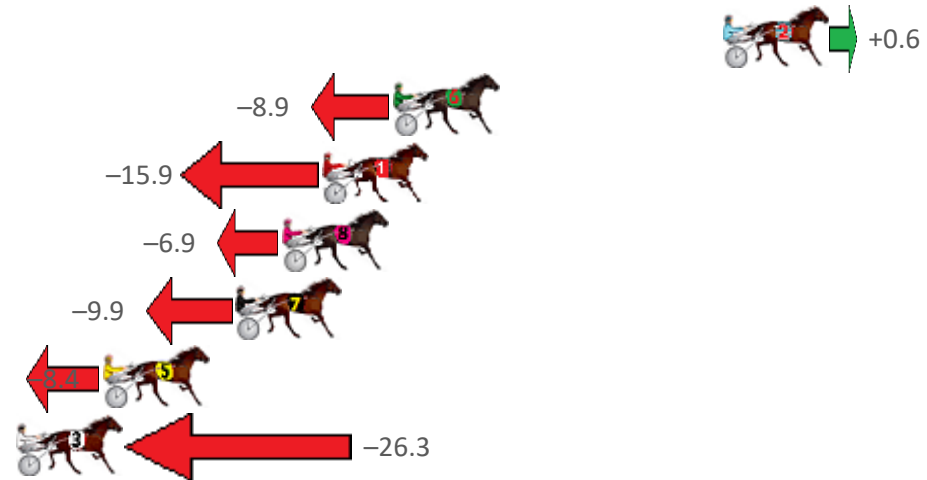
# Marburg Race 6 Distance 1850m

Sunday, 6 September 2020

Gross Time: 2:16.20 MileRate: 1:58.50 LeadTime: 17.20s First Qtr: 30.50s Second Qtr: 31.50s Third Qtr: 28.70s Fourth Qtr: 28.30s

NoHorse	Plc	Margin	Time	800Time (W)	400 Time (W)
2 ALLSTAR SEA	1	0.0m	2:16.20	56.96s (1)	28.30s (1)
6 SHEZ GOT BLING	2	13.1m	2:17.17	57.63s (0)	28.86s (0)
1 GUTS	3	15.9m	2:17.38	58.13s (0)	29.38s (0)
8 BEEF CITY STARZZZ	4	17.5m	2:17.50	57.49s (1)	29.00s (2)
7 CAPTAIN THUNDERBOL	5	19.3m	2:17.64	57.70s (0)	28.97s (0)
5 WANJIRU	6	24.6m	2:18.03	57.60s (1)	29.10s (1)
3 WHATA CHALLENGE	7	31.9m	2:18.57	58.86s (1)	30.19s (1)

Finish Position and metres gained from 800m



Sectionals  
Powered by



Home of Australian Harness Sectionals

Get your sectionals delivered to your inbox daily

Check out [www.pjdata.com.au](http://www.pjdata.com.au)



The Racing Queensland Board (trading as Racing Queensland) and provider are not responsible for the completeness or accuracy of any of the information contained herein, and makes no representations about its suitability for any purpose.

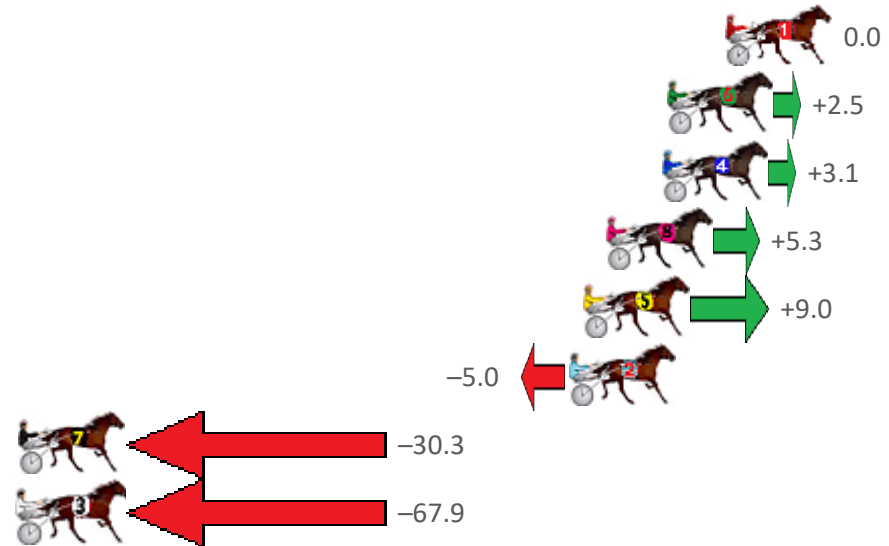
# Marburg Race 7 Distance 1850m

Sunday, 6 September 2020

Gross Time: 2:17.50 MileRate: 1:59.60 LeadTime: 17.10s First Qtr: 30.90s Second Qtr: 31.00s Third Qtr: 28.80s Fourth Qtr: 29.70s

NoHorse	Plc	Margin	Time	800Time (W)	400 Time (W)
1 ALL GOOD WALLY	1	0.0m	2:17.50	58.50s (0)	29.70s (0)
6 OUR RIDGY DIDGE	2	2.3m	2:17.68	58.32s (0)	29.52s (0)
4 ABERCROMBIE TAB	3	2.5m	2:17.69	58.27s (1)	29.41s (2)
8 MISS LILY MAY	4	4.7m	2:17.87	58.11s (1)	29.26s (1)
5 SHADYS DELIGHT	5	5.6m	2:17.94	57.85s (1)	28.96s (1)
2 ROWDYS ACE	6	6.2m	2:17.98	58.86s (1)	29.95s (1)
7 VILLAGE CRUISER	7	40.5m	2:20.65	60.70s (0)	31.48s (0)
3 WHATELEY	8	107.9m	2:25.90	63.44s (0)	32.87s (0)

Finish Position and metres gained from 800m



Sectionals  
Powered by



Home of Australian Harness Sectionals

Get your sectionals delivered to your inbox daily

Check out [www.pjdata.com.au](http://www.pjdata.com.au)



The Racing Queensland Board (trading as Racing Queensland) and provider are not responsible for the completeness or accuracy of any of the information contained herein, and makes no representations about its suitability for any purpose.

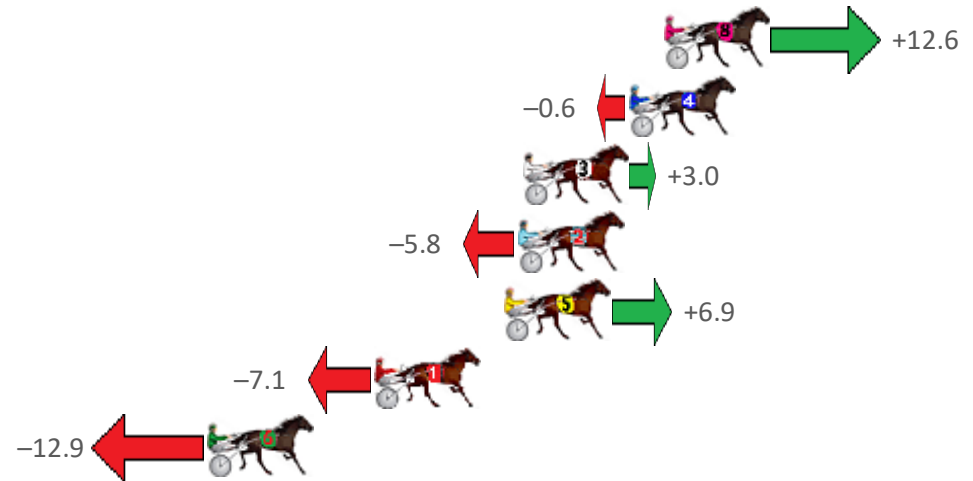
# Marburg Race 8 Distance 2200m

Sunday, 6 September 2020

Gross Time: 2:46.70 MileRate: 2:01.90 LeadTime: 44.40s First Qtr: 31.90s Second Qtr: 31.60s Third Qtr: 28.80s Fourth Qtr: 30.00s

NoHorse	Plc	Margin	Time	800Time (W)	400 Time (W)
8 IDEAL TIGER	1	0.0m	2:46.70	57.88s (1)	29.52s (3)
4 NEWMERELLA LADYKAY	2	1.4m	2:46.81	58.84s (1)	30.01s (1)
3 DONT CALL ME	3	5.6m	2:47.14	58.58s (0)	29.72s (0)
2 MISS MIA	4	5.8m	2:47.16	59.22s (0)	30.43s (0)
5 KETTERING GIRL	5	6.3m	2:47.20	58.30s (0)	29.83s (1)
1 PITTSWORTH MAN	6	11.5m	2:47.60	59.32s (0)	30.47s (0)
6 WARNER	7	18.1m	2:48.12	59.74s (1)	30.78s (2)

Finish Position and metres gained from 800m



Sectionals  
Powered by



Home of Australian Harness Sectionals

Get your sectionals delivered to your inbox daily

Check out [www.pjdata.com.au](http://www.pjdata.com.au)



The Racing Queensland Board (trading as Racing Queensland) and provider are not responsible for the completeness or accuracy of any of the information contained herein, and makes no representations about its suitability for any purpose.



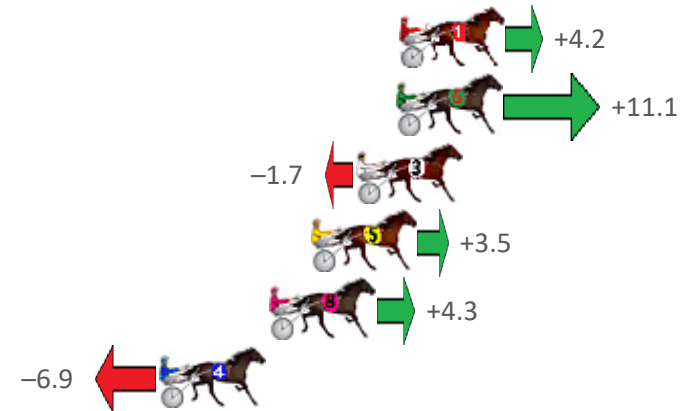
# Marburg Race 9 Distance 1850m

Sunday, 6 September 2020

Gross Time: 2:17.60 MileRate: 1:59.70 LeadTime: 16.50s First Qtr: 31.60s Second Qtr: 32.40s Third Qtr: 28.20s Fourth Qtr: 28.90s

NoHorse	Plc	Margin	Time	800Time (W)	400 Time (W)
1 BEEF CITY BLAZE	1	0.0m	2:17.60	56.80s (0)	28.60s (0)
6 MAMMALS MAGIC	2	0.1m	2:17.61	56.31s (1)	28.76s (2)
3 KARLOO MAC	3	1.7m	2:17.73	57.22s (0)	29.02s (0)
5 LORIMER LADY	4	3.5m	2:17.87	56.85s (1)	28.68s (2)
8 HAWKOWL	5	5.1m	2:17.99	56.79s (0)	28.52s (1)
4 COLOMBIAN GOLD	6	9.5m	2:18.32	57.59s (1)	29.27s (1)

Finish Position and metres gained from 800m



Sectionals  
Powered by



Home of Australian Harness Sectionals

Get your sectionals delivered to your inbox daily

Check out [www.pjdata.com.au](http://www.pjdata.com.au)



The Racing Queensland Board (trading as Racing Queensland) and provider are not responsible for the completeness or accuracy of any of the information contained herein, and makes no representations about its suitability for any purpose.