


# Albion Park Race 1 Distance 1660m

Tuesday, 15 September 2020

Gross Time: 2:00.00 MileRate: 1:56.40 LeadTime: 3.50s First Qtr: 28.80s Second Qtr: 32.30s Third Qtr: 27.90s Fourth Qtr: 27.50s

NoHorse	Plc	Margin	Time	800Time (W)	400 Time (W)
3 DANCE IN THE SUN	1	0.0m	2:00.00	55.40s (0)	27.50s (0)
1 TORQUE IN CONTROL	2	22.3m	2:01.61	56.62s (0)	28.57s (0)
4 FIRE EYES	3	27.5m	2:01.99	56.67s (1)	28.56s (0)
7 OCTOBER RACKETEER	4	28.5m	2:02.06	56.43s (0)	27.83s (1)
6 RAINBOW JET	5	29.3m	2:02.12	57.13s (1)	28.82s (1)
5 LAKER	6	33.5m	2:02.42	56.77s (1)	28.52s (1)
2 OUR DOLLY	7	71.6m	2:05.18	59.70s (0)	31.06s (0)

Finish Position and metres gained from 800m



Sectionals  
Powered by



Home of Australian Harness Sectionals

Get your sectionals delivered to your inbox daily

Check out [www.pjdata.com.au](http://www.pjdata.com.au)



The Racing Queensland Board (trading as Racing Queensland) and provider are not responsible for the completeness or accuracy of any of the information contained herein, and makes no representations about its suitability for any purpose.

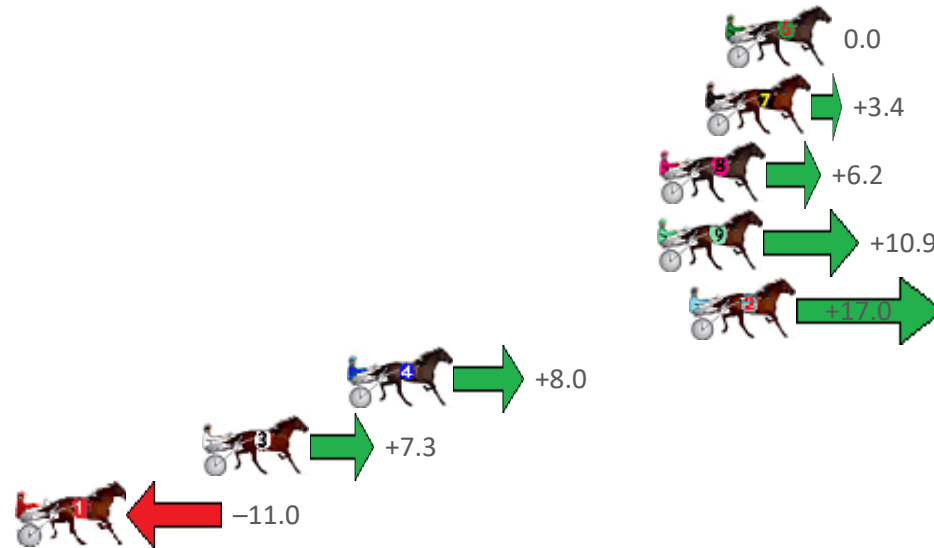
# Albion Park Race 2 Distance 2138m

Tuesday, 15 September 2020

Gross Time: 2:44.00 MileRate: 2:03.40 LeadTime: 41.80s First Qtr: 31.20s Second Qtr: 32.00s Third Qtr: 29.60s Fourth Qtr: 29.40s

No	Horse	Plc	Margin	Time	800Time (W)	400 Time (W)
6	AVEROSS DON	1	0.0m	2:44.00	59.00s (0)	29.40s (0)
7	MISS INVASION	2	0.8m	2:44.06	58.75s (0)	29.15s (0)
8	TORFINO MIST	3	2.6m	2:44.20	58.55s (0)	28.98s (0)
9	MELPARK MAGIC	4	2.7m	2:44.21	58.20s (0)	28.82s (1)
2	REDWOOD INVASION	5	1.4m	2:44.11	57.75s (0)	29.12s (1)
4	LANSBURY	6	15.0m	2:45.16	58.41s (0)	29.27s (1)
3	JUSTABILIKEMUM	7	20.7m	2:45.60	58.46s (0)	29.57s (0)
1	ARNOLD	8	53.0m	2:48.09	59.81s (0)	29.98s (0)

Finish Position and metres gained from 800m



Sectionals  
Powered by



Home of Australian Harness Sectionals

Get your sectionals delivered to your inbox daily

Check out [www.pjdata.com.au](http://www.pjdata.com.au)



The Racing Queensland Board (trading as Racing Queensland) and provider are not responsible for the completeness or accuracy of any of the information contained herein, and makes no representations about its suitability for any purpose.

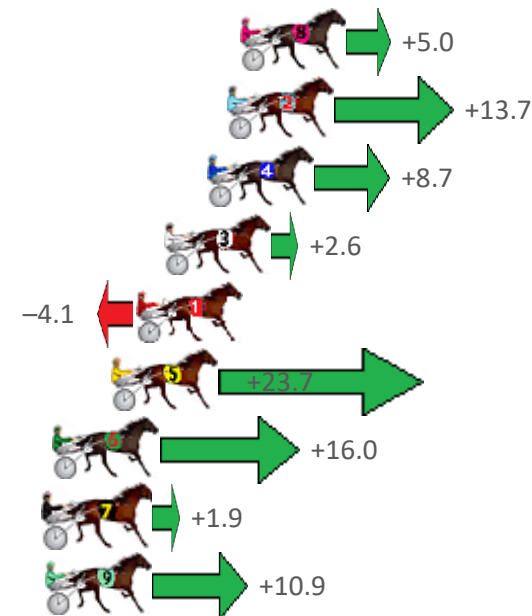
# Albion Park Race 3 Distance 1660m

Tuesday, 15 September 2020

Gross Time: 1:58.30 MileRate: 1:54.70 LeadTime: 3.40s First Qtr: 28.40s Second Qtr: 29.50s Third Qtr: 27.80s Fourth Qtr: 29.20s

NoHorse	Plc	Margin	Time	800Time (W)	400 Time (W)
8 OUR BALOU	1	0.0m	1:58.30	56.65s (0)	28.88s (0)
2 LITTLELIONELJAMES	2	0.5m	1:58.34	56.03s (1)	28.60s (1)
4 MISTER FINNIGAN	3	1.3m	1:58.40	56.38s (1)	28.96s (1)
3 LANCELOT BROMAC	4	3.0m	1:58.53	56.82s (1)	29.42s (1)
1 RED TERROR	5	4.1m	1:58.61	57.29s (0)	29.50s (0)
5 MAJOR LUCKY	6	5.1m	1:58.69	55.32s (1)	28.23s (1)
6 COPPICE	7	7.4m	1:58.87	55.87s (1)	28.52s (2)
7 HOT DOGMA	8	7.7m	1:58.89	56.87s (0)	29.12s (0)
9 UNCLE RYAN	9	7.7m	1:58.89	56.23s (1)	28.79s (1)

Finish Position and metres gained from 800m



Sectionals  
Powered by



Home of Australian Harness Sectionals

Get your sectionals delivered to your inbox daily

Check out [www.pjdata.com.au](http://www.pjdata.com.au)



The Racing Queensland Board (trading as Racing Queensland) and provider are not responsible for the completeness or accuracy of any of the information contained herein, and makes no representations about its suitability for any purpose.

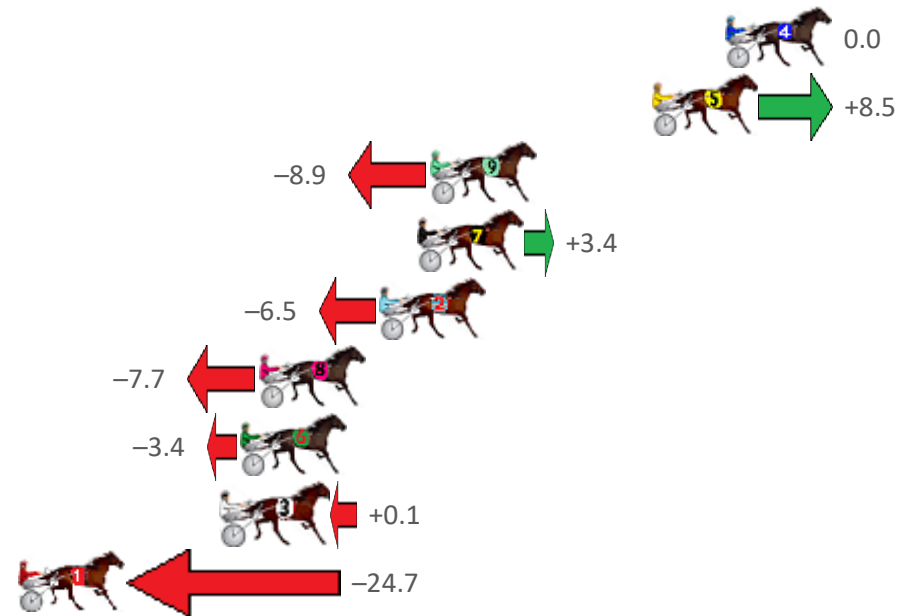
# Albion Park Race 4 Distance 1660m

Tuesday, 15 September 2020

Gross Time: 1:58.70 MileRate: 1:55.10 LeadTime: 3.50s First Qtr: 28.50s Second Qtr: 31.20s Third Qtr: 28.10s Fourth Qtr: 27.40s

NoHorse	Plc	Margin	Time	800Time (W)	400 Time (W)
4 ROCKS OR DIAMONDS	1	0.0m	1:58.70	55.50s (0)	27.40s (0)
5 TORQUE ONETWOTHRE	2	2.9m	1:58.91	54.91s (1)	27.46s (2)
9 JILLIBY JACKPOT	3	11.7m	1:59.54	56.11s (1)	27.88s (1)
7 NO DOUBT	4	12.2m	1:59.58	55.27s (1)	27.69s (2)
2 SHADYS DELIGHT	5	13.7m	1:59.69	55.95s (1)	27.71s (1)
8 THE SECOND CHANCE	6	18.5m	2:00.03	56.03s (0)	27.69s (0)
6 UNDERTHEKILT	7	19.2m	2:00.08	55.73s (0)	27.74s (1)
3 MISTER COLE	8	19.9m	2:00.14	55.49s (1)	27.76s (2)
1 KAY NORA SHANNON	9	29.1m	2:00.80	57.20s (0)	28.92s (0)

Finish Position and metres gained from 800m



Sectionals  
Powered by



Home of Australian Harness Sectionals

Get your sectionals delivered to your inbox daily

Check out [www.pjdata.com.au](http://www.pjdata.com.au)



The Racing Queensland Board (trading as Racing Queensland) and provider are not responsible for the completeness or accuracy of any of the information contained herein, and makes no representations about its suitability for any purpose.

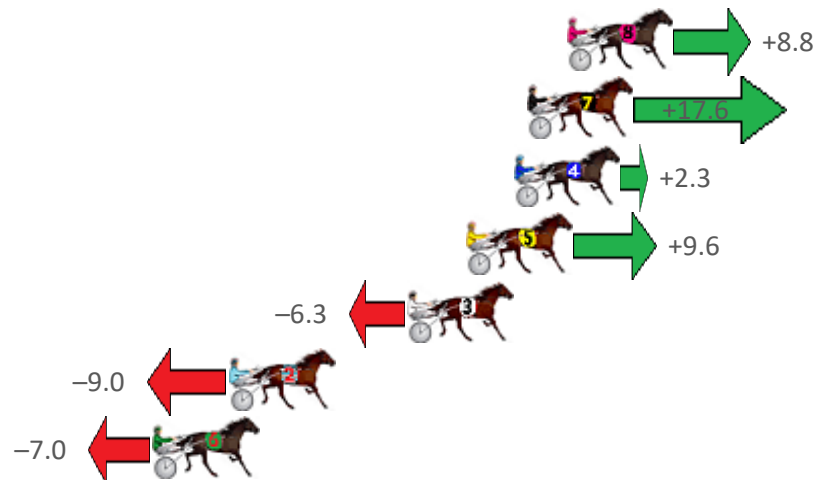
# Albion Park Race 5 Distance 1660m

Tuesday, 15 September 2020

Gross Time: 2:00.80 MileRate: 1:57.10 LeadTime: 3.50s First Qtr: 29.30s Second Qtr: 32.00s Third Qtr: 27.90s Fourth Qtr: 28.10s

NoHorse	Plc	Margin	Time	800Time (W)	400 Time (W)
8 ITZ MAJOR RICH	1	0.0m	2:00.80	55.39s (1)	27.68s (1)
7 STOKER ACE	2	1.6m	2:00.92	54.77s (1)	27.15s (1)
4 AYE AYE CAPTAIN	3	2.1m	2:00.96	55.84s (1)	28.13s (1)
5 OUTA THE BLUE	4	4.0m	2:01.10	55.33s (1)	27.62s (1)
3 DON HESTON	5	6.3m	2:01.27	56.44s (0)	28.54s (0)
2 AMARONE	6	13.4m	2:01.79	56.63s (0)	28.67s (0)
6 GLITTER STRIP	7	16.4m	2:02.01	56.49s (0)	28.52s (0)

Finish Position and metres gained from 800m



Sectionals  
Powered by



Home of Australian Harness Sectionals

Get your sectionals delivered to your inbox daily

Check out [www.pjdata.com.au](http://www.pjdata.com.au)



The Racing Queensland Board (trading as Racing Queensland) and provider are not responsible for the completeness or accuracy of any of the information contained herein, and makes no representations about its suitability for any purpose.

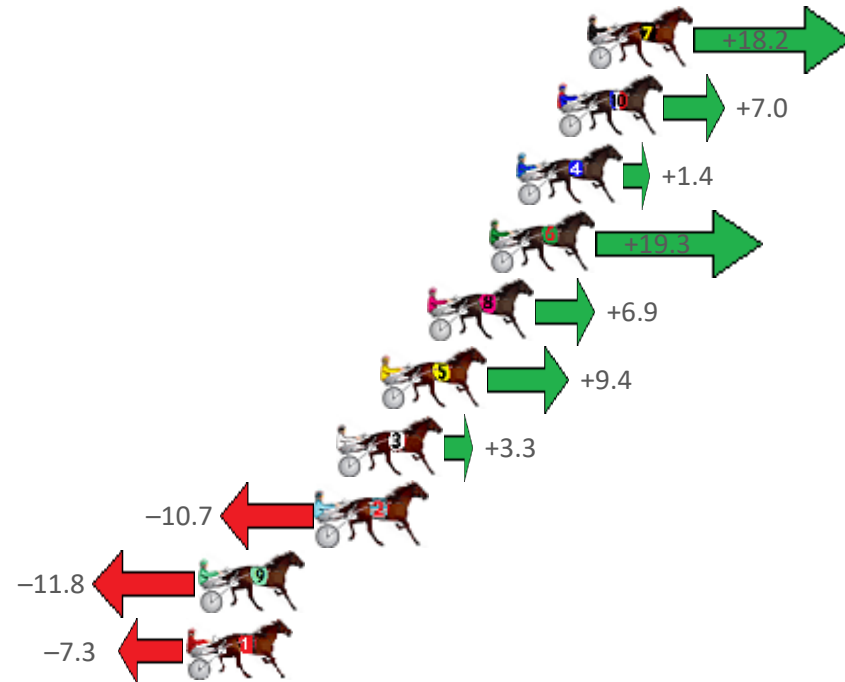
# Albion Park Race 6 Distance 1660m

Tuesday, 15 September 2020

Gross Time: 1:57.20 MileRate: 1:53.60 LeadTime: 3.30s First Qtr: 27.00s Second Qtr: 30.20s Third Qtr: 27.50s Fourth Qtr: 29.20s

NoHorse	Plc	Margin	Time	800Time (W)	400 Time (W)
7 DINA BOLT	1	0.0m	1:57.20	55.42s (1)	29.07s (2)
10 AMILLION PROMISES	2	1.2m	1:57.29	56.21s (1)	28.95s (1)
4 JEROSH	3	2.8m	1:57.41	56.60s (0)	28.90s (0)
6 DAPPER	4	3.9m	1:57.50	55.34s (1)	28.68s (2)
8 SPECIAL RESERVE	5	6.3m	1:57.68	56.21s (0)	28.47s (0)
5 ALE ALE KAI	6	8.2m	1:57.83	56.04s (0)	28.74s (1)
3 THE MONEY BALL	7	9.9m	1:57.96	56.47s (1)	29.18s (1)
2 THE FORTUNATE SON	8	10.7m	1:58.02	57.45s (0)	29.80s (0)
9 ARMA NAUGHTY	9	15.4m	1:58.38	57.53s (1)	30.32s (1)
1 KOTIRO	10	15.9m	1:58.42	57.21s (0)	29.53s (0)

Finish Position and metres gained from 800m



Sectionals  
Powered by



Home of Australian Harness Sectionals

Get your sectionals delivered to your inbox daily

Check out [www.pjdata.com.au](http://www.pjdata.com.au)



The Racing Queensland Board (trading as Racing Queensland) and provider are not responsible for the completeness or accuracy of any of the information contained herein, and makes no representations about its suitability for any purpose.



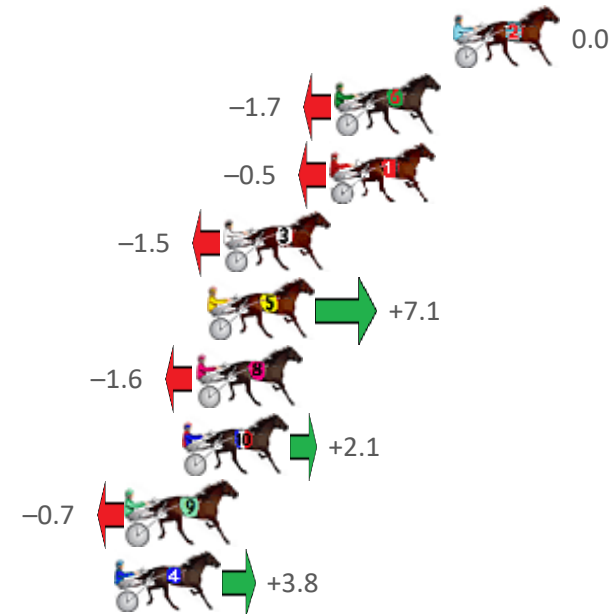
# Albion Park Race 7 Distance 1660m

Tuesday, 15 September 2020

Gross Time: 1:58.60 MileRate: 1:55.00 LeadTime: 3.50s First Qtr: 27.20s Second Qtr: 31.80s Third Qtr: 28.40s Fourth Qtr: 27.70s

NoHorse	Plc	Margin	Time	800Time (W)	400 Time (W)
2 THE DEMOCRAT	1	0.0m	1:58.60	56.10s (0)	27.70s (0)
6 OUTLAW FELLA	2	4.7m	1:58.94	56.22s (1)	27.83s (1)
1 HARPAGUS	3	4.9m	1:58.96	56.13s (0)	27.73s (0)
3 RUN BOY RUN	4	9.1m	1:59.26	56.20s (1)	27.84s (1)
5 SOMWHEREOVARAINB	5	9.7m	1:59.31	55.60s (1)	27.95s (2)
8 PSYCHEDELIC	6	10.2m	1:59.34	56.21s (0)	27.78s (0)
10 OUR LITTLE DIGGER	7	10.7m	1:59.38	55.95s (0)	27.53s (0)
9 LETS GO BETTER	8	12.9m	1:59.54	56.15s (1)	27.84s (2)
4 SO KOOL MASTER	9	13.4m	1:59.58	55.84s (0)	27.64s (1)

Finish Position and metres gained from 800m



Sectionals  
Powered by



Home of Australian Harness Sectionals

Get your sectionals delivered to your inbox daily

Check out [www.pjdata.com.au](http://www.pjdata.com.au)



The Racing Queensland Board (trading as Racing Queensland) and provider are not responsible for the completeness or accuracy of any of the information contained herein, and makes no representations about its suitability for any purpose.

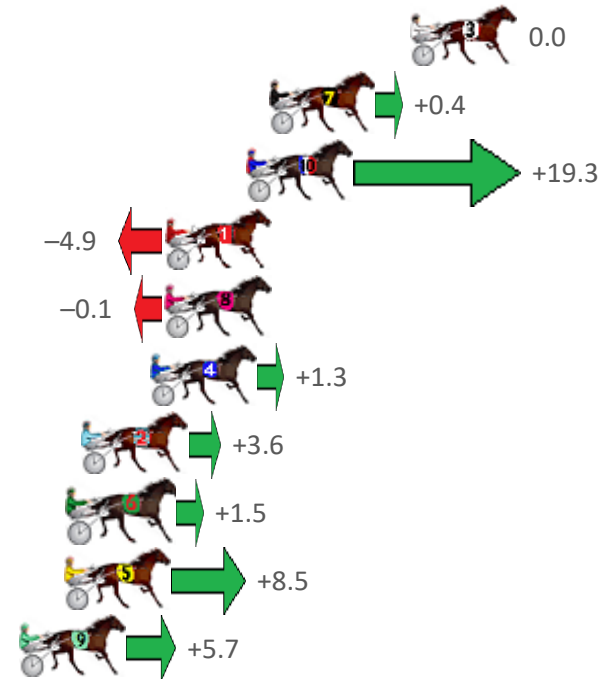
# Albion Park Race 8 Distance 1660m

Tuesday, 15 September 2020

Gross Time: 1:58.60 MileRate: 1:55.00 LeadTime: 3.50s First Qtr: 28.90s Second Qtr: 30.60s Third Qtr: 27.30s Fourth Qtr: 28.30s

NoHorse	Plc	Margin	Time	800Time (W)	400 Time (W)
3 BEE GEES BANDIT	1	0.0m	1:58.60	55.60s (0)	28.30s (0)
7 PELOSI	2	5.6m	1:59.02	55.57s (1)	28.37s (1)
10 JERADAS DELIGHT	3	6.5m	1:59.08	54.27s (1)	27.60s (2)
1 ATTACK ON COMMAND	4	9.7m	1:59.32	55.94s (0)	28.63s (0)
8 FLAMING HERO	5	9.7m	1:59.32	55.61s (0)	28.31s (0)
4 WHISKEY BLAZE	6	10.3m	1:59.37	55.51s (1)	28.35s (1)
2 HES OKEY DOKEY	7	13.0m	1:59.57	55.35s (1)	28.19s (1)
6 FEELINGFORAMIRACLE	8	13.5m	1:59.60	55.50s (0)	28.26s (0)
5 JUMPING JOLT	9	13.7m	1:59.62	55.01s (0)	27.98s (0)
9 OYSTER STRIDE	10	15.5m	1:59.75	55.21s (1)	28.04s (1)

Finish Position and metres gained from 800m



Sectionals  
Powered by



Home of Australian Harness Sectionals

Get your sectionals delivered to your inbox daily

Check out [www.pjdata.com.au](http://www.pjdata.com.au)



The Racing Queensland Board (trading as Racing Queensland) and provider are not responsible for the completeness or accuracy of any of the information contained herein, and makes no representations about its suitability for any purpose.



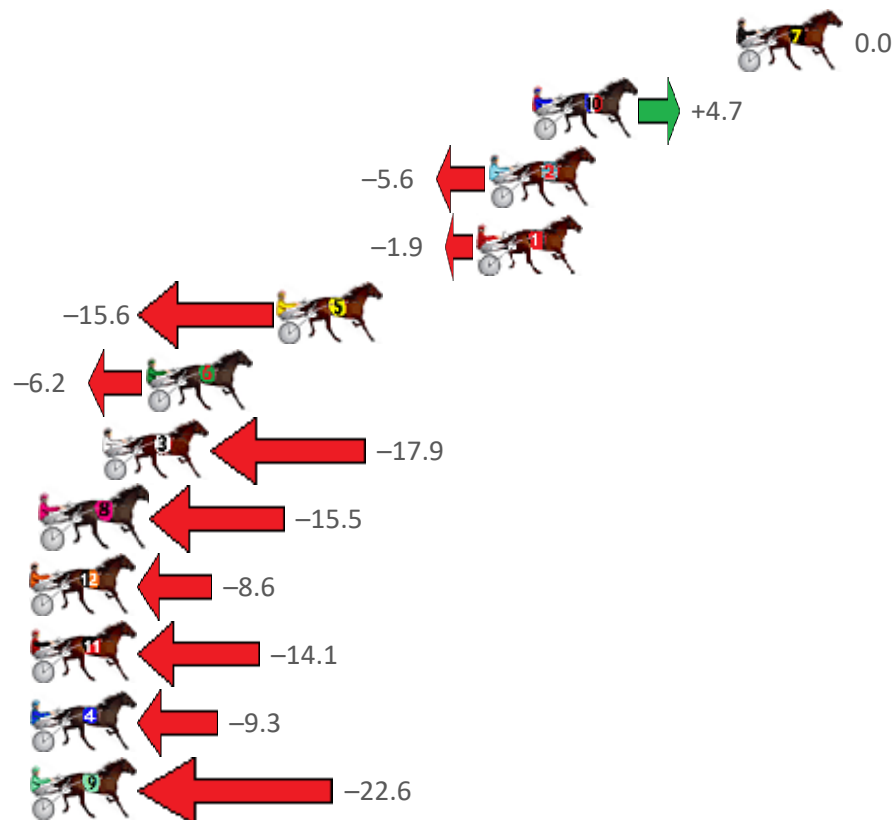
# Albion Park Race 9 Distance 2138m

Tuesday, 15 September 2020

Gross Time: 2:33.70 MileRate: 1:55.70 LeadTime: 35.70s First Qtr: 30.50s Second Qtr: 31.40s Third Qtr: 27.60s Fourth Qtr: 28.50s

NoHorse	Plc	Margin	Time	800Time (W)	400 Time (W)
7 KIWIS ARE FLYING	1	0.0m	2:33.70	56.10s (0)	28.50s (0)
10 HUNZA VALLEY	2	8.1m	2:34.31	55.77s (0)	28.11s (0)
2 JUSTA DALE	3	9.8m	2:34.43	56.49s (0)	28.87s (0)
1 BILLBOARD BONNIE	4	10.3m	2:34.47	56.23s (0)	28.55s (0)
5 LEFT A TERROR	5	18.2m	2:35.06	57.19s (1)	29.34s (1)
6 IFOUNDTHEBEACH	6	23.4m	2:35.45	56.53s (0)	28.81s (0)
3 ALL GOOD	7	25.1m	2:35.58	57.35s (1)	30.05s (2)
8 OUR FRIEND	8	27.5m	2:35.76	57.18s (2)	29.74s (2)
12 FIRE AND ICE	9	28.4m	2:35.83	56.70s (1)	29.51s (2)
11 GOTTA MOMENT	10	30.3m	2:35.97	57.08s (2)	29.53s (3)
4 TODAYS HERO	11	32.7m	2:36.15	56.75s (0)	29.46s (1)
9 ALI DOWNUNDER	12	36.8m	2:36.45	57.68s (1)	30.07s (1)

Finish Position and metres gained from 800m



Sectionals  
Powered by



Home of Australian Harness Sectionals

Get your sectionals delivered to your inbox daily

Check out [www.pjdata.com.au](http://www.pjdata.com.au)



The Racing Queensland Board (trading as Racing Queensland) and provider are not responsible for the completeness or accuracy of any of the information contained herein, and makes no representations about its suitability for any purpose.