

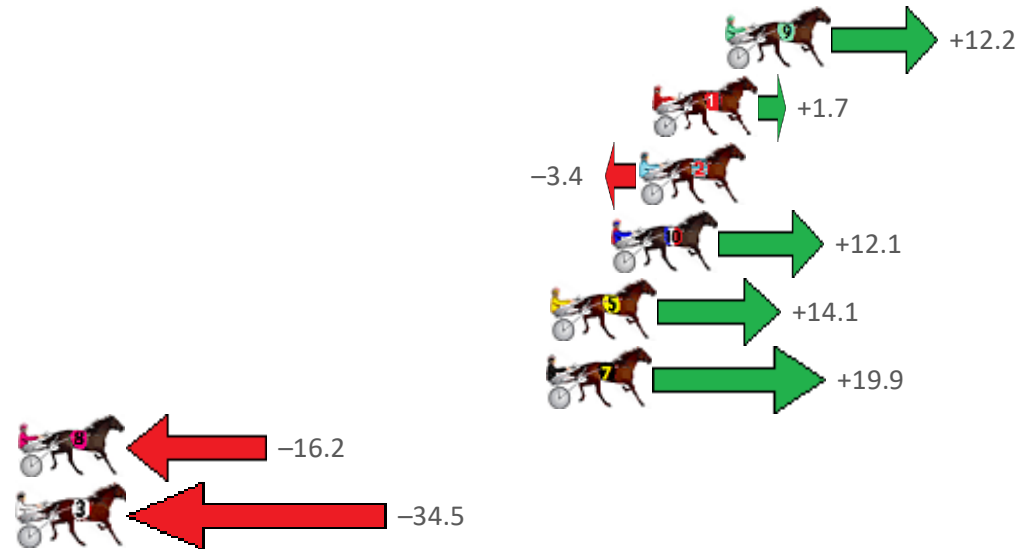
# Albion Park Race 1 Distance 1660m

Friday, 18 September 2020

Gross Time: 1:57.70 MileRate: 1:54.10 LeadTime: 3.40s First Qtr: 26.40s Second Qtr: 31.00s Third Qtr: 28.40s Fourth Qtr: 28.50s

NoHorse	Plc	Margin	Time	800Time (W)	400 Time (W)
9 BUMPER	1	0.0m	1:57.70	56.04s (1)	28.16s (1)
1 UNASSUMING CHAMP	2	2.9m	1:57.92	56.78s (0)	28.39s (0)
2 KILLARA KAOS	3	3.4m	1:57.95	57.14s (0)	28.74s (0)
10 JUST ROKIN	4	4.5m	1:58.04	56.04s (1)	28.14s (1)
5 ITZ MY GENERATION	5	6.9m	1:58.22	55.90s (1)	28.41s (2)
7 ROYAL LINCOLN	6	7.1m	1:58.23	55.49s (1)	28.12s (2)
8 FEEL THE REIGN	7	38.4m	2:00.57	58.05s (0)	29.58s (0)
3 KEY LARGO	8	41.9m	2:00.84	59.34s (1)	30.68s (0)

## Finish Position and metres gained from 800m



Sectionals  
Powered by



Home of Australian Harness Sectionals

Get your sectionals delivered to your inbox daily

Check out [www.pjdata.com.au](http://www.pjdata.com.au)



The Racing Queensland Board (trading as Racing Queensland) and provider are not responsible for the completeness or accuracy of any of the information contained herein, and makes no representations about its suitability for any purpose.

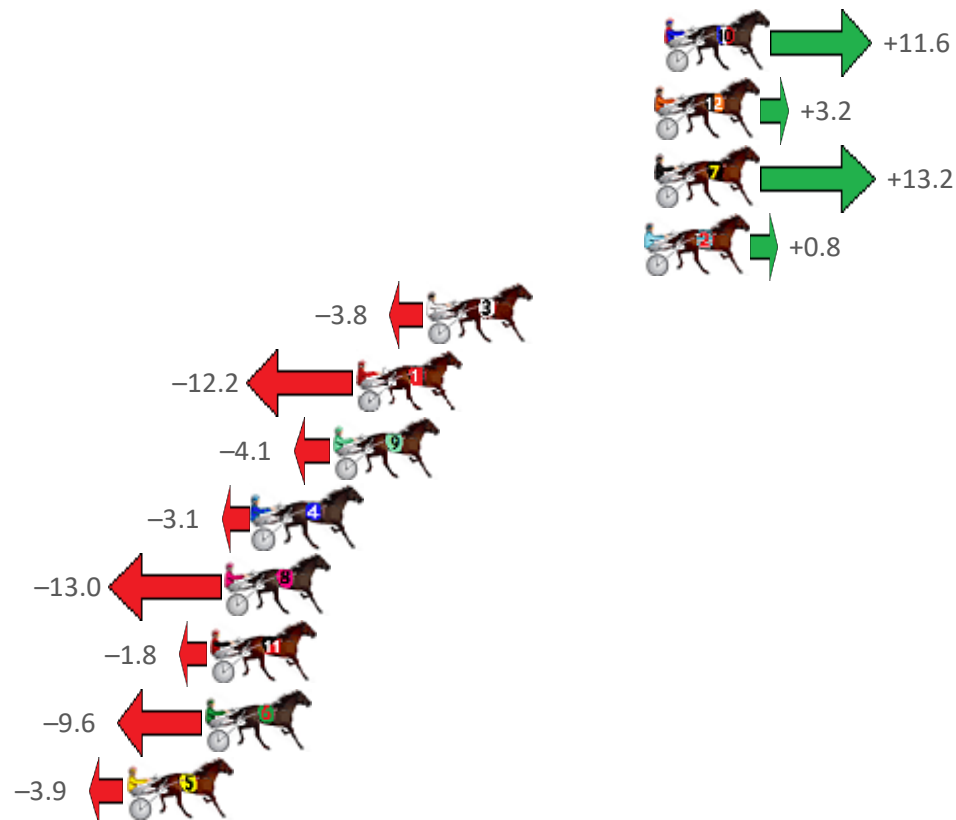
# Albion Park Race 2 Distance 2138m

Friday, 18 September 2020

Gross Time: 2:35.00 MileRate: 1:56.70 LeadTime: 38.40s First Qtr: 31.30s Second Qtr: 28.50s Third Qtr: 28.00s Fourth Qtr: 28.80s

NoHorse	Plc	Margin	Time	800Time (W)	400 Time (W)
10 MACH LE MORE	1	0.0m	2:35.00	55.98s (1)	28.00s (1)
12 NURBURGRING	2	0.4m	2:35.03	56.57s (2)	28.83s (1)
7 DOUBLE OR NOTHING	3	0.4m	2:35.03	55.87s (2)	28.18s (2)
2 LUCKY UNLUCKY	4	0.8m	2:35.06	56.74s (1)	28.86s (0)
3 MAKE MINE JOE	5	9.4m	2:35.71	57.07s (1)	28.97s (1)
1 SEA HAWKE	6	12.2m	2:35.92	57.66s (0)	29.36s (0)
9 ABRIDGED	7	13.1m	2:35.99	57.09s (2)	29.41s (2)
4 MAMMALS MAGIC	8	16.3m	2:36.23	57.02s (0)	28.81s (1)
8 CALL ME YOURS	9	17.4m	2:36.32	57.72s (0)	29.32s (0)
11 HAVANA MOON	10	18.0m	2:36.36	56.93s (1)	29.10s (2)
6 ILLAWONG DREAMTIM	11	18.2m	2:36.38	57.48s (0)	29.06s (0)
5 WEEDONS EXPRESS	12	21.3m	2:36.61	57.08s (0)	28.94s (0)

Finish Position and metres gained from 800m



Sectionals  
Powered by



Home of Australian Harness Sectionals

Get your sectionals delivered to your inbox daily

Check out [www.pjdata.com.au](http://www.pjdata.com.au)



The Racing Queensland Board (trading as Racing Queensland) and provider are not responsible for the completeness or accuracy of any of the information contained herein, and makes no representations about its suitability for any purpose.

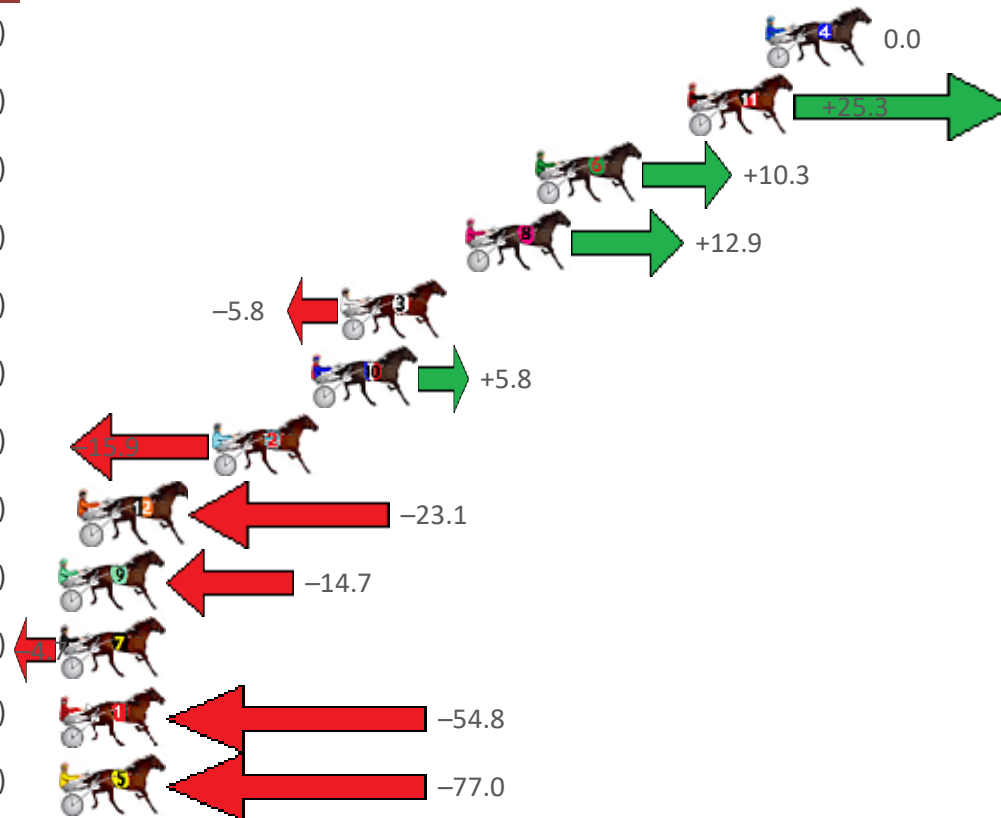
# Albion Park Race 3 Distance 2138m

Friday, 18 September 2020

Gross Time: 2:34.20 MileRate: 1:56.00 LeadTime: 37.20s First Qtr: 30.40s Second Qtr: 28.80s Third Qtr: 28.20s Fourth Qtr: 29.60s

No	Horse	Plc	Margin	Time	800Time (W)	400 Time (W)
4	GOTTA MOMENT	1	0.0m	2:34.20	57.80s (0)	29.60s (0)
11	PINUP BOY	2	3.1m	2:34.44	55.98s (1)	28.43s (2)
6	MISTER HART	3	9.1m	2:34.91	57.06s (1)	29.21s (2)
8	ARBIT MAJOR	4	11.9m	2:35.12	56.87s (0)	28.83s (1)
3	ONE OFF	5	16.8m	2:35.50	58.22s (0)	29.89s (1)
10	EARL JUJON	6	18.0m	2:35.60	57.38s (1)	29.66s (1)
2	COULDNTBETOLD	7	21.9m	2:35.90	58.94s (0)	30.56s (0)
12	THE BIG CHEESE	8	27.1m	2:36.30	59.46s (1)	30.98s (1)
9	FRANCISCO DE GORE	9	29.9m	2:36.52	58.86s (1)	31.05s (2)
7	LOYOLA TRIOS	10	34.1m	2:36.85	58.14s (0)	30.34s (2)
1	PLAYNSERIOUS	11	75.0m	2:40.02	61.74s (0)	32.66s (0)
5	LORIMER LADY	12	87.6m	2:41.00	63.33s (1)	34.13s (0)

Finish Position and metres gained from 800m



Sectionals  
Powered by



Home of Australian Harness Sectionals

Get your sectionals delivered to your inbox daily

Check out [www.pjdata.com.au](http://www.pjdata.com.au)



The Racing Queensland Board (trading as Racing Queensland) and provider are not responsible for the completeness or accuracy of any of the information contained herein, and makes no representations about its suitability for any purpose.

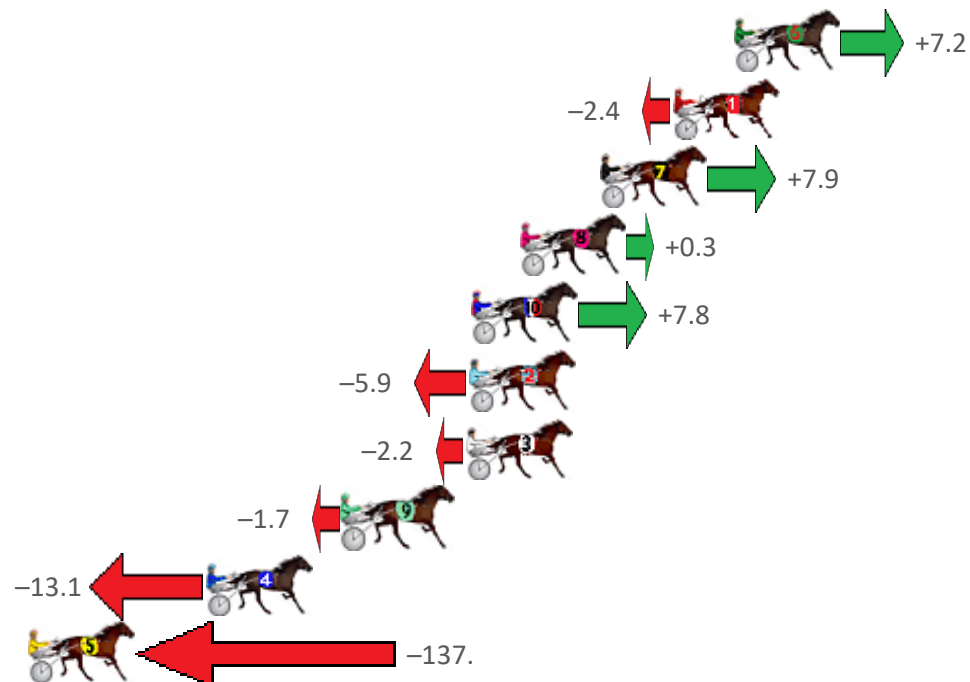
# Albion Park Race 4 Distance 1660m

Friday, 18 September 2020

Gross Time: 1:58.60 MileRate: 1:55.00 LeadTime: 3.30s First Qtr: 28.40s Second Qtr: 29.90s Third Qtr: 28.10s Fourth Qtr: 28.90s

NoHorse	Plc	Margin	Time	800Time (W)	400 Time (W)
6 LARRY LINCOLN	1	0.0m	1:58.60	56.49s (3)	28.71s (1)
1 KWASII	2	2.4m	1:58.78	57.17s (0)	29.07s (0)
7 COULDNTELLYA	3	5.3m	1:59.00	56.44s (0)	28.45s (0)
8 ALL GOOD WALLY	4	8.5m	1:59.24	56.98s (0)	28.81s (1)
10 NIFTY STUDLEIGH	5	10.4m	1:59.39	56.45s (1)	28.15s (0)
2 WATYOUSEEISWATUGE	6	10.5m	1:59.40	57.42s (0)	29.19s (0)
3 ELZBOY	7	10.6m	1:59.40	57.16s (1)	28.41s (1)
9 SIGNOR JUJON	8	15.5m	1:59.78	57.12s (1)	28.29s (3)
4 ABERCROMBIE TAB	9	20.9m	2:00.19	57.93s (2)	28.89s (2)
5 ATOMIC BOMBSHELL	10	141.4m	2:09.32	66.72s (1)	37.39s (1)

Finish Position and metres gained from 800m



Sectionals  
Powered by



Home of Australian Harness Sectionals

Get your sectionals delivered to your inbox daily

Check out [www.pjdata.com.au](http://www.pjdata.com.au)



The Racing Queensland Board (trading as Racing Queensland) and provider are not responsible for the completeness or accuracy of any of the information contained herein, and makes no representations about its suitability for any purpose.

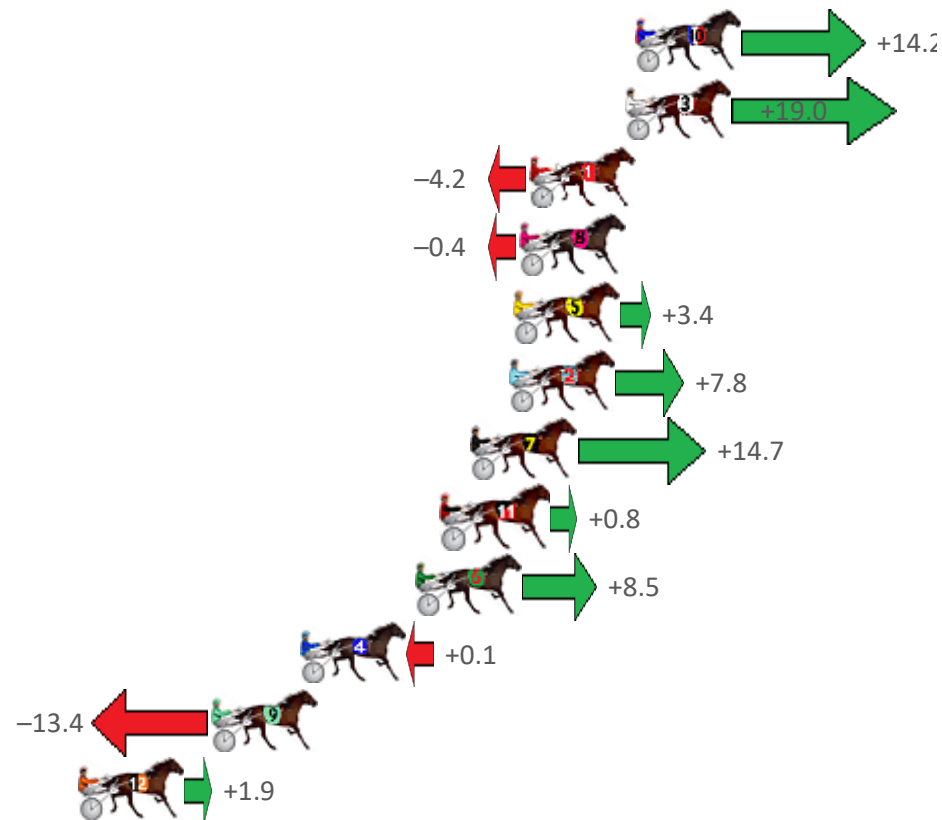
# Albion Park Race 5 Distance 2138m

Friday, 18 September 2020

Gross Time: 2:36.10 MileRate: 1:57.50 LeadTime: 38.40s First Qtr: 30.60s Second Qtr: 30.40s Third Qtr: 27.90s Fourth Qtr: 28.80s

NoHorse	Plc	Margin	Time	800Time (W)	400 Time (W)
10 MILLWOOD TILLY	1	0.0m	2:36.10	55.70s (2)	28.71s (2)
3 SIR JUJON	2	0.4m	2:36.13	55.36s (2)	28.34s (2)
1 ONE LAST ROLL	3	4.2m	2:36.42	57.00s (0)	29.10s (0)
8 ROCKNTINGIRA	4	4.6m	2:36.45	56.73s (0)	28.83s (0)
5 ALLSTAR SEA	5	4.8m	2:36.46	56.46s (1)	28.77s (1)
2 BLUE SHARD	6	5.0m	2:36.48	56.15s (1)	28.44s (1)
7 MORESCO	7	6.5m	2:36.59	55.66s (1)	27.93s (1)
11 DEVOUGED	8	7.6m	2:36.67	56.64s (0)	28.71s (0)
6 DAPPER BESSIE	9	8.7m	2:36.76	56.10s (1)	28.41s (1)
4 SOMEBEACHSOMEGIFT	10	13.3m	2:37.11	56.69s (0)	28.75s (0)
9 HELLO ITS ME	11	16.8m	2:37.37	57.64s (1)	29.96s (1)
12 PILOT PETE	12	22.1m	2:37.77	56.57s (2)	29.58s (2)

Finish Position and metres gained from 800m



Sectionals  
Powered by



Home of Australian Harness Sectionals

Get your sectionals delivered to your inbox daily

Check out [www.pjdata.com.au](http://www.pjdata.com.au)



The Racing Queensland Board (trading as Racing Queensland) and provider are not responsible for the completeness or accuracy of any of the information contained herein, and makes no representations about its suitability for any purpose.


# Albion Park Race 6 Distance 1660m

Friday, 18 September 2020

Gross Time: 1:57.70 MileRate: 1:54.10 LeadTime: 3.40s First Qtr: 26.80s Second Qtr: 31.10s Third Qtr: 27.90s Fourth Qtr: 28.50s

NoHorse	Plc	Margin	Time	800Time (W)	400 Time (W)
3 JIVE	1	0.0m	1:57.70	55.29s (1)	27.56s (1)
4 MAN OF ACTION	2	0.1m	1:57.71	56.41s (0)	28.51s (0)
7 NOTORIOUS	3	0.8m	1:57.76	56.04s (1)	28.36s (1)
2 MAFFIOSO GIRL	4	1.1m	1:57.78	56.18s (0)	28.27s (0)
5 MISSINMEMATE	5	4.8m	1:58.06	56.01s (1)	28.26s (1)
8 SHEZ GRININ	6	7.8m	1:58.28	56.06s (0)	27.95s (0)
10 MAJOR MUCHA	7	9.5m	1:58.41	55.16s (1)	27.91s (2)
1 GOALKICKER	8	9.7m	1:58.43	56.49s (0)	28.38s (0)
9 FEEL LIKE DANCIN	9	12.8m	1:58.66	55.73s (1)	28.06s (1)
6 COPPERFIELD	10	29.1m	1:59.88	56.20s (1)	28.97s (2)

Finish Position and metres gained from 800m



Sectionals  
Powered by



Home of Australian Harness Sectionals

Get your sectionals delivered to your inbox daily

Check out [www.pjdata.com.au](http://www.pjdata.com.au)



The Racing Queensland Board (trading as Racing Queensland) and provider are not responsible for the completeness or accuracy of any of the information contained herein, and makes no representations about its suitability for any purpose.

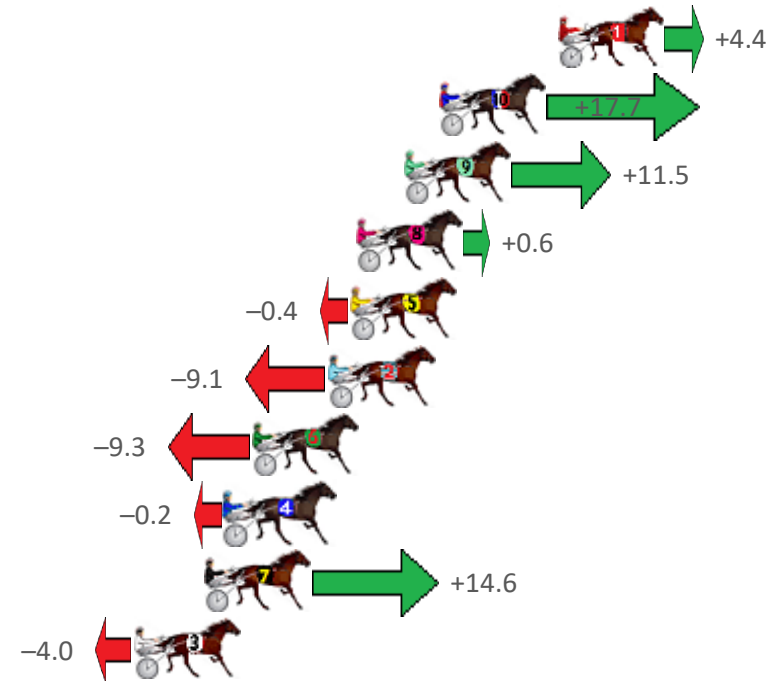
# Albion Park Race 7 Distance 1660m

Friday, 18 September 2020

Gross Time: 2:02.30 MileRate: 1:58.60 LeadTime: 3.50s First Qtr: 28.50s Second Qtr: 32.60s Third Qtr: 28.70s Fourth Qtr: 29.00s

NoHorse	Plc	Margin	Time	800Time (W)	400 Time (W)
1 BROOKESMARTDANCE	1	0.0m	2:02.30	57.38s (0)	28.68s (0)
10 WHERES TASCOTT	2	4.7m	2:02.66	56.43s (1)	28.46s (2)
9 CHANG	3	6.1m	2:02.76	56.88s (1)	28.89s (2)
8 SHESFEELINPRECIOUS	4	8.0m	2:02.91	57.66s (0)	28.94s (0)
5 MODERNDAY FALCON	5	8.2m	2:02.92	57.73s (1)	29.25s (1)
2 OOZINVILLE	6	9.1m	2:02.99	58.35s (0)	29.66s (0)
6 TICK OF THE CLOCK	7	12.1m	2:03.22	58.37s (1)	29.86s (1)
4 CAMPBELL BEST	8	13.2m	2:03.30	57.71s (0)	29.19s (1)
7 ABBEY DIADEMA	9	14.0m	2:03.37	56.65s (1)	28.99s (0)
3 KOOKABURRAPRINCESS	10	16.8m	2:03.58	57.99s (1)	29.97s (2)

Finish Position and metres gained from 800m



Sectionals  
Powered by



Home of Australian Harness Sectionals

Get your sectionals delivered to your inbox daily

Check out [www.pjdata.com.au](http://www.pjdata.com.au)



The Racing Queensland Board (trading as Racing Queensland) and provider are not responsible for the completeness or accuracy of any of the information contained herein, and makes no representations about its suitability for any purpose.

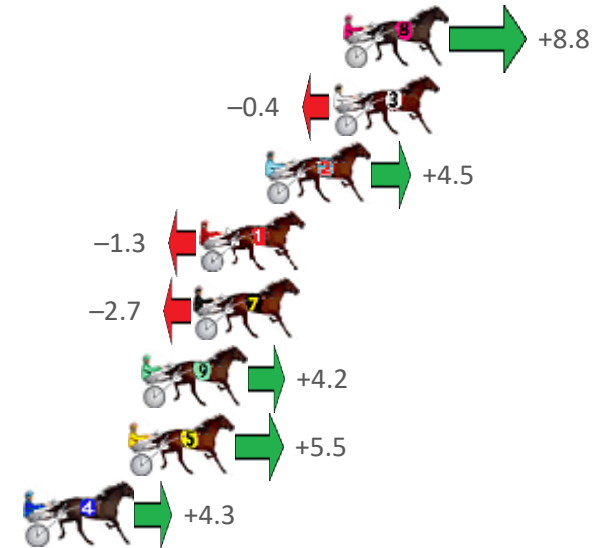
# Albion Park Race 8 Distance 1660m

Friday, 18 September 2020

Gross Time: 2:01.60 MileRate: 1:57.90 LeadTime: 3.60s First Qtr: 29.00s Second Qtr: 31.40s Third Qtr: 29.30s Fourth Qtr: 28.30s

NoHorse	Plc	Margin	Time	800Time (W)	400 Time (W)
8 SONNY ORLANDO	1	0.0m	2:01.60	56.97s (0)	27.65s (0)
3 COUNTRY RUN	2	0.4m	2:01.63	57.63s (0)	28.33s (0)
2 DOOLITTLE DANDY	3	3.1m	2:01.83	57.28s (1)	27.98s (1)
1 LAZY BLAZE	4	5.7m	2:02.02	57.69s (0)	28.39s (0)
7 LIBERAL ARDEN	5	5.9m	2:02.04	57.79s (1)	28.48s (1)
9 SWAFFHAM WATER	6	8.0m	2:02.19	57.30s (1)	28.03s (1)
5 ALWAYS AT NIGHT	7	8.5m	2:02.23	57.21s (0)	27.88s (0)
4 MY ULTIMATE HELL	8	12.5m	2:02.53	57.29s (1)	28.00s (1)

Finish Position and metres gained from 800m



Sectionals  
Powered by



Home of Australian Harness Sectionals

Get your sectionals delivered to your inbox daily

Check out [www.pjdata.com.au](http://www.pjdata.com.au)



The Racing Queensland Board (trading as Racing Queensland) and provider are not responsible for the completeness or accuracy of any of the information contained herein, and makes no representations about its suitability for any purpose.



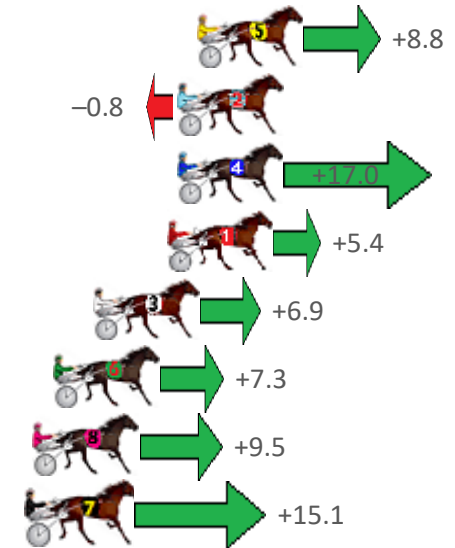
# Albion Park Race 9 Distance 1660m

Friday, 18 September 2020

Gross Time: 1:57.20 MileRate: 1:53.60 LeadTime: 3.50s First Qtr: 27.10s Second Qtr: 29.80s Third Qtr: 28.30s Fourth Qtr: 28.50s

NoHorse	Plc	Margin	Time	800Time (W)	400 Time (W)
5 ULTIMATE AD	1	0.0m	1:57.20	56.18s (1)	28.26s (1)
2 COMPLY OR DIE	2	0.8m	1:57.26	56.86s (0)	28.56s (0)
4 WATTLEBANK FLYER	3	0.8m	1:57.26	55.60s (1)	27.59s (1)
1 MARK DENNIS	4	1.2m	1:57.29	56.42s (0)	28.20s (0)
3 SPRINGFIELD SPIRIT	5	4.1m	1:57.51	56.31s (0)	28.08s (0)
6 INTRANSIT	6	5.7m	1:57.63	56.28s (1)	28.29s (1)
8 HUNTAWAY	7	6.5m	1:57.69	56.13s (0)	27.87s (0)
7 IMA TOP TYCOON	8	6.7m	1:57.70	55.73s (1)	27.71s (1)

## Finish Position and metres gained from 800m



Sectionals  
Powered by



Home of Australian Harness Sectionals

Get your sectionals delivered to your inbox daily

Check out [www.pjdata.com.au](http://www.pjdata.com.au)



The Racing Queensland Board (trading as Racing Queensland) and provider are not responsible for the completeness or accuracy of any of the information contained herein, and makes no representations about its suitability for any purpose.

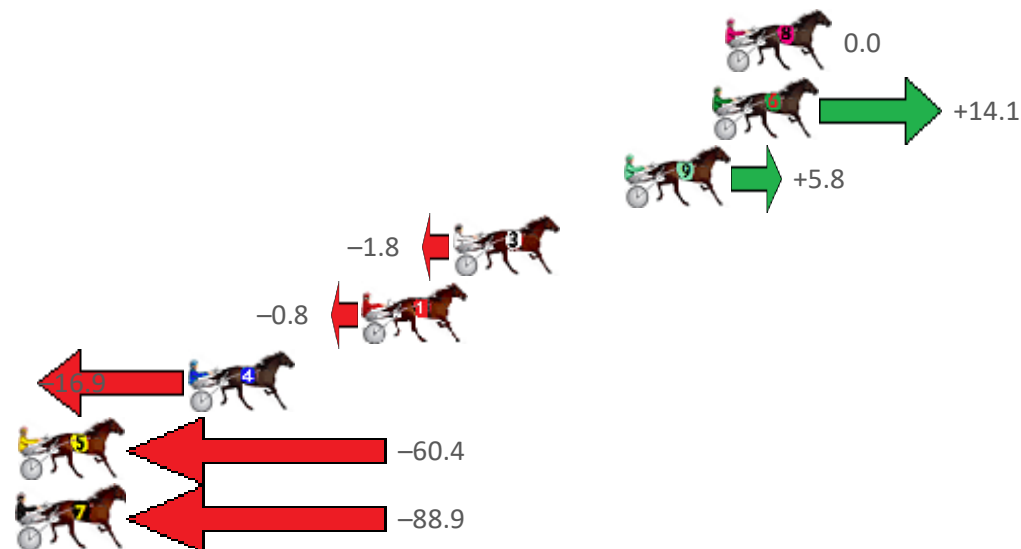
# Albion Park Race 10 Distance 2138m

Friday, 18 September 2020

Gross Time: 2:42.80 MileRate: 2:01.40 LeadTime: 41.70s First Qtr: 31.20s Second Qtr: 30.50s Third Qtr: 29.60s Fourth Qtr: 29.80s

NoHorse	Plc	Margin	Time	800Time (W)	400 Time (W)
8 CLOVER LOU	1	0.0m	2:42.80	59.40s (0)	29.80s (0)
6 ROCKET NOVA	2	0.5m	2:42.84	58.36s (1)	29.21s (2)
9 ROSEHILL MAGIC	3	4.0m	2:43.11	58.97s (1)	29.80s (2)
3 MALABAR SPUR	4	10.8m	2:43.64	59.53s (0)	30.02s (1)
1 CHOCOLATEHANDFUL	5	14.4m	2:43.92	59.46s (0)	29.92s (0)
4 DEFENCE GOT JUMPED	6	21.3m	2:44.46	60.65s (0)	30.98s (0)
5 KYVALLEY TINMAN	7	93.4m	2:50.09	63.86s (0)	32.64s (0)
7 HEDGE YOUR BET	8	93.7m	2:50.12	65.96s (1)	36.47s (1)

Finish Position and metres gained from 800m



Sectionals  
Powered by



Home of Australian Harness Sectionals

Get your sectionals delivered to your inbox daily

Check out [www.pjdata.com.au](http://www.pjdata.com.au)



The Racing Queensland Board (trading as Racing Queensland) and provider are not responsible for the completeness or accuracy of any of the information contained herein, and makes no representations about its suitability for any purpose.