

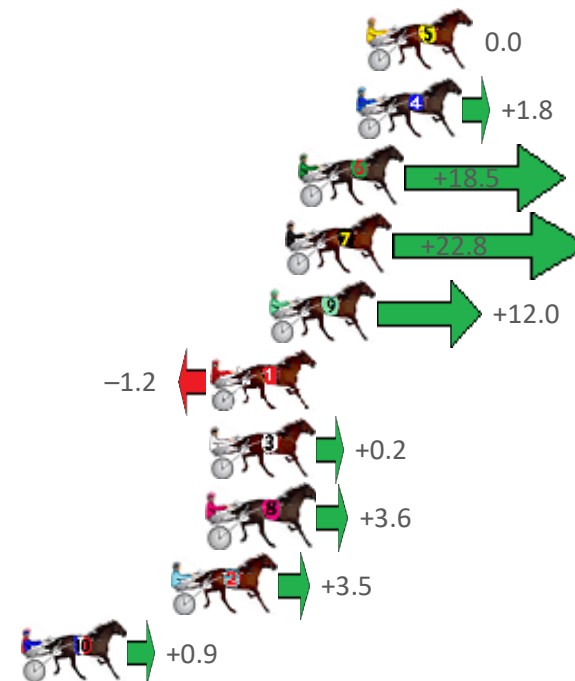
Albion Park Race 1 Distance 2138m

Saturday, 17 October 2020

Gross Time: 2:35.40 MileRate: 1:57.00 LeadTime: 38.10s First Qtr: 30.50s Second Qtr: 30.70s Third Qtr: 28.10s Fourth Qtr: 28.00s

NoHorse	Plc	Margin	Time	800Time (W)	400 Time (W)
5 HANDSOME HERO	1	0.0m	2:35.40	56.10s (0)	28.00s (0)
4 CAUTIVAR	2	0.4m	2:35.43	55.97s (1)	27.96s (1)
6 TACTICAL RESPONSE	3	2.7m	2:35.60	54.81s (2)	27.88s (2)
7 JOHNNY WHITE	4	3.2m	2:35.64	54.51s (2)	27.46s (2)
9 LITTLE CHANGE	5	3.8m	2:35.68	55.26s (1)	27.16s (2)
1 SEA HAWKE	6	6.2m	2:35.86	56.18s (0)	28.03s (0)
3 HEZA BROMAC	7	6.2m	2:35.86	56.09s (1)	28.06s (1)
8 MUCH BETTOR	8	6.2m	2:35.86	55.85s (0)	27.62s (0)
2 JAMES DEAN	9	7.7m	2:35.97	55.86s (1)	27.69s (1)
10 KURAHAUPO GAMBLER	10	13.7m	2:36.41	56.04s (0)	27.77s (0)

Finish Position and metres gained from 800m



Sectionals
Powered by



Home of Australian Harness Sectionals

Get your sectionals delivered to your inbox daily

Check out www.pjdata.com.au



The Racing Queensland Board (trading as Racing Queensland) and provider are not responsible for the completeness or accuracy of any of the information contained herein, and makes no representations about its suitability for any purpose.

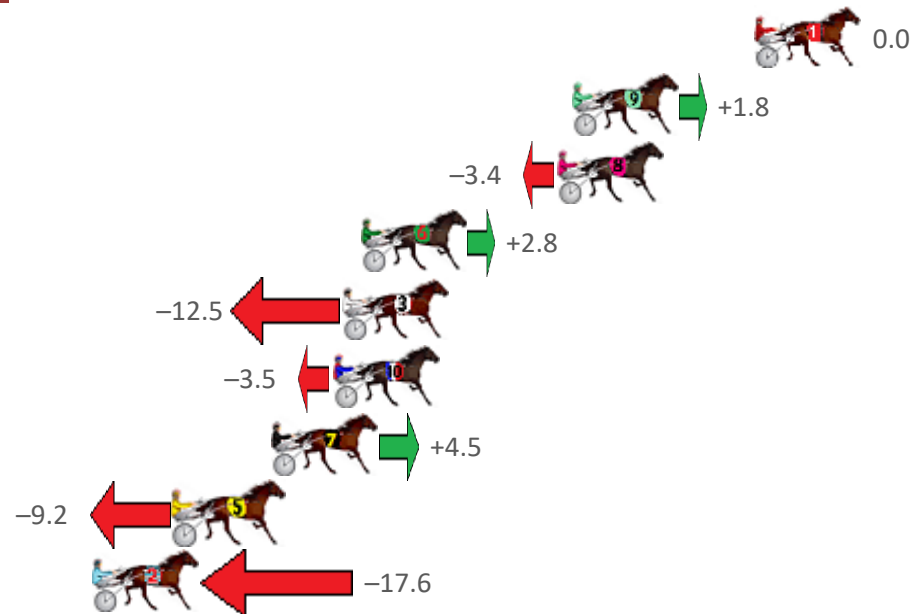
Albion Park Race 2 Distance 1660m

Saturday, 17 October 2020

Gross Time: 1:58.40 MileRate: 1:54.80 LeadTime: 3.50s First Qtr: 28.60s Second Qtr: 30.30s Third Qtr: 28.20s Fourth Qtr: 27.80s

NoHorse	Plc	Margin	Time	800Time (W)	400 Time (W)
1 LUCKY UNLUCKY	1	0.0m	1:58.40	56.00s (0)	27.80s (0)
9 EARL JUJON	2	7.2m	1:58.93	55.87s (0)	27.54s (0)
8 THEARTOFINFUSION	3	7.8m	1:58.97	56.24s (0)	27.97s (0)
6 BLUE MOON RISING	4	15.6m	1:59.54	55.81s (1)	27.50s (1)
3 OYSTER STRIDE	5	16.3m	1:59.59	56.87s (1)	28.53s (1)
10 PACIFIC COIN	6	16.7m	1:59.62	56.24s (0)	27.86s (0)
7 PINUP BOY	7	19.1m	1:59.80	55.69s (1)	27.39s (1)
5 ROCKNROLL DUDE	8	23.0m	2:00.08	56.64s (1)	28.30s (2)
2 COULDNTBETOLD	9	26.2m	2:00.32	57.23s (1)	28.82s (1)

Finish Position and metres gained from 800m



Sectionals
Powered by



Home of Australian Harness Sectionals

Get your sectionals delivered to your inbox daily

Check out www.pjdata.com.au



The Racing Queensland Board (trading as Racing Queensland) and provider are not responsible for the completeness or accuracy of any of the information contained herein, and makes no representations about its suitability for any purpose.

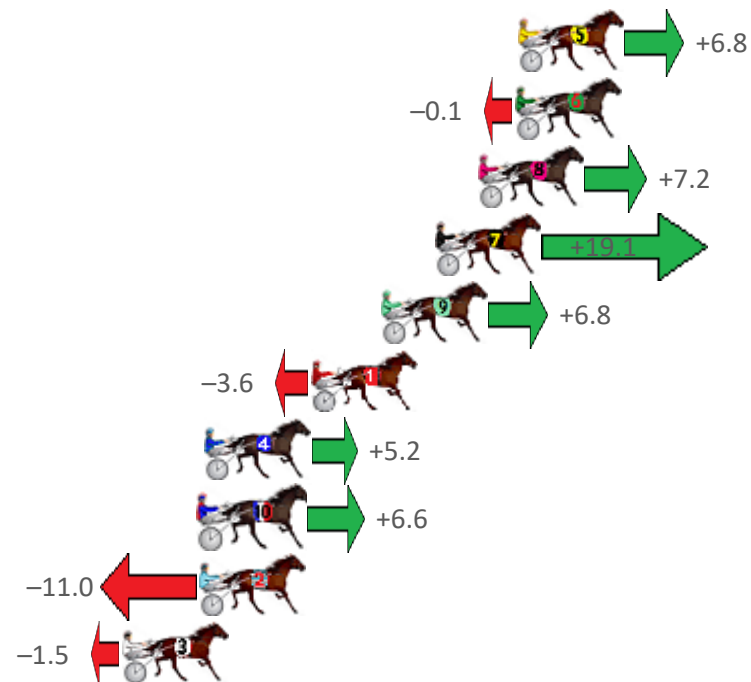
Albion Park Race 3 Distance 1660m

Saturday, 17 October 2020

Gross Time: 1:59.70 MileRate: 1:56.10 LeadTime: 3.40s First Qtr: 26.30s Second Qtr: 30.90s Third Qtr: 29.40s Fourth Qtr: 29.70s

NoHorse	Plc	Margin	Time	800Time (W)	400 Time (W)
5 COMMODORE JUJON	1	0.0m	1:59.70	58.60s (1)	29.18s (1)
6 IDEAL WORLD	2	0.1m	1:59.71	59.11s (0)	29.71s (0)
8 SMITHSTARS LEXUS	3	1.6m	1:59.82	58.57s (0)	29.07s (0)
7 RIVERLEIGH ROCKET	4	3.3m	1:59.96	57.70s (1)	28.38s (1)
9 CONVAIR HUSTLER	5	5.4m	2:00.12	58.60s (1)	29.23s (1)
1 COPPICE	6	8.2m	2:00.34	59.36s (0)	29.88s (0)
4 MY SECRET BEACH	7	12.4m	2:00.67	58.72s (1)	29.39s (1)
10 ROGER THAT	8	12.6m	2:00.68	58.62s (0)	29.05s (0)
2 MISTER HART	9	12.6m	2:00.68	59.91s (1)	30.42s (1)
3 SOMEBEACHSOMEGIFT	10	15.7m	2:00.92	59.21s (0)	29.68s (0)

Finish Position and metres gained from 800m



Sectionals
Powered by



Home of Australian Harness Sectionals

Get your sectionals delivered to your inbox daily

Check out www.pjdata.com.au



The Racing Queensland Board (trading as Racing Queensland) and provider are not responsible for the completeness or accuracy of any of the information contained herein, and makes no representations about its suitability for any purpose.

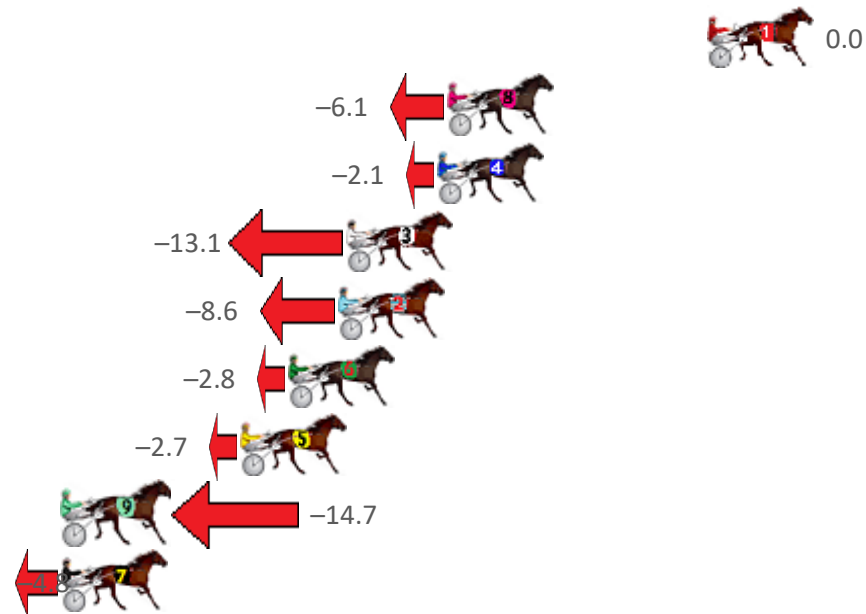
Albion Park Race 4 Distance 2138m

Saturday, 17 October 2020

Gross Time: 2:35.60 MileRate: 1:57.10 LeadTime: 39.10s First Qtr: 30.10s Second Qtr: 30.40s Third Qtr: 28.50s Fourth Qtr: 27.50s

NoHorse	Plc	Margin	Time	800Time (W)	400 Time (W)
1 SMART AS CAMM BE	1	0.0m	2:35.60	56.00s (0)	27.50s (0)
8 ELMS CREEK	2	10.3m	2:36.35	56.42s (0)	27.90s (0)
4 SPECIAL RESERVE	3	10.7m	2:36.37	56.15s (0)	27.63s (0)
3 STOMPEN	4	14.3m	2:36.63	56.91s (1)	28.26s (1)
2 JONAH JONES	5	14.6m	2:36.66	56.60s (1)	27.95s (1)
6 COURAGEOUS SAINT	6	16.6m	2:36.80	56.19s (0)	27.69s (0)
5 SAM IS PERFECTION	7	18.5m	2:36.94	56.19s (1)	27.92s (1)
9 SQUIRE	8	25.5m	2:37.45	57.02s (1)	28.66s (2)
7 HURRICANE ROY	9	25.6m	2:37.45	56.33s (1)	28.36s (2)

Finish Position and metres gained from 800m



Sectionals
Powered by



Home of Australian Harness Sectionals

Get your sectionals delivered to your inbox daily

Check out www.pjdata.com.au



The Racing Queensland Board (trading as Racing Queensland) and provider are not responsible for the completeness or accuracy of any of the information contained herein, and makes no representations about its suitability for any purpose.

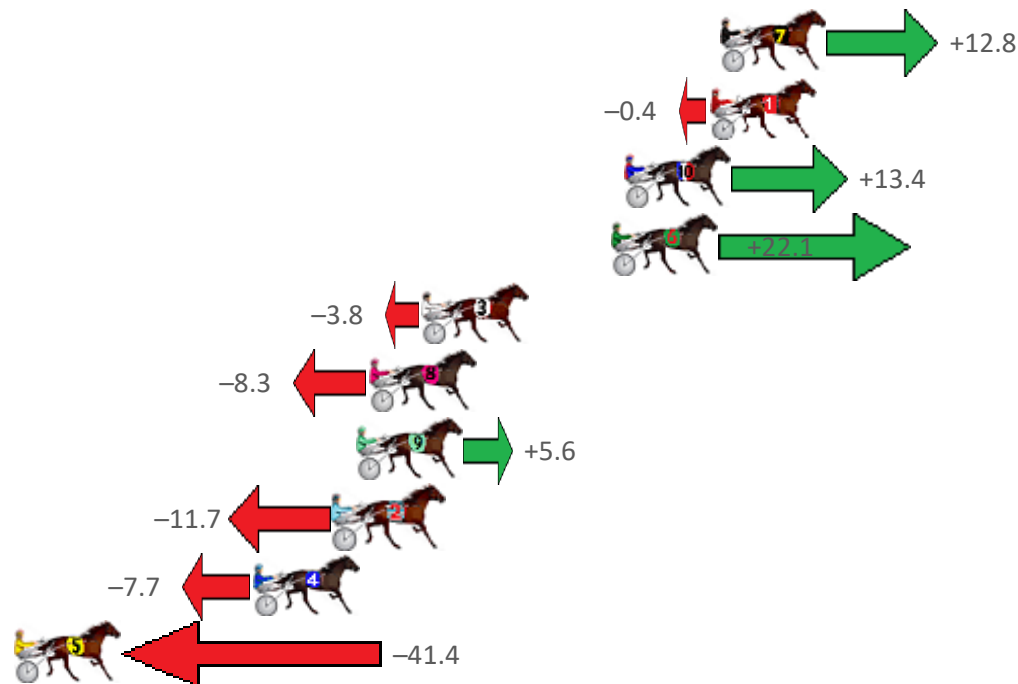
Albion Park Race 5 Distance 1660m

Saturday, 17 October 2020

Gross Time: 1:59.20 MileRate: 1:55.50 LeadTime: 3.60s First Qtr: 27.50s Second Qtr: 29.30s Third Qtr: 28.70s Fourth Qtr: 30.10s

NoHorse	Plc	Margin	Time	800Time (W)	400 Time (W)
7 FEEL LIKE DANCIN	1	0.0m	1:59.20	57.86s (1)	28.90s (2)
1 LOOKING FABULOUS	2	0.4m	1:59.23	58.83s (0)	30.13s (0)
10 RNR WINDERMERE	3	3.8m	1:59.50	57.82s (1)	28.87s (2)
6 DAPPER BESSIE	4	4.3m	1:59.54	57.18s (1)	29.03s (1)
3 MACH TORQUE	5	11.8m	2:00.13	59.08s (1)	30.17s (2)
8 TAJIE BABY	6	13.9m	2:00.30	59.41s (0)	30.39s (0)
9 MOLLYS SECRET	7	14.4m	2:00.34	58.39s (0)	29.55s (0)
2 KOTARE ELITE	8	15.3m	2:00.41	59.66s (1)	30.48s (1)
4 LUCKY LYLA	9	18.5m	2:00.66	59.36s (0)	30.38s (0)
5 WICKED AZZ	10	63.2m	2:04.18	61.83s (1)	33.00s (1)

Finish Position and metres gained from 800m



Sectionals
Powered by



Home of Australian Harness Sectionals

Get your sectionals delivered to your inbox daily

Check out www.pjdata.com.au




The Racing Queensland Board (trading as Racing Queensland) and provider are not responsible for the completeness or accuracy of any of the information contained herein, and makes no representations about its suitability for any purpose.

Albion Park Race 6 Distance 2138m

Saturday, 17 October 2020

Gross Time: 2:37.30 MileRate: 1:58.40 LeadTime: 38.70s First Qtr: 31.10s Second Qtr: 30.70s Third Qtr: 28.10s Fourth Qtr: 28.70s

NoHorse	Plc	Margin	Time	800Time (W)	400 Time (W)
7 LENNY THE LEGEND	1	0.0m	2:37.30	56.67s (1)	28.70s (1)
3 HAVANA MOON	2	2.9m	2:37.52	56.14s (1)	27.97s (1)
8 JUMPING JOLT	3	4.2m	2:37.62	55.90s (1)	27.69s (1)
4 CLARKEY	4	6.7m	2:37.80	55.75s (1)	27.55s (1)
10 SABRAGE	5	8.9m	2:37.97	56.26s (0)	27.71s (0)
5 COLONEL JOY	6	9.1m	2:37.99	56.95s (1)	28.85s (0)
2 FLAMING HERO	7	10.4m	2:38.08	57.53s (0)	29.37s (0)
9 OUTLAW FELLA	8	13.0m	2:38.28	56.90s (0)	28.30s (0)
1 CORPORAL LUNA	9	15.2m	2:38.45	57.42s (0)	28.79s (0)



Sectionals
Powered by



Home of Australian Harness Sectionals

Get your sectionals delivered to your inbox daily

Check out www.pjdata.com.au



The Racing Queensland Board (trading as Racing Queensland) and provider are not responsible for the completeness or accuracy of any of the information contained herein, and makes no representations about its suitability for any purpose.

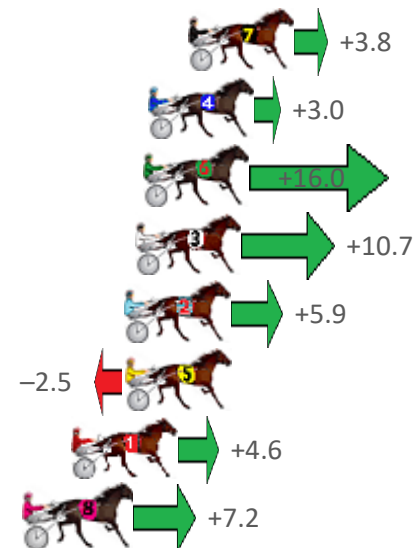
Albion Park Race 7 Distance 1660m

Saturday, 17 October 2020

Gross Time: 1:58.00 MileRate: 1:54.40 LeadTime: 3.40s First Qtr: 28.30s Second Qtr: 30.40s Third Qtr: 28.40s Fourth Qtr: 27.50s

NoHorse	Plc	Margin	Time	800Time (W)	400 Time (W)
7 COLT THIRTY ONE	1	0.0m	1:58.00	55.64s (1)	27.36s (1)
4 JUSTALITTLE TORQUE	2	1.6m	1:58.12	55.69s (0)	27.27s (0)
6 NORTHVIEW HUSTLER	3	1.8m	1:58.13	54.79s (1)	26.37s (1)
3 LILAC FLASH	4	2.1m	1:58.15	55.16s (1)	26.75s (1)
2 WATCH PULP FICTION	5	2.5m	1:58.18	55.49s (1)	27.19s (1)
5 MAYWYNS BEST	5	2.5m	1:58.18	56.07s (0)	27.67s (0)
1 ROCK WITH SAM	7	4.6m	1:58.33	55.58s (0)	27.12s (0)
8 FAME ASSURED	8	6.4m	1:58.46	55.40s (0)	26.93s (0)

Finish Position and metres gained from 800m



Sectionals
Powered by



Home of Australian Harness Sectionals

Get your sectionals delivered to your inbox daily

Check out www.pjdata.com.au



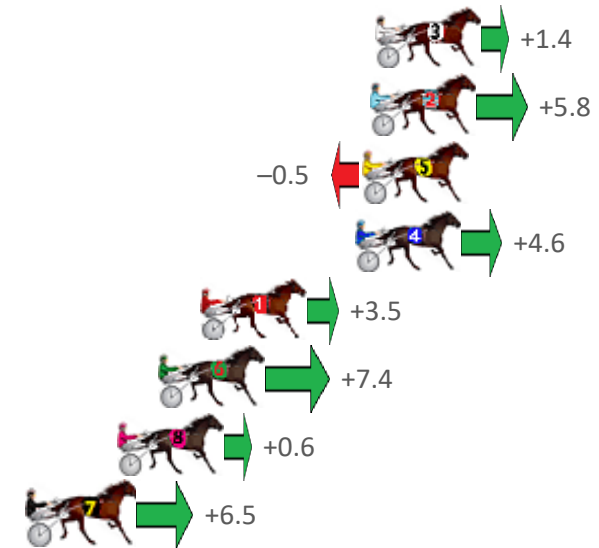
Albion Park Race 8 Distance 2138m

Saturday, 17 October 2020

Gross Time: 2:37.10 MileRate: 1:58.30 LeadTime: 39.20s First Qtr: 31.10s Second Qtr: 30.50s Third Qtr: 28.50s Fourth Qtr: 27.80s

NoHorse	Plc	Margin	Time	800Time (W)	400 Time (W)
3 JERADAS DELIGHT	1	0.0m	2:37.10	56.20s (1)	27.69s (1)
2 HUNZA VALLEY	2	0.2m	2:37.11	55.89s (1)	27.34s (1)
5 WITH THE BAND	3	0.5m	2:37.14	56.33s (0)	27.83s (0)
4 TUAPEKA LIGHT	4	0.8m	2:37.16	55.98s (0)	27.48s (0)
1 GINATIANO	5	6.9m	2:37.60	56.06s (0)	27.61s (0)
6 SAINT KILDA BEACH	6	8.6m	2:37.73	55.78s (1)	27.19s (1)
8 GODDESS JUJON	7	10.2m	2:37.85	56.26s (1)	27.65s (1)
7 BRIDGET BLUE CHIP	8	13.7m	2:38.10	55.85s (1)	27.54s (2)

Finish Position and metres gained from 800m



Sectionals
Powered by



Home of Australian Harness Sectionals

Get your sectionals delivered to your inbox daily

Check out www.pjdata.com.au



The Racing Queensland Board (trading as Racing Queensland) and provider are not responsible for the completeness or accuracy of any of the information contained herein, and makes no representations about its suitability for any purpose.

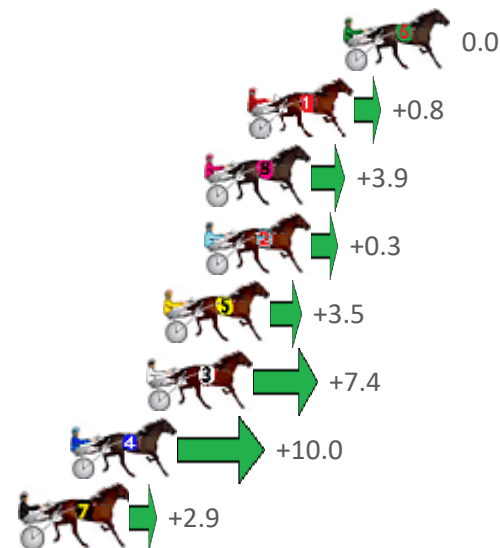
Albion Park Race 9 Distance 1660m

Saturday, 17 October 2020

Gross Time: 1:58.40 MileRate: 1:54.80 LeadTime: 3.40s First Qtr: 28.40s Second Qtr: 30.00s Third Qtr: 28.60s Fourth Qtr: 28.00s

NoHorse	Plc	Margin	Time	800Time (W)	400 Time (W)
6 DOUBLEDELIGHTBRIGA	1	0.0m	1:58.40	56.60s (0)	28.00s (0)
1 DREAM TO SHARE	2	3.8m	1:58.68	56.54s (0)	27.92s (0)
8 RUBIES FOR TASH	3	5.5m	1:58.80	56.33s (0)	27.69s (0)
2 SIR JULIAN	4	5.5m	1:58.80	56.58s (1)	28.13s (1)
5 FEELINGFORARAINBOW	5	7.1m	1:58.92	56.35s (1)	27.90s (1)
3 SPARKLING CULLECT	6	7.8m	1:58.97	56.08s (0)	27.48s (0)
4 BEE GEES BANDIT	7	10.8m	1:59.19	55.90s (0)	27.47s (1)
7 EH EF EL	8	12.7m	1:59.33	56.40s (1)	27.91s (1)

Finish Position and metres gained from 800m



Sectionals
Powered by



Home of Australian Harness Sectionals

Get your sectionals delivered to your inbox daily

Check out www.pjdata.com.au



The Racing Queensland Board (trading as Racing Queensland) and provider are not responsible for the completeness or accuracy of any of the information contained herein, and makes no representations about its suitability for any purpose.

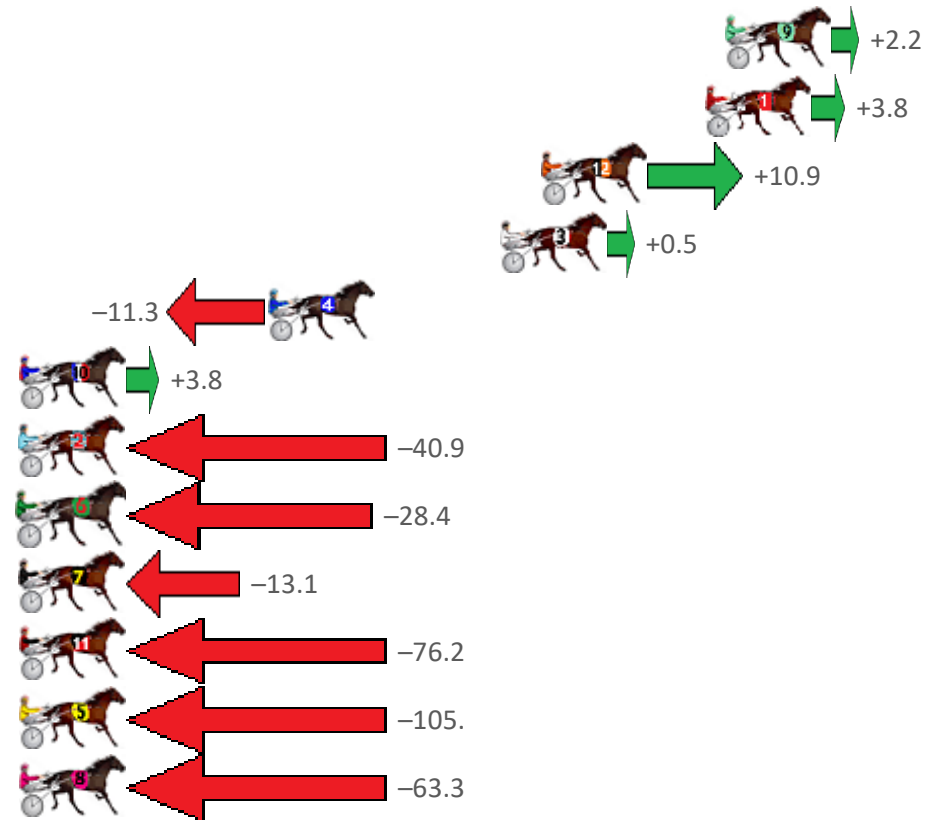
Albion Park Race 10 Distance 2647m

Saturday, 17 October 2020

Gross Time: 3:21.90 MileRate: 2:02.30 LeadTime: 79.80s First Qtr: 30.20s Second Qtr: 30.50s Third Qtr: 30.60s Fourth Qtr: 30.80s

No	Horse	Plc	Margin	Time	800Time (W)	400 Time (W)
9	GEE UP NEDDY	1	0.0m	3:21.90	61.23s (1)	30.80s (0)
1	JEDDY R YA READY	2	0.8m	3:21.96	61.11s (0)	30.45s (0)
12	OUR OVERANOVA	3	7.3m	3:22.49	60.57s (2)	30.82s (1)
3	GODOFTHUNDER	4	8.9m	3:22.62	61.36s (0)	30.56s (1)
4	MAJESTIC SIMON	5	18.1m	3:23.36	62.26s (1)	32.02s (1)
10	NORTHERN MUSCLE	6	37.2m	3:24.90	61.11s (0)	30.97s (1)
2	MATATOKI	7	40.9m	3:25.20	64.52s (0)	32.77s (0)
6	IM THE COMMANDO	8	42.4m	3:25.32	63.57s (0)	32.94s (2)
7	SIR FAHRENHEIT	9	59.1m	3:26.66	62.40s (0)	32.26s (0)
11	GREG THE GREAT	10	91.2m	3:29.25	67.22s (1)	35.33s (0)
5	IL PIRATA	11	141.2m	3:33.28	69.43s (0)	37.02s (0)
8	CASTLEREAGH	12	163.3m	3:35.06	66.23s (0)	33.35s (0)

Finish Position and metres gained from 800m



Sectionals
Powered by



Home of Australian Harness Sectionals

Get your sectionals delivered to your inbox daily

Check out www.pjdata.com.au



The Racing Queensland Board (trading as Racing Queensland) and provider are not responsible for the completeness or accuracy of any of the information contained herein, and makes no representations about its suitability for any purpose.