

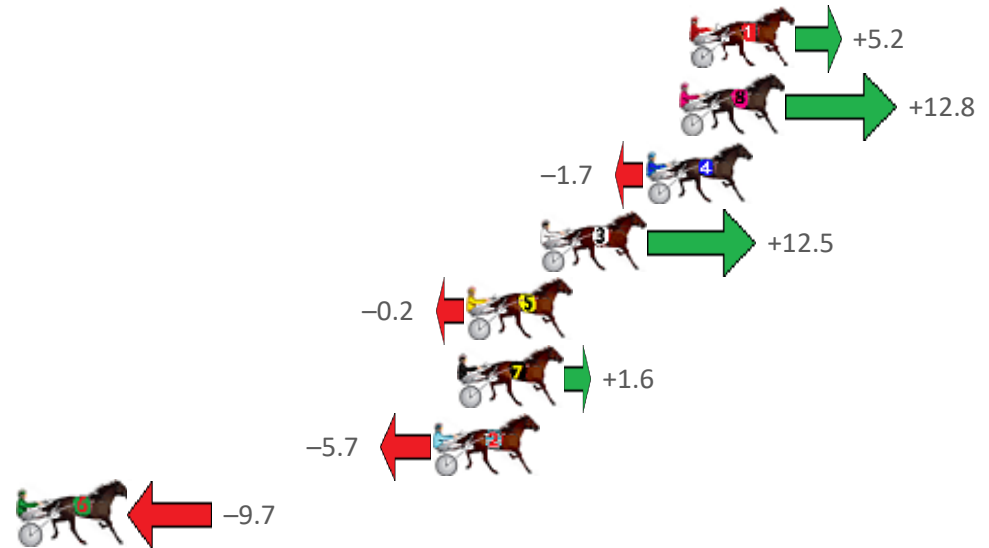
Redcliffe Race 1 Distance 1780m

Sunday, 18 October 2020

Gross Time: 2:11.30 MileRate: 1:58.70 LeadTime: 11.20s First Qtr: 30.40s Second Qtr: 30.70s Third Qtr: 28.60s Fourth Qtr: 30.40s

NoHorse	Plc	Margin	Time	800Time (W)	400 Time (W)
1 IFOUNDTHEBEACH	1	0.0m	2:11.30	58.62s (0)	30.05s (0)
8 HIGH ON MONTANA	2	0.4m	2:11.33	58.06s (1)	29.58s (2)
4 RUNFORTHEROSES	3	1.7m	2:11.44	59.12s (0)	30.53s (0)
3 PRINCE JOY	4	5.9m	2:11.77	58.08s (1)	29.64s (2)
5 HUNTAWAY	5	8.8m	2:12.00	59.01s (1)	30.55s (2)
7 GRIZZLY MONTANA	6	9.2m	2:12.03	58.88s (0)	30.35s (0)
2 TAYLOR HOOD	7	10.1m	2:12.10	59.42s (1)	30.76s (1)
6 ITSMEGS	8	26.5m	2:13.41	59.71s (0)	30.95s (0)

Finish Position and metres gained from 800m



Sectionals
Powered by



Home of Australian Harness Sectionals

Get your sectionals delivered to your inbox daily

Check out www.pjdata.com.au



The Racing Queensland Board (trading as Racing Queensland) and provider are not responsible for the completeness or accuracy of any of the information contained herein, and makes no representations about its suitability for any purpose.

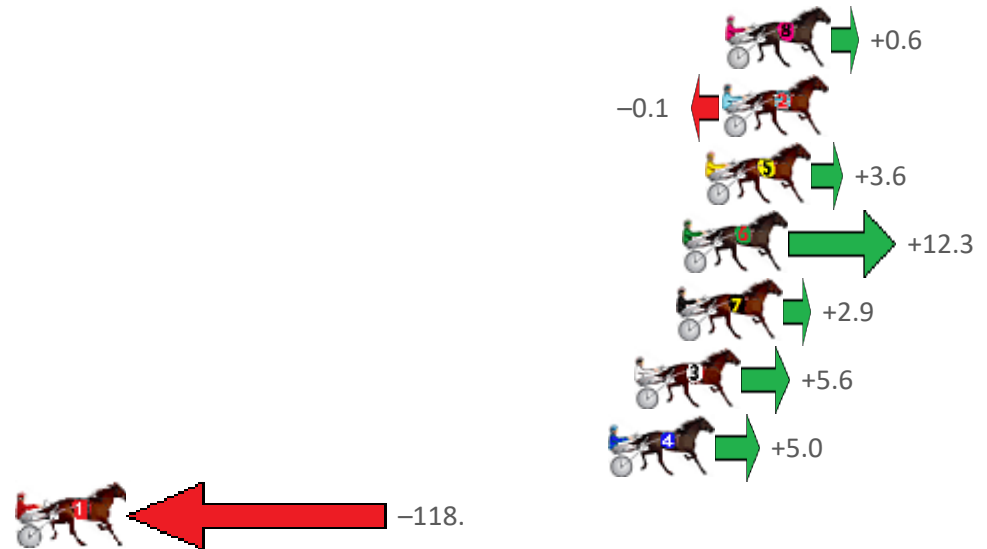
Redcliffe Race 2 Distance 1780m

Sunday, 18 October 2020

Gross Time: 2:16.50 MileRate: 2:03.40 LeadTime: 11.40s First Qtr: 33.00s Second Qtr: 33.40s Third Qtr: 29.90s Fourth Qtr: 28.80s

NoHorse	Plc	Margin	Time	800Time (W)	400 Time (W)
8 ARTISTIC SAINT	1	0.0m	2:16.50	58.66s (1)	28.71s (1)
2 MAJOR LUCKY	2	0.1m	2:16.51	58.71s (0)	28.81s (0)
5 MUCHO GUAPA	3	0.8m	2:16.56	58.44s (0)	28.51s (0)
6 MONTANA EXPRESS	4	1.7m	2:16.63	57.80s (1)	28.09s (2)
7 ROCKNTINGIRA	5	1.9m	2:16.64	58.49s (1)	28.52s (1)
3 STONE CRACKER	6	3.6m	2:16.77	58.29s (1)	28.59s (2)
4 COBBLER LANE	7	4.6m	2:16.85	58.34s (0)	28.46s (0)
1 LEFTHOOKRIGHTCROSS	8	132.9m	2:26.55	67.32s (0)	34.74s (0)

Finish Position and metres gained from 800m



Sectionals
Powered by



Home of Australian Harness Sectionals

Get your sectionals delivered to your inbox daily

Check out www.pjdata.com.au



The Racing Queensland Board (trading as Racing Queensland) and provider are not responsible for the completeness or accuracy of any of the information contained herein, and makes no representations about its suitability for any purpose.

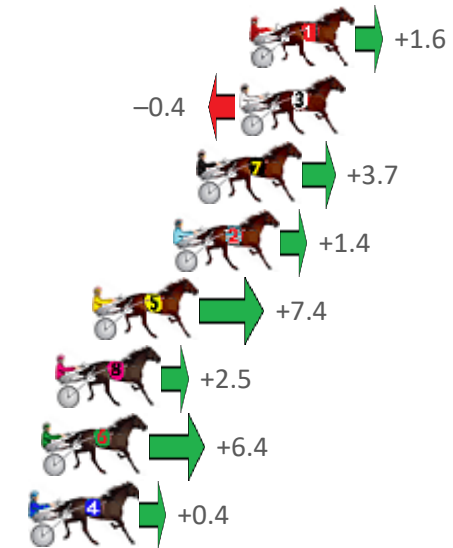
Redcliffe Race 3 Distance 1780m

Sunday, 18 October 2020

Gross Time: 2:13.20 MileRate: 2:00.40 LeadTime: 11.60s First Qtr: 31.30s Second Qtr: 32.10s Third Qtr: 28.80s Fourth Qtr: 29.40s

NoHorse	Plc	Margin	Time	800Time (W)	400 Time (W)
1 MONTANA LAD	1	0.0m	2:13.20	58.08s (0)	29.40s (0)
3 UNDERTHEKILT	2	0.4m	2:13.23	58.23s (1)	29.37s (1)
7 BUKTHSYSTEM	3	2.1m	2:13.36	57.93s (0)	29.20s (0)
2 COURAGEOUS LEO	4	3.0m	2:13.43	58.10s (1)	29.25s (1)
5 MISTERRIODEJANEIRO	5	6.2m	2:13.68	57.66s (1)	28.90s (2)
8 HIT THE TRACK	6	7.7m	2:13.79	58.02s (0)	29.28s (0)
6 MAFFIOSO GIRL	7	8.2m	2:13.83	57.74s (0)	28.95s (0)
4 SIXPENNY RED	8	8.6m	2:13.86	58.17s (1)	29.56s (2)

Finish Position and metres gained from 800m



Sectionals
Powered by



Home of Australian Harness Sectionals

Get your sectionals delivered to your inbox daily

Check out www.pjdata.com.au



The Racing Queensland Board (trading as Racing Queensland) and provider are not responsible for the completeness or accuracy of any of the information contained herein, and makes no representations about its suitability for any purpose.

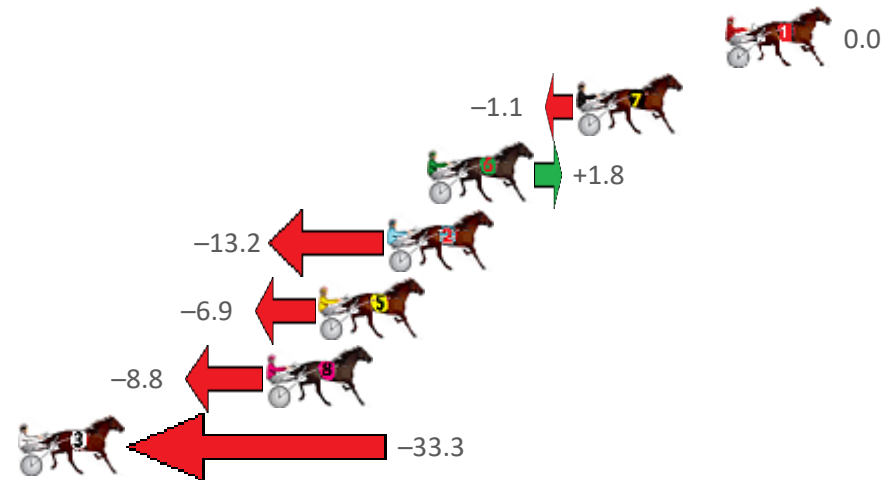
Redcliffe Race 4 Distance 2040m

Sunday, 18 October 2020

Gross Time: 2:31.50 MileRate: 1:59.50 LeadTime: 31.60s First Qtr: 30.80s Second Qtr: 30.90s Third Qtr: 28.60s Fourth Qtr: 29.60s

NoHorse	Plc	Margin	Time	800Time (W)	400 Time (W)
1 KINGOFTHESTARS	1	0.0m	2:31.50	58.20s (0)	29.60s (0)
7 LA SAFRON	2	5.9m	2:31.96	58.28s (0)	29.68s (0)
6 ADRENALINE RUSH	3	11.8m	2:32.42	58.07s (1)	29.84s (2)
2 INNER LIGHT	4	13.4m	2:32.54	59.15s (1)	30.48s (1)
5 GOTTA MOMENT	5	16.1m	2:32.75	58.70s (1)	30.49s (2)
8 ITS ALLABOUT ALICE	6	18.2m	2:32.91	58.84s (0)	30.17s (0)
3 TAXI METER	7	38.1m	2:34.46	60.61s (1)	31.90s (1)

Finish Position and metres gained from 800m



Sectionals
Powered by



Home of Australian Harness Sectionals

Get your sectionals delivered to your inbox daily

Check out www.pjdata.com.au



The Racing Queensland Board (trading as Racing Queensland) and provider are not responsible for the completeness or accuracy of any of the information contained herein, and makes no representations about its suitability for any purpose.

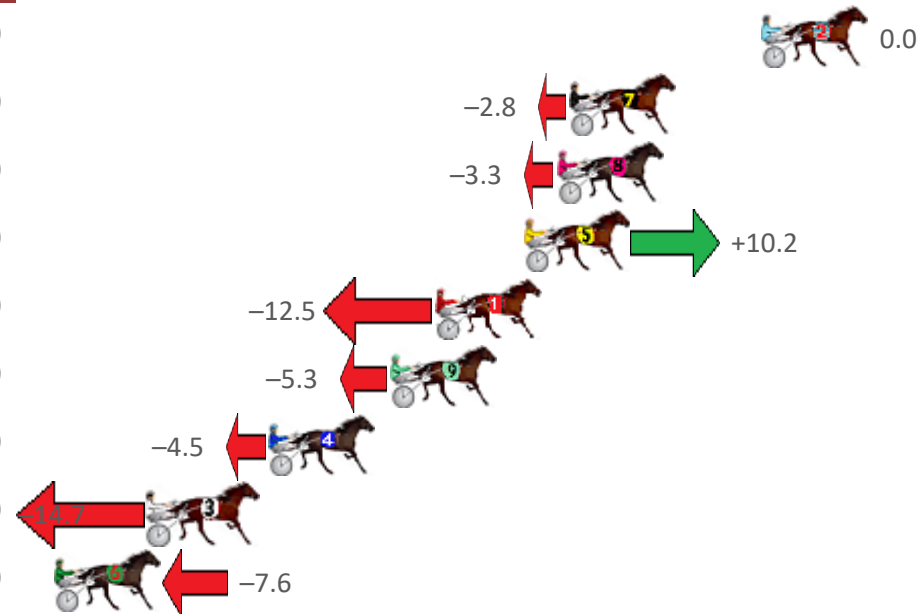
Redcliffe Race 5 Distance 1780m

Sunday, 18 October 2020

Gross Time: 2:11.60 MileRate: 1:59.00 LeadTime: 11.40s First Qtr: 30.00s Second Qtr: 31.00s Third Qtr: 28.80s Fourth Qtr: 30.40s

NoHorse	Plc	Margin	Time	800Time (W)	400 Time (W)
2 ALL GOOD WALLY	1	0.0m	2:11.60	59.20s (1)	30.40s (1)
7 KETTERING GIRL	2	7.6m	2:12.20	59.41s (0)	30.57s (0)
8 CAPTAIN THUNDERBOL	3	8.1m	2:12.24	59.44s (1)	30.62s (1)
5 WARNER	4	9.4m	2:12.35	58.45s (1)	29.73s (0)
1 RAFFERTY DELIGHTS	5	12.9m	2:12.63	60.12s (0)	31.33s (0)
9 DONT CALL ME	6	14.7m	2:12.77	59.59s (0)	30.76s (0)
4 EULO FLYER	7	19.5m	2:13.15	59.53s (1)	30.74s (1)
3 APACHE WIND	8	24.3m	2:13.53	60.28s (1)	31.42s (1)
6 PILOT PETE	9	31.6m	2:14.11	59.76s (1)	31.40s (2)

Finish Position and metres gained from 800m



Sectionals
Powered by



Home of Australian Harness Sectionals

Get your sectionals delivered to your inbox daily

Check out www.pjdata.com.au



The Racing Queensland Board (trading as Racing Queensland) and provider are not responsible for the completeness or accuracy of any of the information contained herein, and makes no representations about its suitability for any purpose.

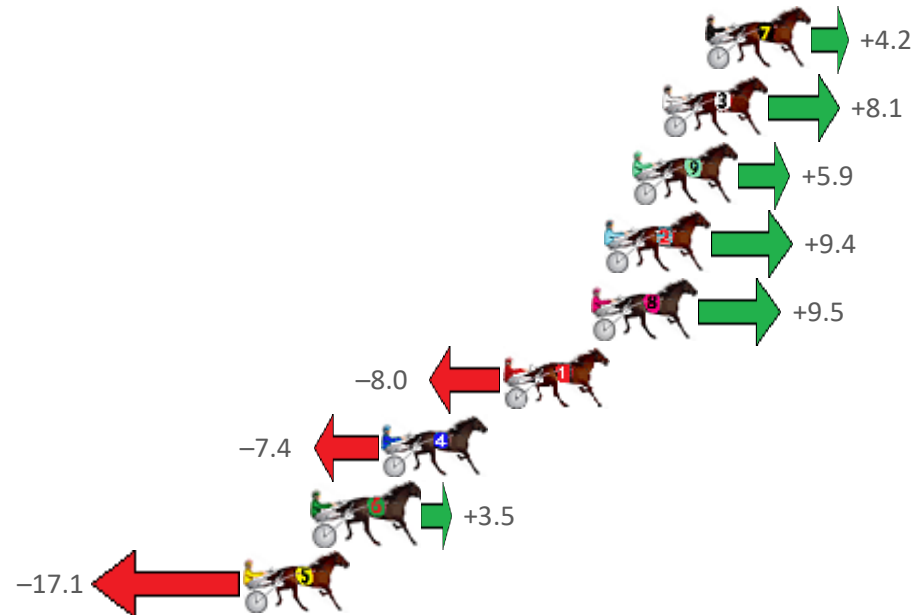
Redcliffe Race 6 Distance 1780m

Sunday, 18 October 2020

Gross Time: 2:14.30 MileRate: 2:01.40 LeadTime: 11.30s First Qtr: 31.00s Second Qtr: 31.60s Third Qtr: 30.30s Fourth Qtr: 30.10s

No	Horse	Plc	Margin	Time	800Time (W)	400 Time (W)
7	CHUMP CHOP	1	0.0m	2:14.30	60.08s (0)	29.76s (0)
3	WATYOUSEEISWATUGE	2	1.7m	2:14.43	59.79s (1)	29.49s (2)
9	WHATELEY	3	2.9m	2:14.53	59.96s (0)	29.58s (0)
2	CANNAN	4	4.0m	2:14.62	59.69s (0)	29.44s (1)
8	MISTER DECORUM	5	4.5m	2:14.65	59.69s (1)	29.34s (2)
1	TURN TURN FLYER	6	8.0m	2:14.93	61.00s (0)	30.70s (0)
4	COUNTRY RUN	7	12.8m	2:15.31	60.96s (1)	30.52s (1)
6	BUSTABALLOON	8	15.5m	2:15.52	60.14s (0)	29.61s (0)
5	ARCHILLES	9	18.3m	2:15.74	61.68s (1)	31.24s (1)

Finish Position and metres gained from 800m



Sectionals
Powered by



Home of Australian Harness Sectionals

Get your sectionals delivered to your inbox daily

Check out www.pjdata.com.au



The Racing Queensland Board (trading as Racing Queensland) and provider are not responsible for the completeness or accuracy of any of the information contained herein, and makes no representations about its suitability for any purpose.

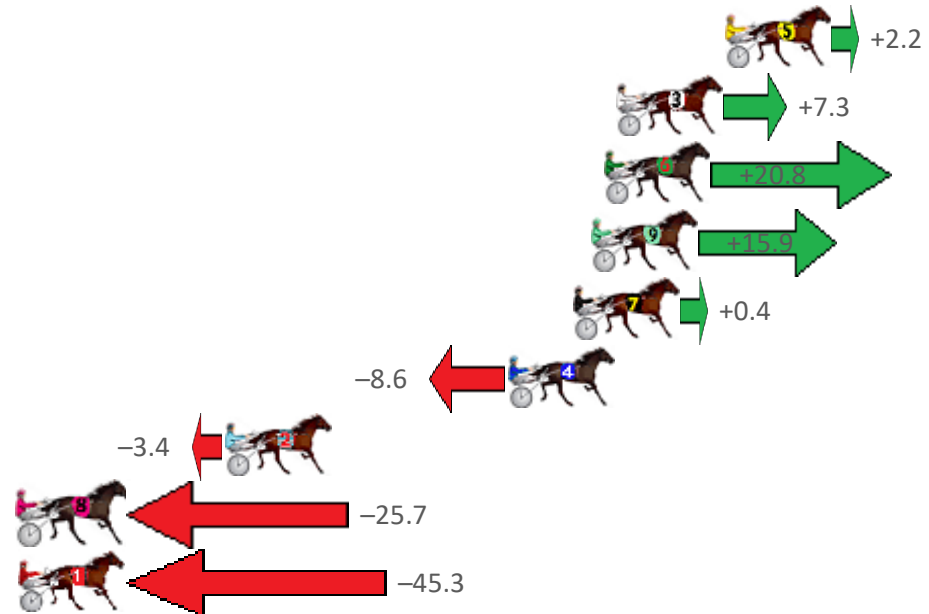
Redcliffe Race 7 Distance 1780m

Sunday, 18 October 2020

Gross Time: 2:15.90 MileRate: 2:02.90 LeadTime: 11.80s First Qtr: 32.50s Second Qtr: 31.60s Third Qtr: 29.40s Fourth Qtr: 30.60s

NoHorse	Plc	Margin	Time	800Time (W)	400 Time (W)
5 ALWAYS AT NIGHT	1	0.0m	2:15.90	59.84s (1)	30.39s (1)
3 THANKHEAVNFORGIRLS	2	4.3m	2:16.24	59.46s (1)	30.12s (1)
6 SHEZALUCKYLADY	3	4.8m	2:16.28	58.45s (1)	29.84s (2)
9 HARRY CROFT	4	5.3m	2:16.32	58.81s (1)	30.21s (2)
7 WRITEABOUTCHELSEA	5	6.0m	2:16.38	59.97s (1)	30.57s (2)
4 SHEZ GOT BLING	6	8.6m	2:16.59	60.64s (0)	31.25s (0)
2 PRIVATE JUJON	7	19.8m	2:17.49	60.25s (1)	30.93s (1)
8 BUTCHERS SPECIAL	8	36.5m	2:18.82	61.92s (0)	32.45s (0)
1 MERRYWOOD PEARL	9	49.7m	2:19.88	63.38s (0)	33.85s (0)

Finish Position and metres gained from 800m



Sectionals
Powered by



Home of Australian Harness Sectionals

Get your sectionals delivered to your inbox daily

Check out www.pjdata.com.au



The Racing Queensland Board (trading as Racing Queensland) and provider are not responsible for the completeness or accuracy of any of the information contained herein, and makes no representations about its suitability for any purpose.

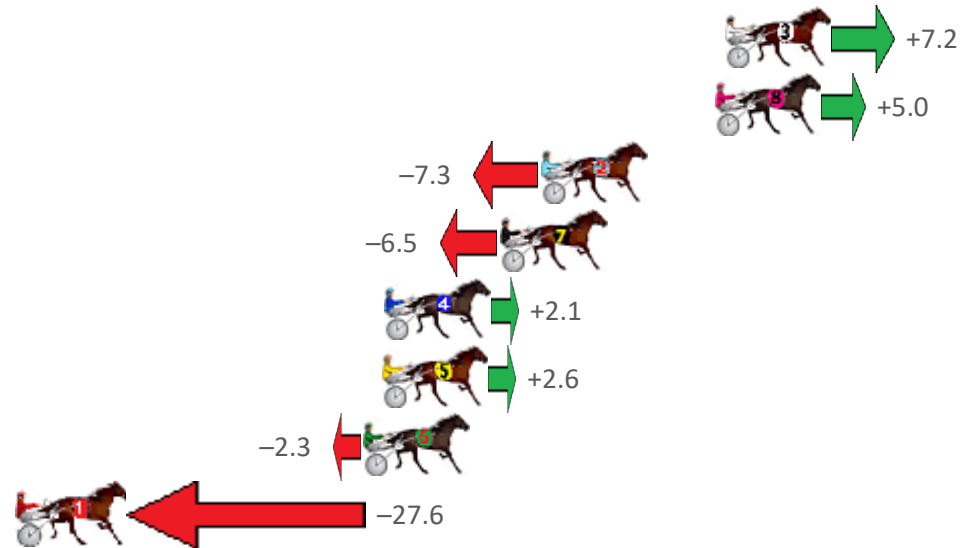
Redcliffe Race 8 Distance 1780m

Sunday, 18 October 2020

Gross Time: 2:15.20 MileRate: 2:02.20 LeadTime: 11.50s First Qtr: 30.60s Second Qtr: 31.60s Third Qtr: 29.80s Fourth Qtr: 31.70s

NoHorse	Plc	Margin	Time	800Time (W)	400 Time (W)
3 POSER	1	0.0m	2:15.20	60.95s (1)	31.13s (1)
8 SCHOOPY	2	0.4m	2:15.23	61.12s (0)	31.35s (0)
2 ITS YOU NOT ME	3	7.3m	2:15.80	62.06s (0)	32.28s (0)
7 WHATA REACTOR	4	8.9m	2:15.94	62.00s (1)	32.18s (1)
4 ROLLON TWICE	5	13.5m	2:16.32	61.34s (0)	31.47s (1)
5 CHEYENNE AUTUMN	6	13.6m	2:16.33	61.30s (1)	31.90s (2)
6 THE LAST STARFIRE	7	14.3m	2:16.38	61.68s (1)	31.99s (0)
1 MOLLIGUANNA	8	38.6m	2:18.40	63.61s (0)	33.29s (0)

Finish Position and metres gained from 800m



Sectionals
Powered by



Home of Australian Harness Sectionals

Get your sectionals delivered to your inbox daily

Check out www.pjdata.com.au



The Racing Queensland Board (trading as Racing Queensland) and provider are not responsible for the completeness or accuracy of any of the information contained herein, and makes no representations about its suitability for any purpose.

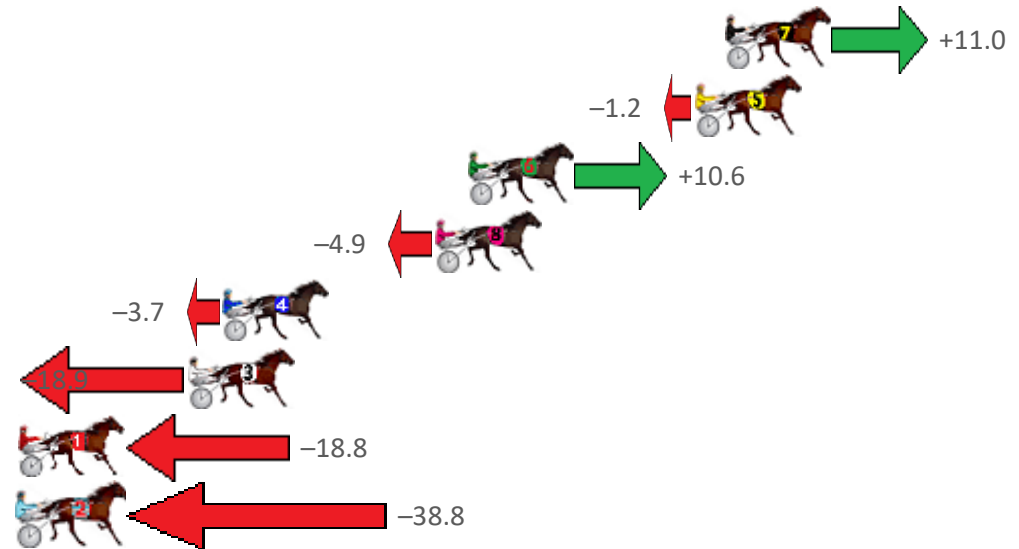
Redcliffe Race 9 Distance 1780m

Sunday, 18 October 2020

Gross Time: 2:15.30 MileRate: 2:02.30 LeadTime: 12.40s First Qtr: 31.20s Second Qtr: 31.60s Third Qtr: 29.40s Fourth Qtr: 30.70s

NoHorse	Plc	Margin	Time	800Time (W)	400 Time (W)
7 FREMARKSINDI	1	0.0m	2:15.30	59.28s (1)	29.80s (2)
5 RAYONG PRINCESS	2	1.2m	2:15.40	60.19s (0)	30.79s (0)
6 BAMBOLE NERE	3	10.2m	2:16.12	59.31s (1)	30.23s (2)
8 CHANG	4	11.5m	2:16.22	60.47s (1)	31.03s (2)
4 OOZINVILLE	5	19.9m	2:16.90	60.38s (1)	31.09s (1)
3 DARTESIAN	6	21.3m	2:17.01	61.51s (1)	31.58s (1)
1 LOYOLA SIOUX	7	28.0m	2:17.55	61.50s (0)	31.60s (0)
2 STAR OF WONDER	8	43.2m	2:18.77	63.00s (0)	33.08s (0)

Finish Position and metres gained from 800m



Sectionals
Powered by



Home of Australian Harness Sectionals

Get your sectionals delivered to your inbox daily

Check out www.pjdata.com.au



The Racing Queensland Board (trading as Racing Queensland) and provider are not responsible for the completeness or accuracy of any of the information contained herein, and makes no representations about its suitability for any purpose.