

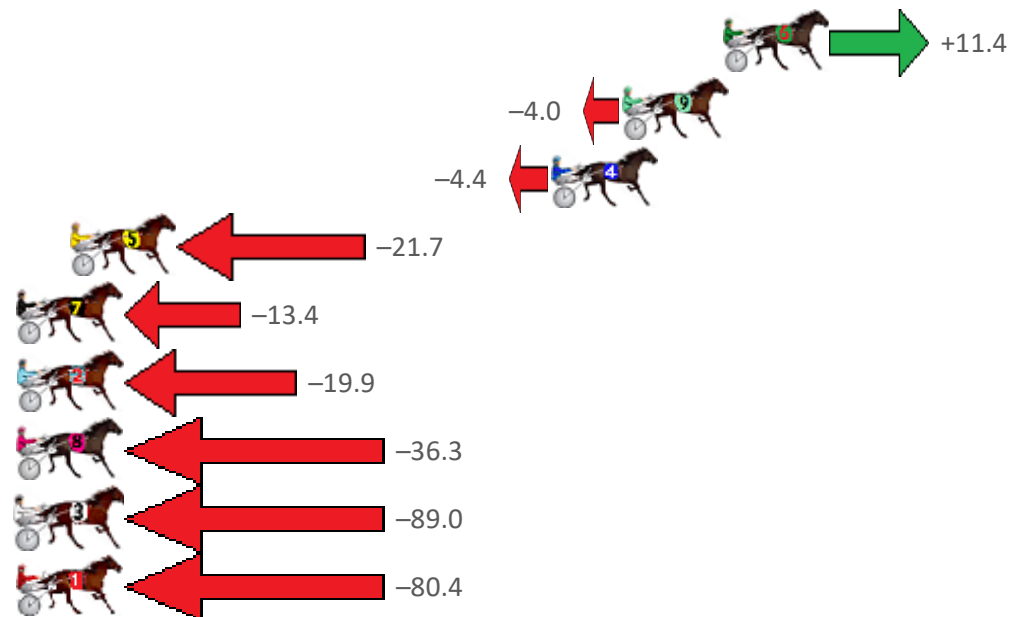
Albion Park Race 1 Distance 2138m

Thursday, 12 November 2020

Gross Time: 2:45.90 MileRate: 2:03.80 LeadTime: 44.70s First Qtr: 29.80s Second Qtr: 31.50s Third Qtr: 29.50s Fourth Qtr: 30.40s

NoHorse	Plc	Margin	Time	800Time (W)	400 Time (W)
6 MALABAR SPUR	1	0.0m	2:45.90	59.05s (1)	29.80s (1)
9 JANSSON	2	4.0m	2:46.22	60.20s (0)	30.70s (0)
4 KAPAI	3	6.8m	2:46.44	60.23s (1)	30.69s (1)
5 DAY TOURER	4	25.9m	2:47.96	61.52s (0)	31.50s (0)
7 NORAHS FLING	5	30.2m	2:48.30	60.90s (1)	31.43s (0)
2 COME AT ME	6	30.5m	2:48.33	61.38s (0)	31.10s (0)
8 LAVROS SEGIL	7	96.3m	2:53.56	62.60s (0)	32.39s (0)
3 DELLSUN	8	102.0m	2:54.02	66.53s (3)	34.93s (1)
1 TOUCHE DE FLING	9	220.4m	3:03.44	65.89s (0)	34.21s (0)

Finish Position and metres gained from 800m



Sectionals
Powered by

PJ HARNESS ANALYSER **NEW**

Learn the power of sectionals

Check us out at www.pjdata.com.au

The Racing Queensland Board (trading as Racing Queensland) and provider are not responsible for the completeness or accuracy of any of the information contained herein, and makes no representations about its suitability for any purpose.

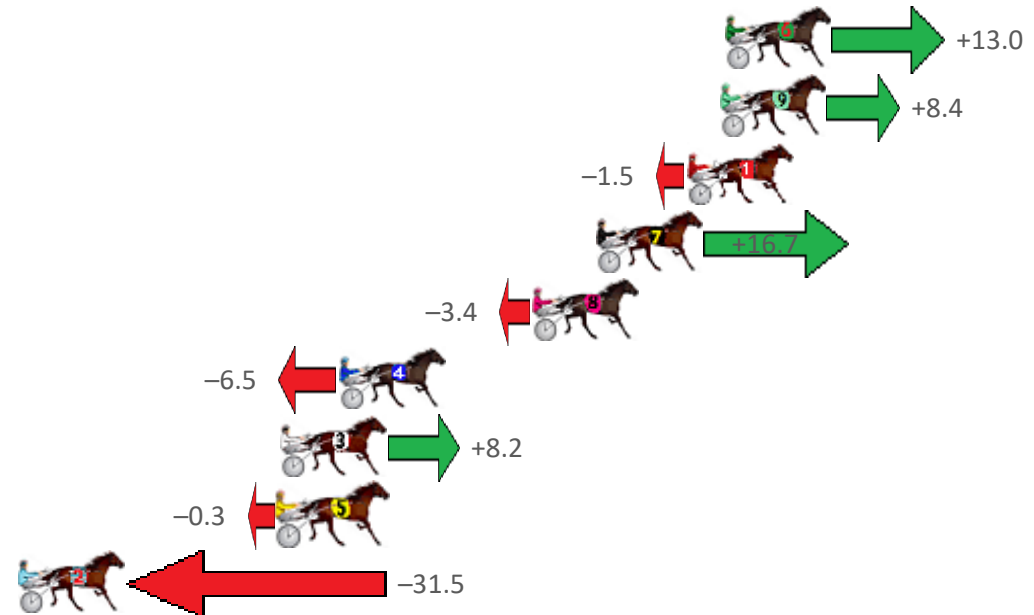
Albion Park Race 2 Distance 1660m

Thursday, 12 November 2020

Gross Time: 1:59.90 MileRate: 1:56.30 LeadTime: 3.40s First Qtr: 27.70s Second Qtr: 31.40s Third Qtr: 28.50s Fourth Qtr: 28.90s

NoHorse	Plc	Margin	Time	800Time (W)	400 Time (W)
6 SONNY ORLANDO	1	0.0m	1:59.90	56.47s (1)	28.33s (2)
9 CHUMP CHOP	2	0.2m	1:59.92	56.80s (1)	28.67s (1)
1 RAINBOW STYLING	3	1.5m	2:00.01	57.51s (0)	29.01s (0)
7 BLUE SHARD	4	5.1m	2:00.29	56.21s (1)	27.84s (0)
8 SHESA PEARLA	5	7.6m	2:00.48	57.64s (0)	29.10s (0)
4 APACHE WIND	6	15.3m	2:01.06	57.86s (0)	29.17s (0)
3 MONTANA FLASH	7	17.6m	2:01.23	56.81s (2)	28.89s (2)
5 BEEJAYS DELIGHT	8	17.7m	2:01.24	57.42s (1)	29.08s (1)
2 LITTLE ARROWS	9	35.9m	2:02.62	59.65s (1)	30.79s (1)

Finish Position and metres gained from 800m



Sectionals
Powered by

PJ HARNES ANALYSER **NEW**

Learn the power of sectionals

Check us out at www.pjdata.com.au

The Racing Queensland Board (trading as Racing Queensland) and provider are not responsible for the completeness or accuracy of any of the information contained herein, and makes no representations about its suitability for any purpose.

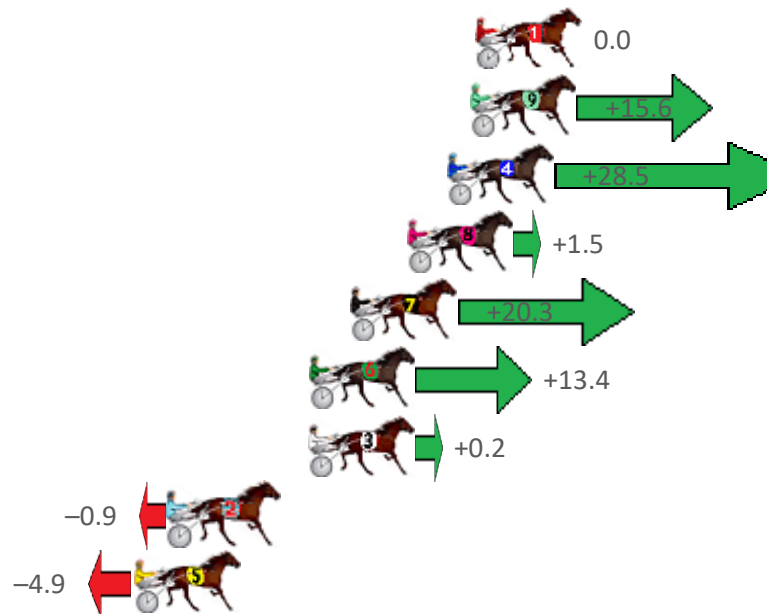
Albion Park Race 3 Distance 1660m

Thursday, 12 November 2020

Gross Time: 2:00.70 MileRate: 1:57.10 LeadTime: 3.40s First Qtr: 27.70s Second Qtr: 31.40s Third Qtr: 29.10s Fourth Qtr: 29.10s

NoHorse	Plc	Margin	Time	800Time (W)	400 Time (W)
1 TACTFILLY MAGIC	1	0.0m	2:00.70	58.20s (0)	29.10s (0)
9 ROBINMEGOOD	2	0.2m	2:00.72	57.07s (1)	28.69s (2)
4 ATOMIC BOMBSHELL	3	1.1m	2:00.78	56.14s (2)	28.14s (3)
8 RANCHO MAN	4	2.7m	2:00.91	58.09s (0)	29.01s (0)
7 REGAL NIGHTSHADE	5	4.9m	2:01.07	56.73s (2)	28.75s (3)
6 DONT CALL ME	6	6.6m	2:01.20	57.23s (1)	28.85s (2)
3 NAUGHTYINHEAVEN	7	6.6m	2:01.20	58.19s (1)	29.29s (1)
2 TRIOLI	8	12.1m	2:01.62	58.27s (1)	29.40s (1)
5 WHATELEY	9	13.5m	2:01.73	58.55s (0)	29.47s (0)

Finish Position and metres gained from 800m



Sectionals
Powered by

PJ HARNESS ANALYSER **NEW**

Learn the power of sectionals

Check us out at www.pjdata.com.au

The Racing Queensland Board (trading as Racing Queensland) and provider are not responsible for the completeness or accuracy of any of the information contained herein, and makes no representations about its suitability for any purpose.

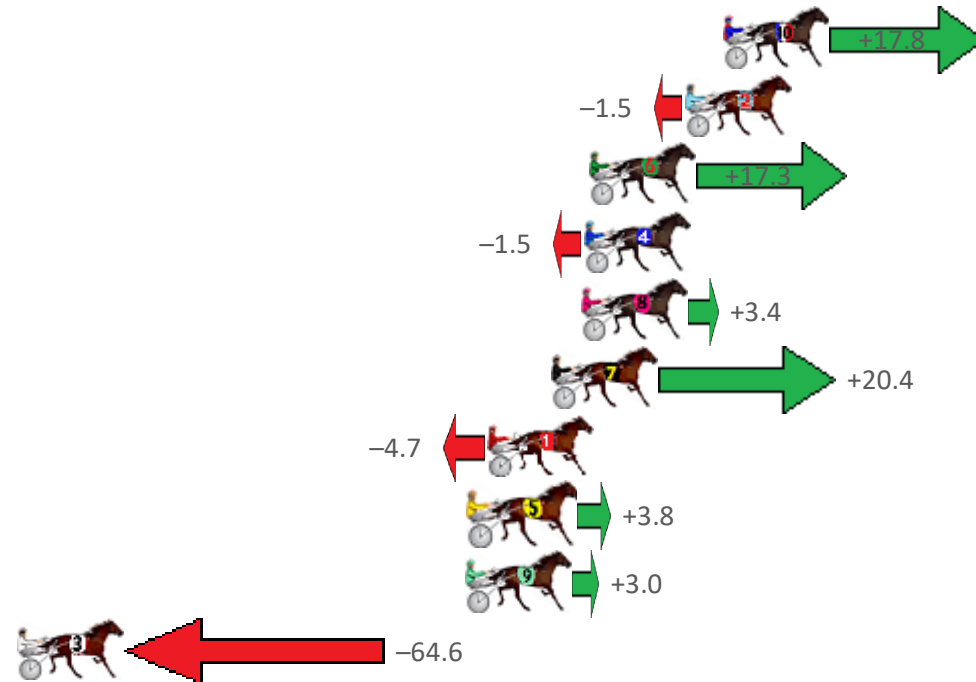
Albion Park Race 4 Distance 1660m

Thursday, 12 November 2020

Gross Time: 1:59.30 MileRate: 1:55.70 LeadTime: 3.40s First Qtr: 28.00s Second Qtr: 31.00s Third Qtr: 28.50s Fourth Qtr: 28.40s

NoHorse	Plc	Margin	Time	800Time (W)	400 Time (W)
10 CORINDHAP CREEK	1	0.0m	1:59.30	55.64s (1)	28.26s (2)
2 GOALKICKER	2	1.5m	1:59.41	57.01s (0)	28.51s (0)
6 TEARAWAY DIAMOND	3	5.3m	1:59.70	55.68s (1)	28.10s (3)
4 REDS GOOD TO GO	4	5.5m	1:59.71	57.01s (1)	28.69s (1)
8 CAPTAIN THUNDERBOL	5	5.6m	1:59.72	56.66s (0)	28.37s (1)
7 CROWN MOJO	6	6.8m	1:59.81	55.46s (1)	28.24s (2)
1 WILLSINTOWN	7	9.3m	1:59.99	57.23s (0)	28.70s (0)
5 JEWEL OF PEAK	8	10.0m	2:00.05	56.63s (0)	28.32s (0)
9 KETTERING GIRL	9	10.2m	2:00.06	56.69s (1)	27.76s (0)
3 ROLLONX	10	73.0m	2:04.75	61.47s (1)	31.58s (0)

Finish Position and metres gained from 800m



Sectionals
Powered by

PJ HARNESS ANALYSER **NEW**

Learn the power of sectionals

Check us out at www.pjdata.com.au

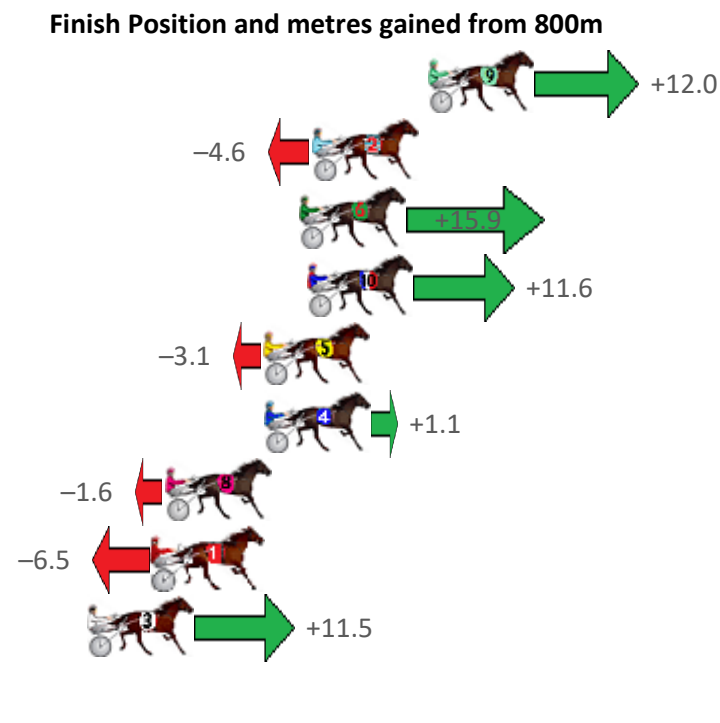
The Racing Queensland Board (trading as Racing Queensland) and provider are not responsible for the completeness or accuracy of any of the information contained herein, and makes no representations about its suitability for any purpose.

Albion Park Race 5 Distance 1660m

Thursday, 12 November 2020

Gross Time: 1:59.70 MileRate: 1:56.00 LeadTime: 3.40s First Qtr: 28.50s Second Qtr: 31.00s Third Qtr: 28.50s Fourth Qtr: 28.30s

NoHorse	Plc	Margin	Time	800Time (W)	400 Time (W)
9 RUNFORTHEROSES	1	0.0m	1:59.70	55.95s (1)	28.29s (2)
2 SEAMARK	2	4.6m	2:00.04	57.12s (0)	28.62s (0)
6 ALLSTAR SEA	3	5.1m	2:00.08	55.68s (1)	27.90s (2)
10 NIFTY STUDLEIGH	4	4.8m	2:00.06	55.98s (1)	28.20s (2)
5 TOANUI SPIRIT	5	6.5m	2:00.18	57.02s (1)	28.76s (1)
4 MY ULTIMATE BONDI	6	6.5m	2:00.18	56.72s (1)	28.43s (1)
8 UTELLA	7	10.4m	2:00.47	56.91s (0)	28.29s (0)
1 SHESFEELINPRECIOUS	8	10.9m	2:00.51	57.26s (0)	28.64s (0)
3 ROCKSLIDE	9	13.5m	2:00.70	55.99s (1)	28.15s (0)
7 ITSMEGS	10	23.0m	2:01.41	57.49s (0)	28.55s (1)



Sectionals
Powered by

PJ HARNESS ANALYSER **NEW**

Learn the power of sectionals

Check us out at www.pjdata.com.au

The Racing Queensland Board (trading as Racing Queensland) and provider are not responsible for the completeness or accuracy of any of the information contained herein, and makes no representations about its suitability for any purpose.

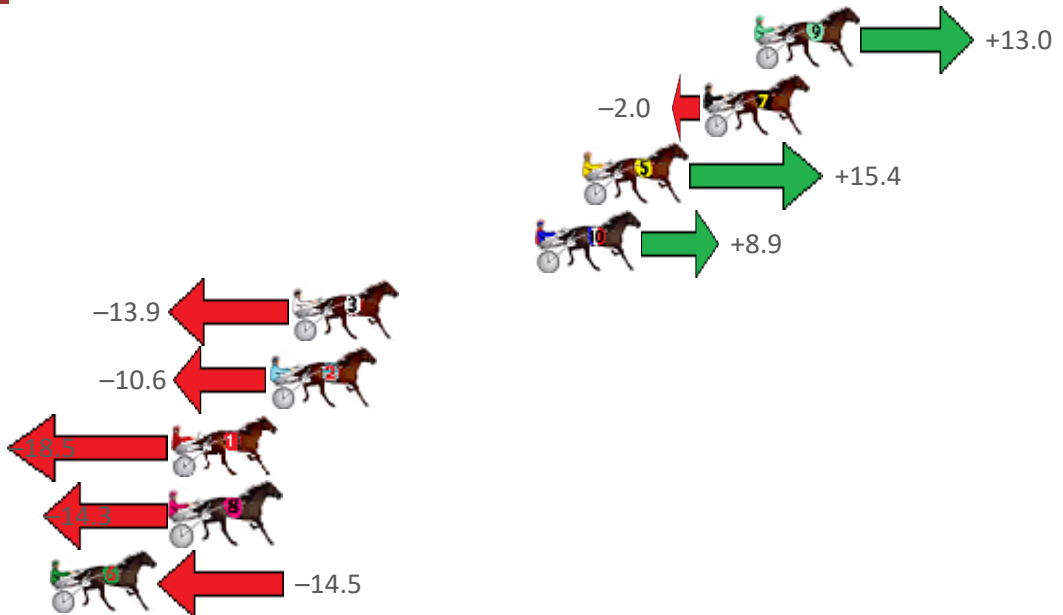
Albion Park Race 6 Distance 1660m

Thursday, 12 November 2020

Gross Time: 1:56.50 MileRate: 1:52.90 LeadTime: 3.40s First Qtr: 26.90s Second Qtr: 30.00s Third Qtr: 28.00s Fourth Qtr: 28.20s

NoHorse	Plc	Margin	Time	800Time (W)	400 Time (W)
9 IMA TOP TYCOON	1	0.0m	1:56.50	55.29s (1)	27.93s (2)
7 CHANTREY	2	2.0m	1:56.65	56.34s (0)	28.34s (0)
5 WATTLEBANK FLYER	3	6.8m	1:57.00	55.12s (1)	27.51s (2)
10 INTRANSIT	4	8.7m	1:57.14	55.58s (1)	28.00s (2)
3 MARK DENNIS	5	18.3m	1:57.86	57.17s (1)	28.91s (1)
2 IDEAL SITUATION	6	19.2m	1:57.92	56.94s (1)	28.62s (1)
1 ARTISTIC SAINT	7	23.1m	1:58.21	57.49s (0)	29.40s (0)
8 HARD TO HEAR	8	23.1m	1:58.21	57.20s (0)	29.09s (0)
6 FLAMING HERO	9	27.9m	1:58.57	57.21s (0)	29.01s (0)

Finish Position and metres gained from 800m



Sectionals
Powered by

PJ HARNESS ANALYSER **NEW**

Learn the power of sectionals

Check us out at www.pjdata.com.au

The Racing Queensland Board (trading as Racing Queensland) and provider are not responsible for the completeness or accuracy of any of the information contained herein, and makes no representations about its suitability for any purpose.

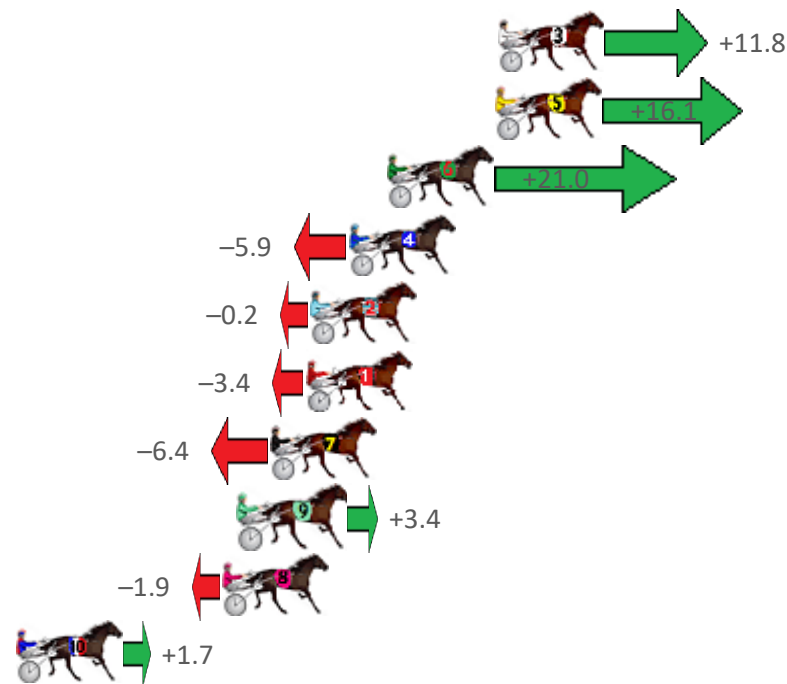
Albion Park Race 7 Distance 1660m

Thursday, 12 November 2020

Gross Time: 1:59.20 MileRate: 1:55.50 LeadTime: 3.50s First Qtr: 27.50s Second Qtr: 30.10s Third Qtr: 28.90s Fourth Qtr: 29.20s

NoHorse	Plc	Margin	Time	800Time (W)	400 Time (W)
3 HOLDINGNO CURRENCY	1	0.0m	1:59.20	57.25s (1)	28.58s (1)
5 MISS KESHA	2	0.1m	1:59.21	56.94s (1)	28.23s (1)
6 JUSTA DALE	3	4.4m	1:59.54	56.58s (1)	27.88s (1)
4 NEWMERELLA LADYKAY	4	5.9m	1:59.65	58.53s (0)	29.60s (0)
2 JOVIAL JULIE	5	7.4m	1:59.77	58.11s (1)	29.43s (1)
1 MAFFIOSO GIRL	6	7.6m	1:59.78	58.35s (0)	29.37s (0)
7 IN THE PAPER	7	9.0m	1:59.89	58.56s (1)	29.85s (1)
9 BUKTHSYSTEM	8	10.2m	1:59.98	57.85s (0)	28.79s (0)
8 LIFES A JUNGLE	9	10.9m	2:00.03	58.24s (0)	29.27s (0)
10 JOEY LINCOLN	10	19.1m	2:00.66	57.98s (1)	29.27s (1)

Finish Position and metres gained from 800m



Sectionals
Powered by

PJ HARNESS ANALYSER **NEW**

Learn the power of sectionals

Check us out at www.pjdata.com.au

The Racing Queensland Board (trading as Racing Queensland) and provider are not responsible for the completeness or accuracy of any of the information contained herein, and makes no representations about its suitability for any purpose.

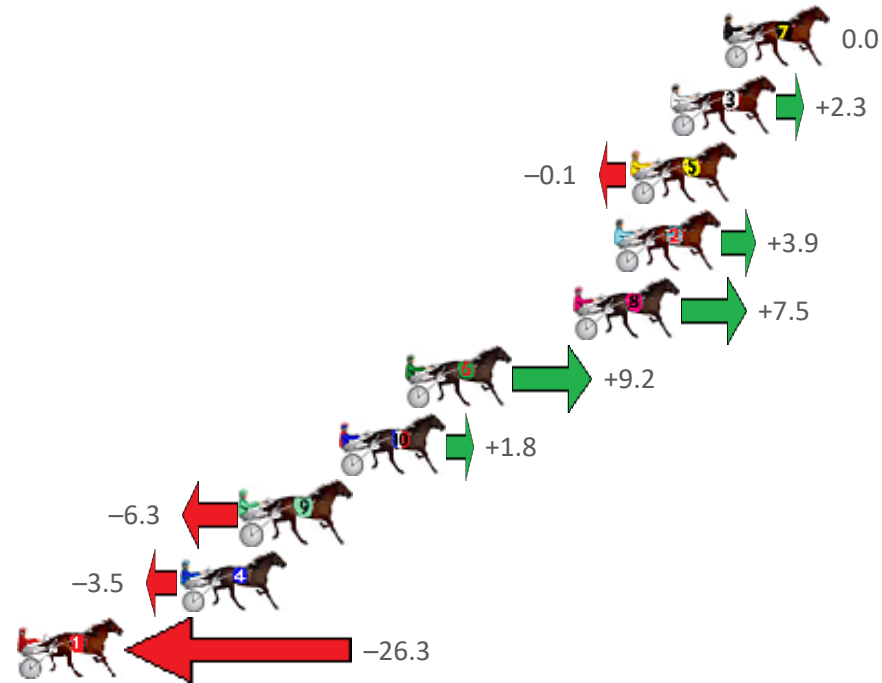
Albion Park Race 8 Distance 1660m

Thursday, 12 November 2020

Gross Time: 1:58.20 MileRate: 1:54.60 LeadTime: 3.40s First Qtr: 27.10s Second Qtr: 31.60s Third Qtr: 27.80s Fourth Qtr: 28.30s

NoHorse	Plc	Margin	Time	800Time (W)	400 Time (W)
7 NOTORIOUS	1	0.0m	1:58.20	56.10s (0)	28.30s (0)
3 RECIPE FOR DREAMING	2	2.1m	1:58.36	55.94s (0)	28.10s (0)
5 CAPTAIN COSMONAUT	3	3.7m	1:58.48	56.11s (1)	28.48s (1)
2 HADLEY	4	4.3m	1:58.52	55.83s (1)	28.15s (1)
8 ONLY IN ROME	5	5.9m	1:58.64	55.58s (0)	27.56s (1)
6 VENUS JUJON	6	12.6m	1:59.14	55.46s (1)	27.64s (1)
10 SO BOBS YOUR UNCLE	7	15.2m	1:59.33	55.97s (1)	28.17s (2)
9 CHANCELESS CENTURY	8	19.1m	1:59.62	56.54s (1)	28.80s (1)
4 MONTEREY JACK	9	21.5m	1:59.80	56.34s (0)	28.34s (0)
1 LEFT A HURRIKANE	10	35.1m	2:00.81	57.93s (0)	29.83s (0)

Finish Position and metres gained from 800m



Sectionals
Powered by

PJ HARNESS ANALYSER **NEW**

Learn the power of sectionals

Check us out at www.pjdata.com.au

The Racing Queensland Board (trading as Racing Queensland) and provider are not responsible for the completeness or accuracy of any of the information contained herein, and makes no representations about its suitability for any purpose.


Albion Park Race 9 Distance 2138m

Thursday, 12 November 2020

Gross Time: 2:36.50 MileRate: 1:57.80 LeadTime: 38.20s First Qtr: 30.20s Second Qtr: 31.50s Third Qtr: 28.10s Fourth Qtr: 28.50s

NoHorse	Plc	Margin	Time	800Time (W)	400 Time (W)
8 IT AINT THE MONEY	1	0.0m	2:36.50	56.30s (0)	28.05s (0)
6 BOMBADIER JUJON	2	2.1m	2:36.66	56.59s (1)	28.65s (1)
10 ALWAYS A SECRET	3	4.0m	2:36.80	56.43s (2)	28.61s (2)
3 JOANNIES GIRL	4	5.7m	2:36.93	56.51s (1)	28.55s (1)
2 ALE ALE KAI	5	6.3m	2:36.97	56.24s (1)	28.21s (1)
1 GASMONKEY	6	7.2m	2:37.04	57.11s (0)	28.85s (0)
7 CORPORAL LUNA	7	12.3m	2:37.42	56.55s (0)	28.29s (1)
4 MAJORDOIT	8	12.8m	2:37.46	56.73s (2)	28.94s (2)
9 HAVANA MOON	9	13.7m	2:37.53	56.49s (2)	28.62s (2)
5 KURAHAUPO GAMBLER	10	14.2m	2:37.56	56.98s (0)	28.66s (0)

Finish Position and metres gained from 800m



Sectionals
Powered by

PJ HARNESS ANALYSER **NEW**

Learn the power of sectionals

Check us out at www.pjdata.com.au

The Racing Queensland Board (trading as Racing Queensland) and provider are not responsible for the completeness or accuracy of any of the information contained herein, and makes no representations about its suitability for any purpose.