

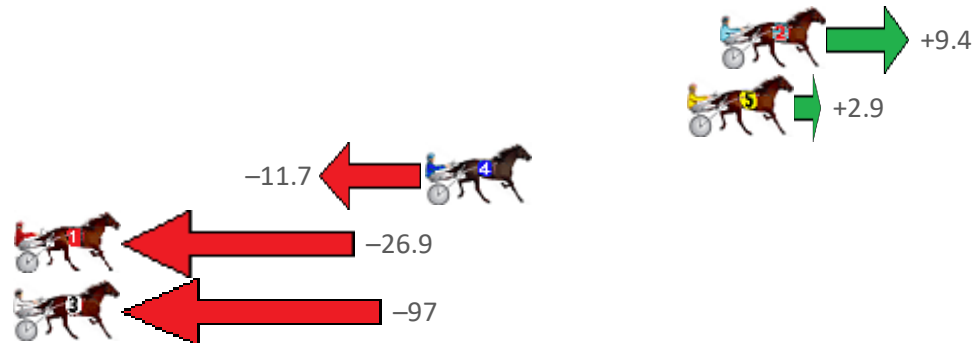
# Albion Park Race 1 Distance 2138m

Tuesday, 24 November 2020

Gross Time: 2:54.90 MileRate: 2:11.70 LeadTime: 46.70s First Qtr: 32.60s Second Qtr: 33.40s Third Qtr: 31.50s Fourth Qtr: 30.70s

NoHorse	Plc	Margin	Time	800Time (W)	400 Time (W)
2 IGNITE	1	0.0m	2:54.90	61.47s (0)	30.00s (1)
5 NO LOVE ABOUT IT	2	1.3m	2:55.00	61.98s (0)	30.45s (1)
4 FIRST OFFENCE	3	11.7m	2:55.84	63.10s (0)	31.59s (0)
1 DOUBLETAP	4	44.1m	2:58.44	64.28s (0)	32.92s (0)
3 HURRIKANE SPIRIT	5	246.9m	3:14.73	69.69s (0)	34.28s (0)

Finish Position and metres gained from 800m



Sectionals  
Powered by

**PJ HARNESS ANALYSER** **NEW**

Learn the power of sectionals

Check us out at [www.pjdata.com.au](http://www.pjdata.com.au)

The Racing Queensland Board (trading as Racing Queensland) and provider are not responsible for the completeness or accuracy of any of the information contained herein, and makes no representations about its suitability for any purpose.

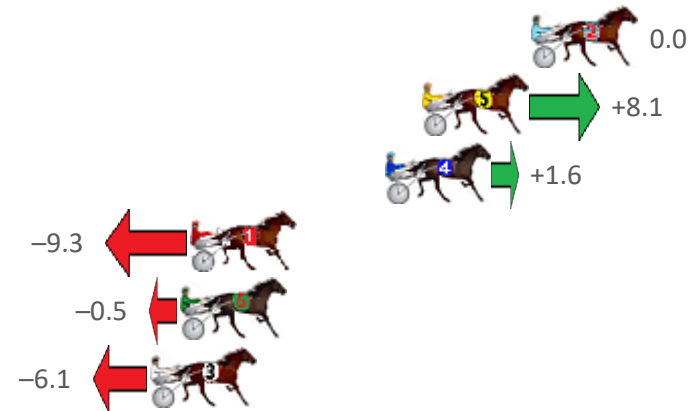
# Albion Park Race 2 Distance 1660m

Tuesday, 24 November 2020

Gross Time: 2:01.60 MileRate: 1:57.90 LeadTime: 3.50s First Qtr: 27.60s Second Qtr: 31.70s Third Qtr: 29.60s Fourth Qtr: 29.20s

NoHorse	Plc	Margin	Time	800Time (W)	400 Time (W)
2 WOODLANDS ROSE	1	0.0m	2:01.60	58.80s (0)	29.20s (0)
5 ALLMIGHTY MAX	2	4.3m	2:01.93	58.21s (1)	28.95s (1)
4 CATCH PHRASE	3	5.8m	2:02.04	58.68s (1)	29.37s (1)
1 ESTARDAY	4	13.5m	2:02.63	59.48s (0)	29.88s (0)
6 WHATA OPTIMIST	5	13.9m	2:02.66	58.84s (0)	29.28s (1)
3 BELLAVICTREE	6	15.1m	2:02.76	59.25s (0)	29.67s (0)

Finish Position and metres gained from 800m



Sectionals  
Powered by

**PJ HARNESS ANALYSER** **NEW**

Learn the power of sectionals









Check us out at [www.pjdata.com.au](http://www.pjdata.com.au)

The Racing Queensland Board (trading as Racing Queensland) and provider are not responsible for the completeness or accuracy of any of the information contained herein, and makes no representations about its suitability for any purpose.

# Albion Park Race 3 Distance 1660m

Tuesday, 24 November 2020

Gross Time: 1:59.00 MileRate: 1:55.30 LeadTime: 3.40s First Qtr: 27.80s Second Qtr: 31.40s Third Qtr: 28.10s Fourth Qtr: 28.30s

NoHorse	Plc	Margin	Time	800Time (W)	400 Time (W)	Finish Position and metres gained from 800m	
1 FROST EN ICE	1	0.0m	1:59.00	56.40s (0)	28.30s (0)		0.0
2 FLAME LADY	2	12.1m	1:59.90	56.15s (1)	28.81s (1)		+3.5
8 GUTS	3	17.2m	2:00.28	57.31s (0)	28.96s (0)		-13.0
7 FEEL THE THUNDER	4	23.4m	2:00.74	57.27s (1)	28.82s (1)		-17.8
4 MISS LILY MAY	5	23.8m	2:00.77	57.47s (0)	29.12s (0)		-15.2
9 LAZY BLAZE	6	27.1m	2:01.01	56.87s (1)	29.19s (2)		-8.8
5 COPPICE	7	27.3m	2:01.03	56.59s (1)	28.86s (2)		-7.4
3 KOOKABURRAPRINCESS	8	43.5m	2:02.23	58.97s (1)	30.54s (1)		-36.7



Sectionals  
Powered by



**PJ HARNESS ANALYSER** **NEW**

Learn the power of sectionals

Check us out at [www.pjdata.com.au](http://www.pjdata.com.au)



The Racing Queensland Board (trading as Racing Queensland) and provider are not responsible for the completeness or accuracy of any of the information contained herein, and makes no representations about its suitability for any purpose.

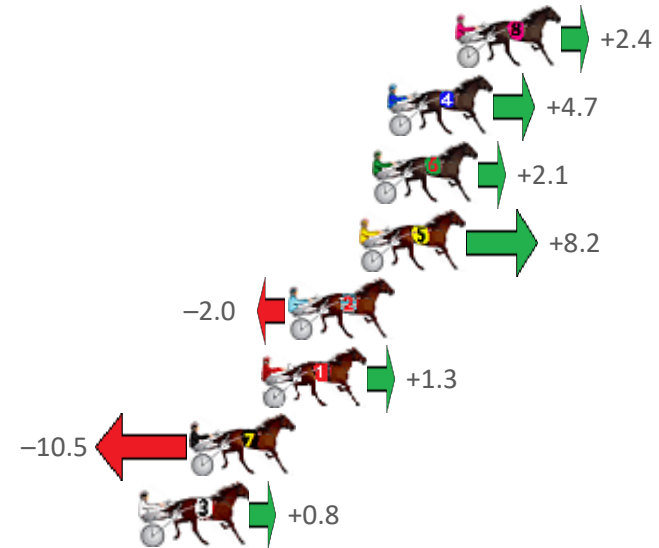
# Albion Park Race 4 Distance 1660m

Tuesday, 24 November 2020

Gross Time: 2:00.30 MileRate: 1:56.60 LeadTime: 3.50s First Qtr: 27.80s Second Qtr: 31.70s Third Qtr: 27.80s Fourth Qtr: 29.50s

NoHorse	Plc	Margin	Time	800Time (W)	400 Time (W)
8 OUR FRIEND	1	0.0m	2:00.30	57.13s (1)	29.46s (1)
4 ALLSTAR SEA	2	2.7m	2:00.51	56.97s (1)	29.27s (1)
6 FOUR FOR FOUR	3	3.3m	2:00.56	57.15s (2)	29.42s (2)
5 KWASII	4	3.8m	2:00.59	56.72s (1)	29.07s (2)
2 SUNNY RICE	5	6.6m	2:00.81	57.44s (0)	29.57s (0)
1 JOEY LINCOLN	6	7.7m	2:00.90	57.21s (0)	29.14s (0)
7 LIVING GRAND	7	10.5m	2:01.11	58.05s (0)	30.27s (0)
3 ROWDYS ACE	8	12.4m	2:01.26	57.24s (0)	28.99s (0)

Finish Position and metres gained from 800m



Sectionals  
Powered by

**PJ HARNESS ANALYSER** **NEW**

Learn the power of sectionals

Check us out at [www.pjdata.com.au](http://www.pjdata.com.au)

The Racing Queensland Board (trading as Racing Queensland) and provider are not responsible for the completeness or accuracy of any of the information contained herein, and makes no representations about its suitability for any purpose.

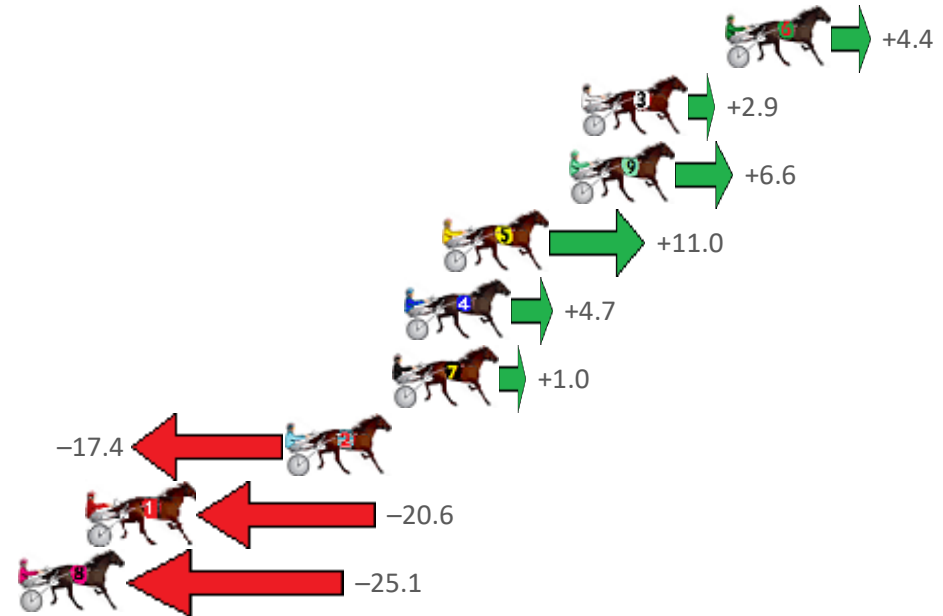
# Albion Park Race 5 Distance 1660m

Tuesday, 24 November 2020

Gross Time: 2:00.00 MileRate: 1:56.30 LeadTime: 3.50s First Qtr: 28.90s Second Qtr: 30.60s Third Qtr: 28.20s Fourth Qtr: 28.80s

NoHorse	Plc	Margin	Time	800Time (W)	400 Time (W)
6 BLISSFULDAY	1	0.0m	2:00.00	56.69s (1)	28.71s (1)
3 ATOMIC BOMBSHELL	2	5.7m	2:00.43	56.79s (1)	29.09s (2)
9 LANCELOT BROMAC	3	6.2m	2:00.47	56.53s (1)	28.61s (2)
5 HIGH ON MONTANA	4	11.2m	2:00.85	56.22s (1)	28.50s (2)
4 ALL GOOD WALLY	5	12.7m	2:00.96	56.67s (1)	28.68s (3)
7 FEEL THE THRILL	6	13.2m	2:01.00	56.93s (0)	28.69s (0)
2 KOTARE ELITE	7	17.4m	2:01.32	58.23s (0)	30.05s (0)
1 SHESFEELINPRECIOUS	8	25.2m	2:01.91	58.46s (0)	30.23s (0)
8 SOMEBEACHSOMEGIFT	9	34.3m	2:02.59	58.78s (0)	30.41s (1)

Finish Position and metres gained from 800m



Sectionals  
Powered by

**PJ HARNES ANALYSER** **NEW**

Learn the power of sectionals

Check us out at [www.pjdata.com.au](http://www.pjdata.com.au)

The Racing Queensland Board (trading as Racing Queensland) and provider are not responsible for the completeness or accuracy of any of the information contained herein, and makes no representations about its suitability for any purpose.

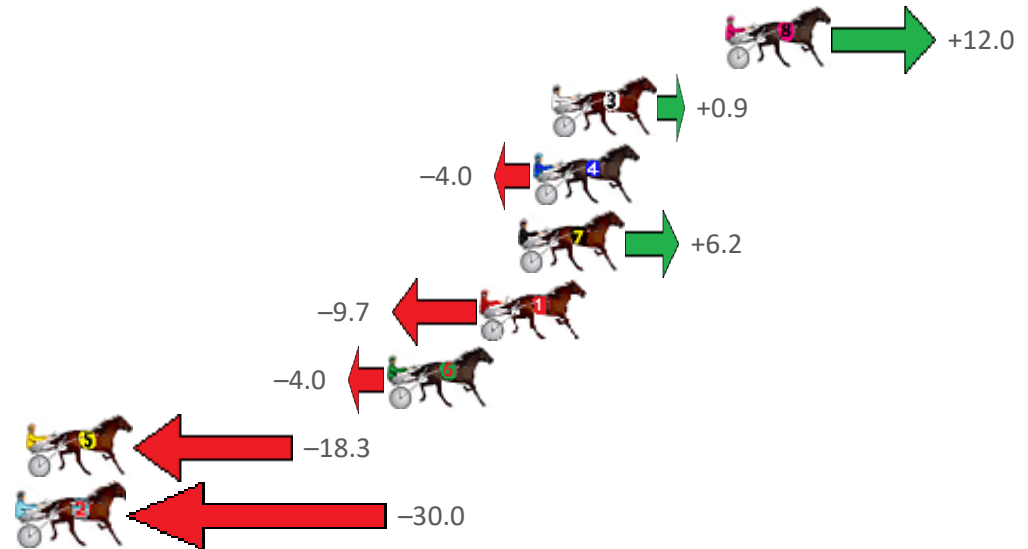
# Albion Park Race 6 Distance 2138m

Tuesday, 24 November 2020

Gross Time: 2:37.30 MileRate: 1:58.40 LeadTime: 37.50s First Qtr: 31.20s Second Qtr: 31.30s Third Qtr: 28.30s Fourth Qtr: 29.00s

NoHorse	Plc	Margin	Time	800Time (W)	400 Time (W)
8 VIENNA BOY	1	0.0m	2:37.30	56.45s (1)	28.24s (1)
3 MOTU AMETHYST	2	6.9m	2:37.83	57.24s (1)	29.04s (2)
4 LEFT A HURRIKANE	3	7.6m	2:37.88	57.58s (1)	29.37s (1)
7 GOTTA MOMENT	4	8.2m	2:37.92	56.86s (2)	28.81s (2)
1 IL MAXIMUS	5	9.7m	2:38.04	57.99s (0)	29.70s (0)
6 GASMONKEY	6	13.4m	2:38.32	57.58s (0)	29.17s (0)
5 REMEMBER ME NOW	7	27.7m	2:39.41	58.60s (2)	30.54s (3)
2 ARK ME	8	34.8m	2:39.95	59.44s (0)	31.06s (0)

Finish Position and metres gained from 800m



Sectionals  
Powered by

**PJ HARNESS ANALYSER** **NEW**

Learn the power of sectionals

Check us out at [www.pjdata.com.au](http://www.pjdata.com.au)

The Racing Queensland Board (trading as Racing Queensland) and provider are not responsible for the completeness or accuracy of any of the information contained herein, and makes no representations about its suitability for any purpose.



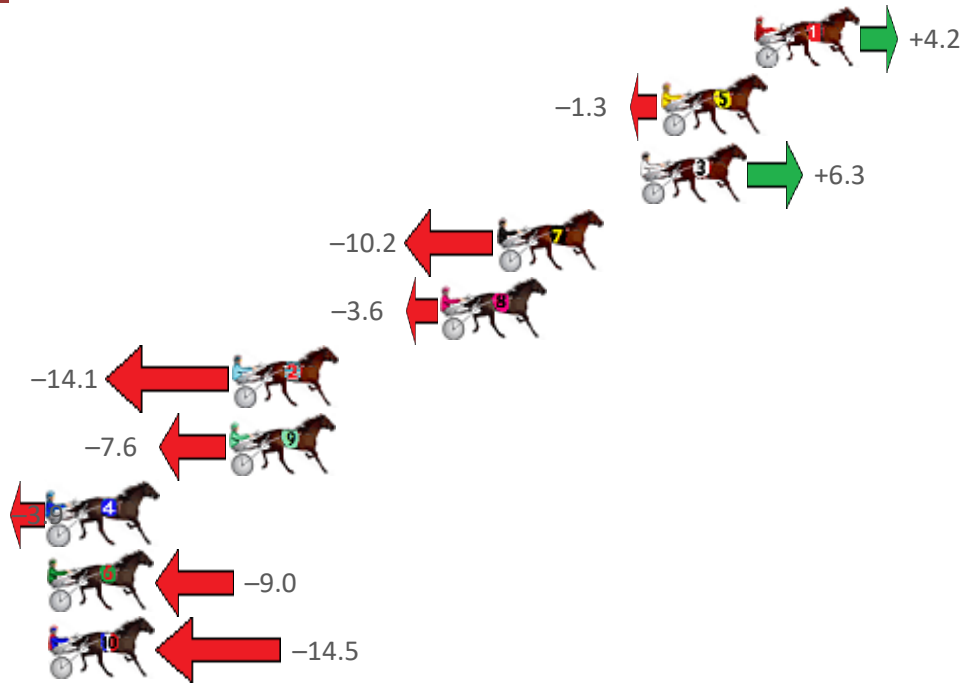
# Albion Park Race 7 Distance 1660m

Tuesday, 24 November 2020

Gross Time: 1:57.50 MileRate: 1:53.90 LeadTime: 3.30s First Qtr: 27.00s Second Qtr: 30.30s Third Qtr: 27.90s Fourth Qtr: 29.00s

No	Horse	Plc	Margin	Time	800Time (W)	400 Time (W)
1	ELMS CREEK	1	0.0m	1:57.50	56.60s (0)	28.60s (0)
5	MARETTI	2	3.7m	1:57.78	56.99s (1)	29.27s (1)
3	LITTLE CHANGE	3	4.5m	1:57.84	56.45s (1)	29.14s (2)
7	OUTLAW FELLA	4	10.2m	1:58.28	57.62s (0)	29.65s (0)
8	EL GRAN SENOR	5	12.4m	1:58.44	57.15s (0)	29.13s (0)
2	JUSTA DALE	6	20.7m	1:59.08	57.90s (1)	30.09s (1)
9	IDEAL SITUATION	7	20.8m	1:59.08	57.44s (0)	29.33s (0)
4	SWEET AS	8	28.1m	1:59.64	57.18s (1)	29.79s (1)
6	WATTLEBANK FLYER	9	28.8m	1:59.69	57.54s (1)	30.08s (2)
10	BEAU CISHLOM	10	29.3m	1:59.73	57.93s (1)	30.19s (1)

Finish Position and metres gained from 800m



Sectionals  
Powered by

**PJ HARNESS ANALYSER** **NEW**

Learn the power of sectionals

Check us out at [www.pjdata.com.au](http://www.pjdata.com.au)

The Racing Queensland Board (trading as Racing Queensland) and provider are not responsible for the completeness or accuracy of any of the information contained herein, and makes no representations about its suitability for any purpose.

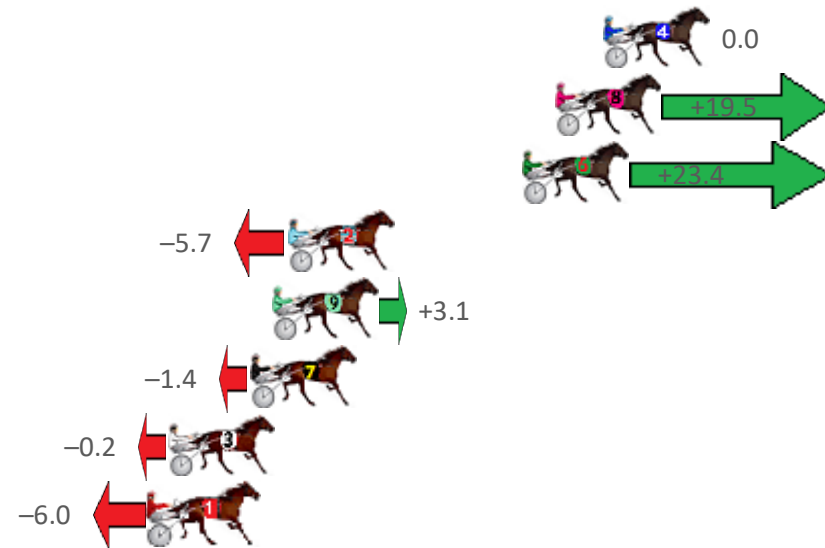
# Albion Park Race 8 Distance 2138m

Tuesday, 24 November 2020

Gross Time: 2:33.90 MileRate: 1:55.90 LeadTime: 36.30s First Qtr: 30.00s Second Qtr: 30.70s Third Qtr: 28.00s Fourth Qtr: 28.90s

NoHorse	Plc	Margin	Time	800Time (W)	400 Time (W)
4 OUR MAJOR DAY	1	0.0m	2:33.90	56.90s (0)	28.90s (0)
8 CLINTAL DO	2	1.9m	2:34.04	55.52s (1)	28.10s (1)
6 CHEVRONS REWARD	3	3.2m	2:34.14	55.24s (1)	27.87s (1)
2 FEEL LIKE DANCIN	4	12.5m	2:34.85	57.30s (0)	29.45s (0)
9 LENNY THE LEGEND	5	13.1m	2:34.89	56.68s (0)	28.75s (0)
7 SIR JULIAN	6	14.0m	2:34.96	57.00s (1)	29.66s (1)
3 ROYAL LINCOLN	7	17.2m	2:35.20	56.91s (1)	29.52s (1)
1 LETSGOTOTHEHOP	8	18.0m	2:35.27	57.32s (0)	29.47s (0)

Finish Position and metres gained from 800m



Sectionals  
Powered by

**PJ HARNESS ANALYSER** **NEW**

Learn the power of sectionals

Check us out at [www.pjdata.com.au](http://www.pjdata.com.au)

The Racing Queensland Board (trading as Racing Queensland) and provider are not responsible for the completeness or accuracy of any of the information contained herein, and makes no representations about its suitability for any purpose.