


Albion Park Race 1 Distance 2138m

Saturday, 26 December 2020

Gross Time: 2:34.00 MileRate: 1:55.90 LeadTime: 37.60s First Qtr: 29.00s Second Qtr: 31.10s Third Qtr: 28.40s Fourth Qtr: 27.90s

NoHorse	Plc	Margin	Time	800Time (W)	400 Time (W)
4 SECRETAGENT TYCOON	1	0.0m	2:34.00	56.30s (0)	27.90s (0)
10 FAME ASSURED	2	1.1m	2:34.08	54.80s (2)	27.20s (2)
1 MYMATEPOG	3	4.4m	2:34.32	56.31s (0)	28.02s (0)
8 LILAC FLASH	3	4.4m	2:34.32	55.98s (0)	27.46s (0)
12 CRUZ	5	4.6m	2:34.34	56.37s (1)	27.79s (0)
11 MAJOR CAM	6	4.9m	2:34.36	55.37s (0)	26.82s (1)
7 NORTHVIEW HUSTLER	7	6.7m	2:34.49	56.20s (1)	27.88s (1)
3 CARLA CLARE	8	7.3m	2:34.54	55.92s (1)	27.55s (1)
9 MATTGREGOR	9	10.7m	2:34.78	56.11s (0)	27.57s (0)
2 HURRICANE ROY	10	11.6m	2:34.85	55.92s (1)	28.41s (2)
5 SUBTLE DELIGHT	11	11.9m	2:34.87	55.59s (1)	27.55s (2)
6 LEOS BEST	12	13.0m	2:34.95	55.61s (0)	27.10s (0)

Finish Position and metres gained from 800m



Sectionals
Powered by

PJ HARNESS ANALYSER **NEW**

Learn the power of sectionals

Check us out at www.pjdata.com.au

The Racing Queensland Board (trading as Racing Queensland) and provider are not responsible for the completeness or accuracy of any of the information contained herein, and makes no representations about its suitability for any purpose.


Albion Park Race 2 Distance 1660m

Saturday, 26 December 2020

Gross Time: 1:56.20 MileRate: 1:52.70 LeadTime: 3.40s First Qtr: 25.80s Second Qtr: 29.20s Third Qtr: 28.40s Fourth Qtr: 29.40s

NoHorse	Plc	Margin	Time	800Time (W)	400 Time (W)
3 ROLL WITH ROCKY	1	0.0m	1:56.20	57.47s (0)	29.08s (0)
8 MACH LE MORE	2	1.6m	1:56.32	56.92s (0)	28.51s (0)
1 DENNINGTON HEIGHTS	3	4.7m	1:56.56	57.49s (0)	29.09s (0)
6 SAUCY DREAMS	4	5.6m	1:56.63	58.20s (0)	29.81s (0)
9 THE FORTUNATE SON	5	13.9m	1:57.27	57.16s (1)	28.90s (2)
2 NO CONFESSION	6	14.9m	1:57.35	58.04s (1)	29.51s (1)
10 LOYOLA TRIOS	7	14.9m	1:57.35	57.35s (0)	29.09s (0)
7 GEORGIE MARTIN	8	18.2m	1:57.60	57.79s (1)	29.55s (2)
4 GOTTA MOMENT	9	21.0m	1:57.82	58.82s (1)	30.26s (1)
5 OUR FRIEND	10	26.7m	1:58.26	57.72s (1)	29.51s (2)

Finish Position and metres gained from 800m



Sectionals
Powered by

PJ HARNESS ANALYSER **NEW**

Learn the power of sectionals

Check us out at www.pjdata.com.au

The Racing Queensland Board (trading as Racing Queensland) and provider are not responsible for the completeness or accuracy of any of the information contained herein, and makes no representations about its suitability for any purpose.

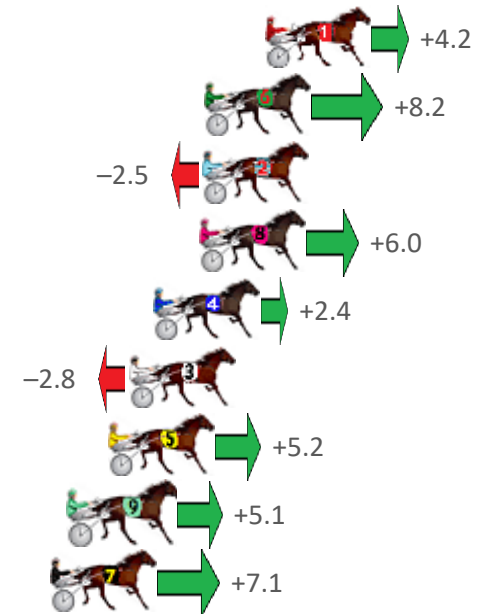
Albion Park Race 3 Distance 1660m

Saturday, 26 December 2020

Gross Time: 1:59.00 MileRate: 1:55.40 LeadTime: 3.40s First Qtr: 28.30s Second Qtr: 30.90s Third Qtr: 27.90s Fourth Qtr: 28.50s

NoHorse	Plc	Margin	Time	800Time (W)	400 Time (W)
1 LETTERKENNY BOY	1	0.0m	1:59.00	56.11s (0)	28.20s (0)
6 BOHANNAN	2	2.4m	1:59.18	55.83s (2)	28.40s (2)
2 HAVING THE FAITH	3	2.5m	1:59.19	56.58s (0)	28.68s (0)
8 SLINGSHOT	4	2.6m	1:59.19	55.98s (0)	28.07s (0)
4 OYSTER STRIDE	5	4.4m	1:59.33	56.23s (1)	28.30s (1)
3 HIGHVIEW FREDDY	6	5.4m	1:59.40	56.60s (1)	28.68s (1)
5 ONE OFF	7	6.2m	1:59.46	56.04s (1)	28.10s (1)
9 STUDLEIGH STRIDE	8	7.7m	1:59.58	56.04s (0)	28.10s (0)
7 INNER LIGHT	9	8.5m	1:59.64	55.90s (2)	28.46s (2)

Finish Position and metres gained from 800m



Sectionals
Powered by

PJ HARNESS ANALYSER **NEW**

Learn the power of sectionals

Check us out at www.pjdata.com.au

The Racing Queensland Board (trading as Racing Queensland) and provider are not responsible for the completeness or accuracy of any of the information contained herein, and makes no representations about its suitability for any purpose.

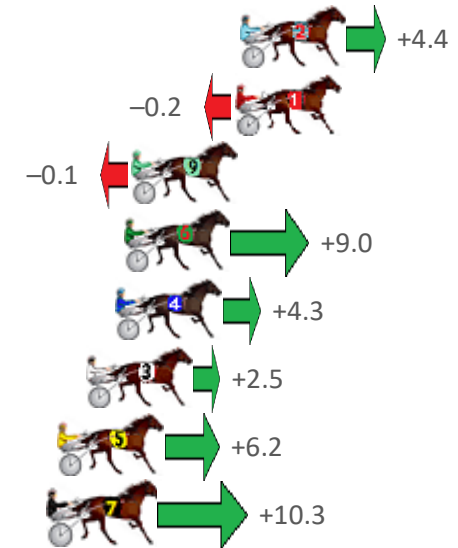
Albion Park Race 4 Distance 2138m

Saturday, 26 December 2020

Gross Time: 2:34.10 MileRate: 1:56.00 LeadTime: 38.90s First Qtr: 29.50s Second Qtr: 29.30s Third Qtr: 28.00s Fourth Qtr: 28.40s

NoHorse	Plc	Margin	Time	800Time (W)	400 Time (W)
2 LENNY THE LEGEND	1	0.0m	2:34.10	56.09s (1)	28.24s (1)
1 PACIFIC DRUMS	2	0.2m	2:34.11	56.41s (0)	28.41s (0)
9 LEFT A TERROR	3	4.3m	2:34.42	56.41s (0)	28.38s (0)
6 BRIDGET BLUE CHIP	4	4.6m	2:34.44	55.77s (1)	27.96s (2)
4 TRUE CONFESSIONS	5	4.9m	2:34.47	56.10s (1)	28.27s (1)
3 MONTANA CHIEF	6	6.1m	2:34.56	56.22s (0)	28.18s (0)
5 OUR BONDI BEACH	7	7.2m	2:34.64	55.97s (0)	27.93s (0)
7 JAMES DEAN	8	7.5m	2:34.66	55.68s (1)	27.88s (1)

Finish Position and metres gained from 800m



Sectionals
Powered by

PJ HARNESS ANALYSER **NEW**

Learn the power of sectionals

Check us out at www.pjdata.com.au

The Racing Queensland Board (trading as Racing Queensland) and provider are not responsible for the completeness or accuracy of any of the information contained herein, and makes no representations about its suitability for any purpose.

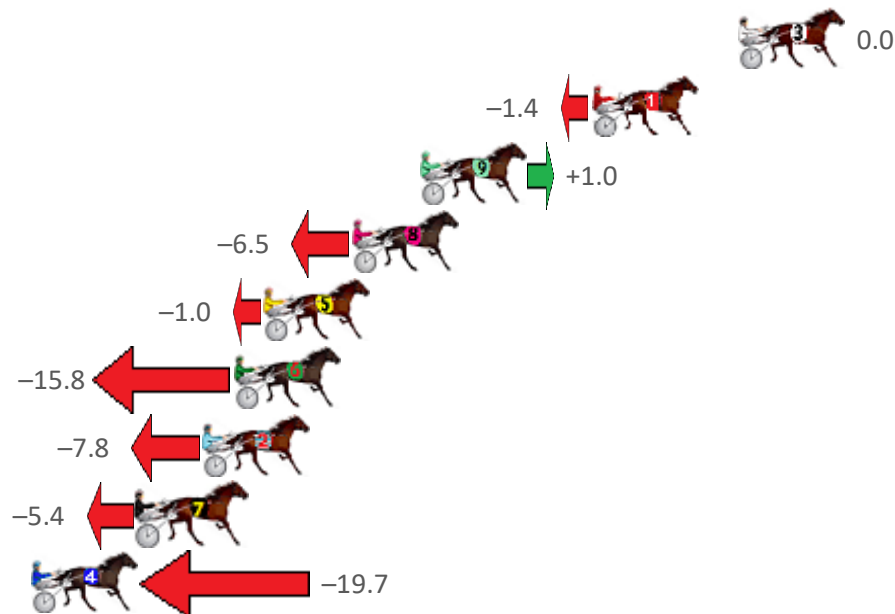
Albion Park Race 5 Distance 1660m

Saturday, 26 December 2020

Gross Time: 1:58.90 MileRate: 1:55.20 LeadTime: 3.60s First Qtr: 28.50s Second Qtr: 31.40s Third Qtr: 28.40s Fourth Qtr: 27.00s

NoHorse	Plc	Margin	Time	800Time (W)	400 Time (W)
3 ALWAYS A SECRET	1	0.0m	1:58.90	55.40s (0)	27.00s (0)
1 JUST JOSHIN	2	5.8m	1:59.31	55.50s (0)	27.07s (0)
9 BOMB SUIT	3	12.6m	1:59.80	55.33s (1)	26.91s (2)
8 CONVAIR HUSTLER	4	15.3m	1:59.99	55.85s (0)	27.34s (0)
5 SONNY ORLANDO	5	18.8m	2:00.24	55.47s (0)	27.11s (0)
6 LIVING GRAND	6	20.0m	2:00.32	56.49s (1)	28.01s (1)
2 RNR WINDERMERE	7	21.2m	2:00.41	55.94s (0)	27.70s (1)
7 B MAC C	8	23.8m	2:00.59	55.77s (1)	27.36s (1)
4 VIEWBYTHEROCK	9	28.7m	2:00.94	56.76s (1)	28.28s (2)

Finish Position and metres gained from 800m



Sectionals
Powered by

PJ HARNES ANALYSER **NEW**

Learn the power of sectionals

Check us out at www.pjdata.com.au

The Racing Queensland Board (trading as Racing Queensland) and provider are not responsible for the completeness or accuracy of any of the information contained herein, and makes no representations about its suitability for any purpose.

Albion Park Race 6 Distance 1660m

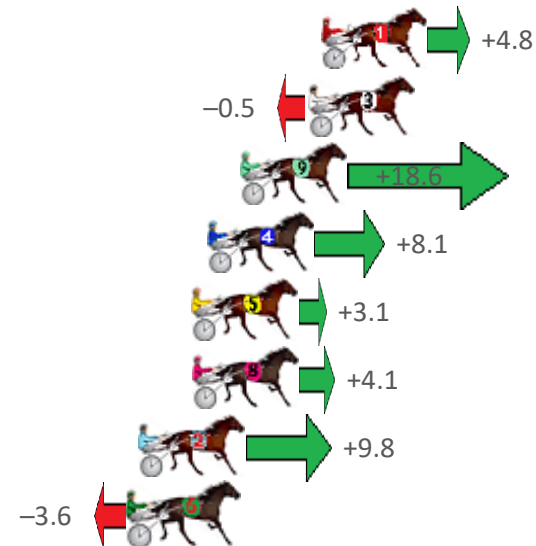
Saturday, 26 December 2020

Gross Time: 1:57.60 MileRate: 1:54.00 LeadTime: 3.60s First Qtr: 26.90s Second Qtr: 29.40s Third Qtr: 28.60s Fourth Qtr: 29.10s

NoHorse	Plc	Margin	Time	800Time (W)	400 Time (W)
1 ARTHUR LOWE	1	0.0m	1:57.60	57.36s (0)	28.77s (0)
3 ITZ BETTOR TO WIN	2	0.5m	1:57.64	57.74s (0)	29.14s (0)
9 WINKANDITSOVER	3	3.2m	1:57.84	56.37s (1)	29.17s (2)
4 SO KOOL MASTER	4	4.5m	1:57.94	57.12s (1)	28.67s (2)
5 SIR JULIAN	5	5.1m	1:57.99	57.48s (1)	28.86s (1)
8 INVINCIBLE LOXTON	6	5.1m	1:57.99	57.41s (0)	28.83s (0)
2 CLARKEY	7	7.2m	1:58.15	57.00s (1)	28.55s (1)
6 SPARKLING COLLECT	8	7.6m	1:58.18	57.96s (1)	29.43s (1)
7 SMOKEY QUARTZ	9	26.5m	1:59.62	57.74s (2)	29.64s (0)



Finish Position and metres gained from 800m



Sectionals
Powered by

PJ HARNESS ANALYSER **NEW**

Learn the power of sectionals

Check us out at www.pjdata.com.au

The Racing Queensland Board (trading as Racing Queensland) and provider are not responsible for the completeness or accuracy of any of the information contained herein, and makes no representations about its suitability for any purpose.

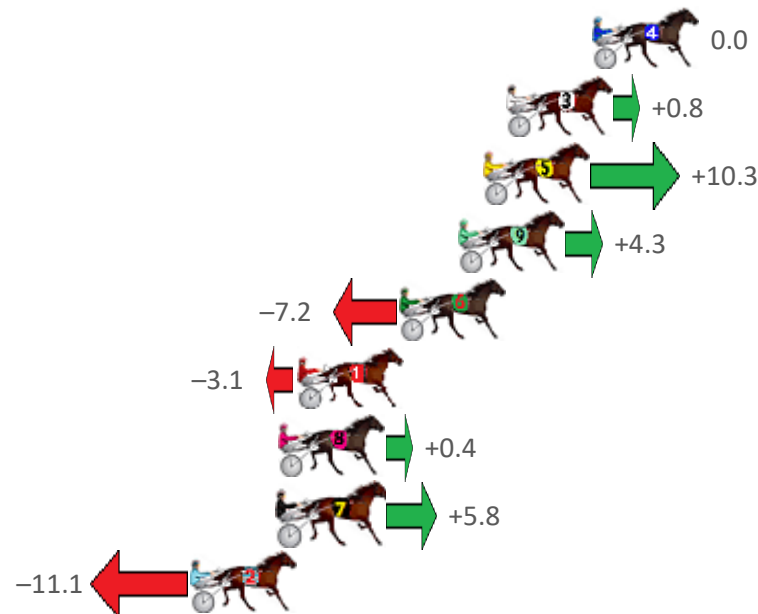
Albion Park Race 7 Distance 2138m

Saturday, 26 December 2020

Gross Time: 2:35.10 MileRate: 1:56.80 LeadTime: 37.30s First Qtr: 30.50s Second Qtr: 31.20s Third Qtr: 29.10s Fourth Qtr: 27.00s

NoHorse	Plc	Margin	Time	800Time (W)	400 Time (W)
4 LETS KATCHMEIFUCAN	1	0.0m	2:35.10	56.10s (0)	27.00s (0)
3 TACTICAL RESPONSE	2	3.4m	2:35.34	56.04s (0)	26.93s (0)
5 SPEEDY DOMINIC	3	4.3m	2:35.41	55.38s (1)	26.55s (2)
9 COURAGEOUS SAINT	4	5.3m	2:35.48	55.80s (1)	26.94s (2)
6 NURBURGRING	5	7.6m	2:35.64	56.60s (1)	27.47s (1)
1 RIVERLEIGH ROCKET	6	11.7m	2:35.93	56.32s (0)	27.19s (0)
8 ELMS CREEK	7	12.4m	2:35.98	56.07s (0)	26.96s (0)
7 COMMODORE JUJON	8	12.4m	2:35.98	55.70s (0)	27.05s (1)
2 EL GRAN SENOR	9	15.9m	2:36.23	56.87s (1)	27.70s (1)

Finish Position and metres gained from 800m



Sectionals
Powered by

PJ HARNESS ANALYSER **NEW**

Learn the power of sectionals

Check us out at www.pjdata.com.au

The Racing Queensland Board (trading as Racing Queensland) and provider are not responsible for the completeness or accuracy of any of the information contained herein, and makes no representations about its suitability for any purpose.

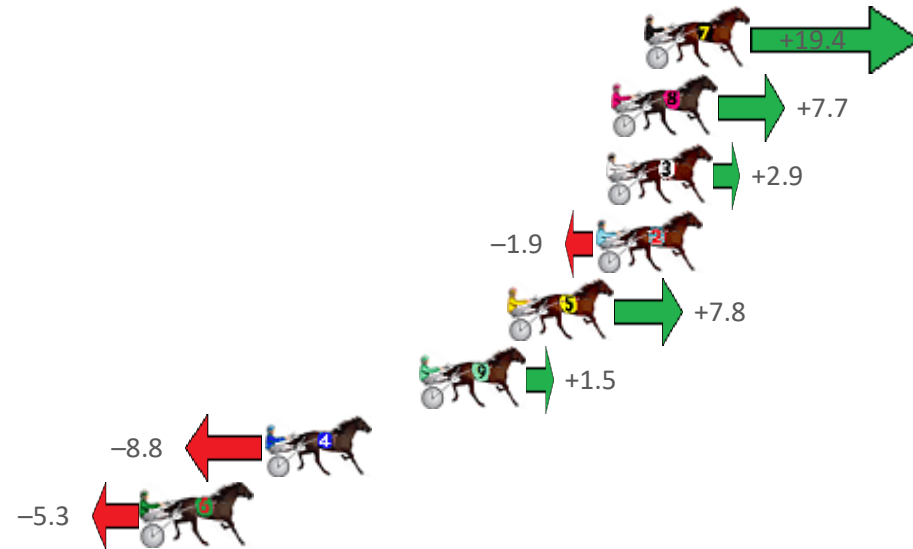
Albion Park Race 8 Distance 1660m

Saturday, 26 December 2020

Gross Time: 1:58.50 MileRate: 1:54.80 LeadTime: 3.60s First Qtr: 27.50s Second Qtr: 31.70s Third Qtr: 27.80s Fourth Qtr: 27.90s

NoHorse	Plc	Margin	Time	800Time (W)	400 Time (W)
7 PELOSI	1	0.0m	1:58.50	54.36s (1)	27.33s (2)
8 JOANNIES GIRL	2	1.3m	1:58.60	55.17s (0)	27.34s (0)
3 MILLWOOD TILLY	3	1.5m	1:58.61	55.50s (0)	27.66s (0)
2 NIMAH FRANCO	4	1.9m	1:58.64	55.83s (0)	28.03s (0)
5 ALE ALE KAI	5	5.4m	1:58.90	55.16s (0)	27.30s (0)
9 GODDESS JUJON	6	8.9m	1:59.15	55.60s (1)	27.98s (1)
4 FEEL LIKE DANCIN	7	15.0m	1:59.60	56.31s (1)	28.69s (1)
6 SWEET AS	8	19.9m	1:59.96	56.07s (1)	28.45s (1)

Finish Position and metres gained from 800m



Sectionals
Powered by

PJ HARNESS ANALYSER **NEW**

Learn the power of sectionals

Check us out at www.pjdata.com.au

The Racing Queensland Board (trading as Racing Queensland) and provider are not responsible for the completeness or accuracy of any of the information contained herein, and makes no representations about its suitability for any purpose.

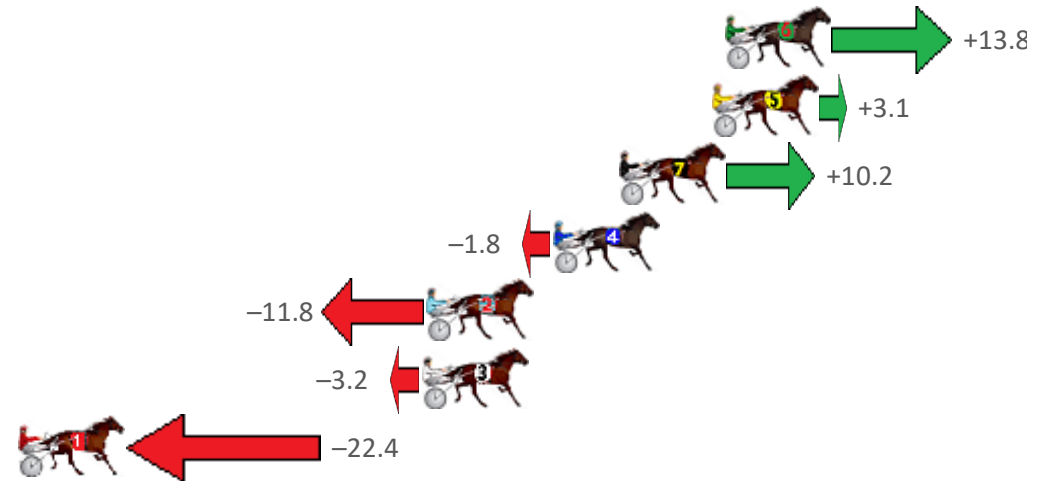
Albion Park Race 9 Distance 2647m

Saturday, 26 December 2020

Gross Time: 3:20.50 MileRate: 2:00.50 LeadTime: 80.90s First Qtr: 29.80s Second Qtr: 30.60s Third Qtr: 29.30s Fourth Qtr: 29.90s

NoHorse	Plc	Margin	Time	800Time (W)	400 Time (W)
6 GARLAND GREENE	1	0.0m	3:20.50	58.18s (1)	29.08s (2)
5 NEEDABACARDI	2	0.5m	3:20.54	58.97s (1)	29.94s (1)
7 GEE UP NEDDY	3	4.2m	3:20.83	58.45s (0)	29.07s (1)
4 MAJESTIC ESS JAY	4	6.8m	3:21.03	59.33s (0)	30.08s (0)
2 TORFINO MIST	5	11.8m	3:21.42	60.07s (0)	30.78s (0)
3 BD KHAOSAN	6	12.0m	3:21.44	59.44s (1)	30.27s (1)
1 IN THE VALLEY	7	32.6m	3:23.05	60.85s (0)	31.52s (0)

Finish Position and metres gained from 800m



Sectionals
Powered by

PJ HARNESS ANALYSER **NEW**

Learn the power of sectionals

Check us out at www.pjdata.com.au

The Racing Queensland Board (trading as Racing Queensland) and provider are not responsible for the completeness or accuracy of any of the information contained herein, and makes no representations about its suitability for any purpose.

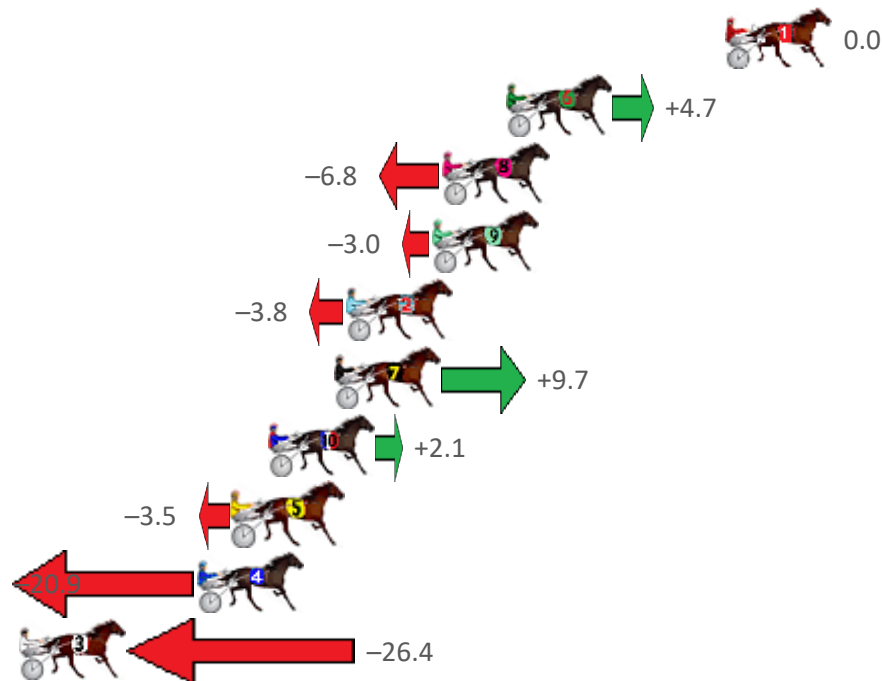
Albion Park Race 10 Distance 1660m

Saturday, 26 December 2020

Gross Time: 1:57.80 MileRate: 1:54.20 LeadTime: 3.50s First Qtr: 28.30s Second Qtr: 29.10s Third Qtr: 28.50s Fourth Qtr: 28.40s

NoHorse	Plc	Margin	Time	800Time (W)	400 Time (W)
1 GOING FOR GOLD	1	0.0m	1:57.80	56.90s (0)	28.40s (0)
6 ARMA AUGUSTUS	2	8.7m	1:58.45	56.57s (0)	27.94s (0)
8 BUKTHSYSTEM	3	11.2m	1:58.64	57.38s (0)	28.81s (0)
9 DONNY JONES	4	11.6m	1:58.67	57.11s (0)	28.50s (0)
2 KETTERING GIRL	5	15.0m	1:58.92	57.17s (1)	28.23s (1)
7 HEADWIN	6	15.5m	1:58.96	56.21s (1)	27.98s (2)
10 HIGH ON MONTANA	7	18.1m	1:59.15	56.75s (1)	28.55s (2)
5 HIT THE TRACK	8	19.5m	1:59.25	57.15s (1)	28.96s (2)
4 KOTARE ELITE	9	20.9m	1:59.36	58.38s (1)	29.72s (1)
3 ONYAJANS	10	33.0m	2:00.26	58.77s (1)	29.83s (1)

Finish Position and metres gained from 800m



Sectionals
Powered by

PJ HARNES ANALYSER **NEW**

Learn the power of sectionals

Check us out at www.pjdata.com.au

The Racing Queensland Board (trading as Racing Queensland) and provider are not responsible for the completeness or accuracy of any of the information contained herein, and makes no representations about its suitability for any purpose.