

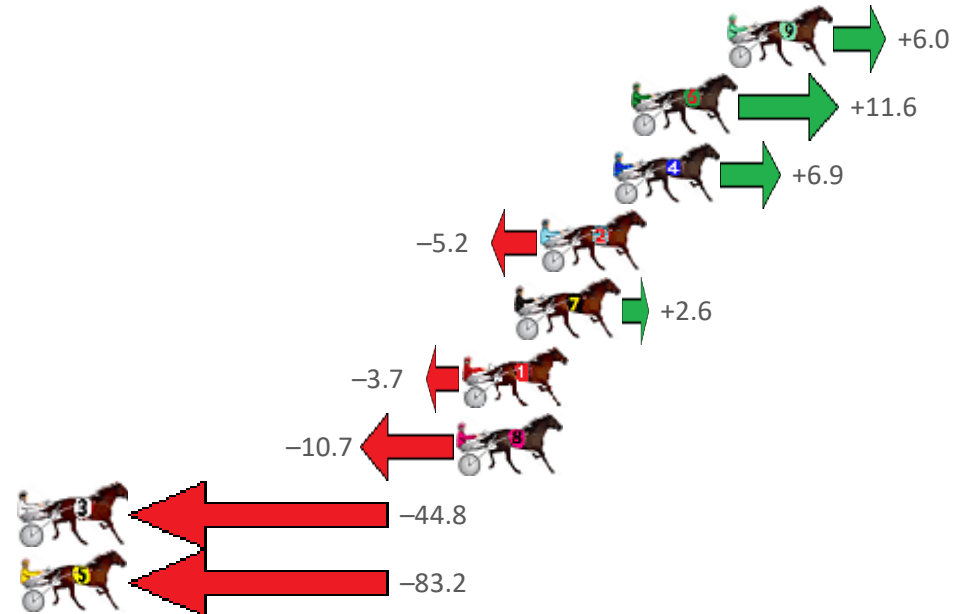
Redcliffe Race 1 Distance 1780m

Wednesday, 20 January 2021

Gross Time: 2:11.10 MileRate: 1:58.60 LeadTime: 11.10s First Qtr: 29.90s Second Qtr: 30.60s Third Qtr: 29.90s Fourth Qtr: 29.60s

NoHorse	Plc	Margin	Time	800Time (W)	400 Time (W)
9 CONVAIR HUSTLER	1	0.0m	2:11.10	59.06s (2)	29.36s (3)
6 TACT BESS	2	3.8m	2:11.39	58.64s (0)	29.34s (2)
4 HIGHVIEW FREDDY	3	4.5m	2:11.45	58.99s (1)	29.27s (3)
2 BURMACH	4	7.4m	2:11.67	59.88s (0)	30.14s (0)
7 GANGBUSTER	5	8.4m	2:11.75	59.31s (0)	29.57s (0)
1 SPRINGFIELD SPIRIT	6	10.5m	2:11.91	59.77s (0)	30.03s (0)
8 NIKALONG HENRY	7	10.7m	2:11.93	60.29s (2)	30.14s (2)
3 LOYOLA TRIOS	8	47.4m	2:14.78	62.81s (1)	32.82s (1)
5 HARPAGUS	9	183.2m	2:25.31	65.65s (0)	33.51s (0)

Finish Position and metres gained from 800m



Sectionals
Powered by

PJ HARNESS ANALYSER **NEW**

Learn the power of sectionals

Check us out at www.pjdata.com.au

The Racing Queensland Board (trading as Racing Queensland) and provider are not responsible for the completeness or accuracy of any of the information contained herein, and makes no representations about its suitability for any purpose.

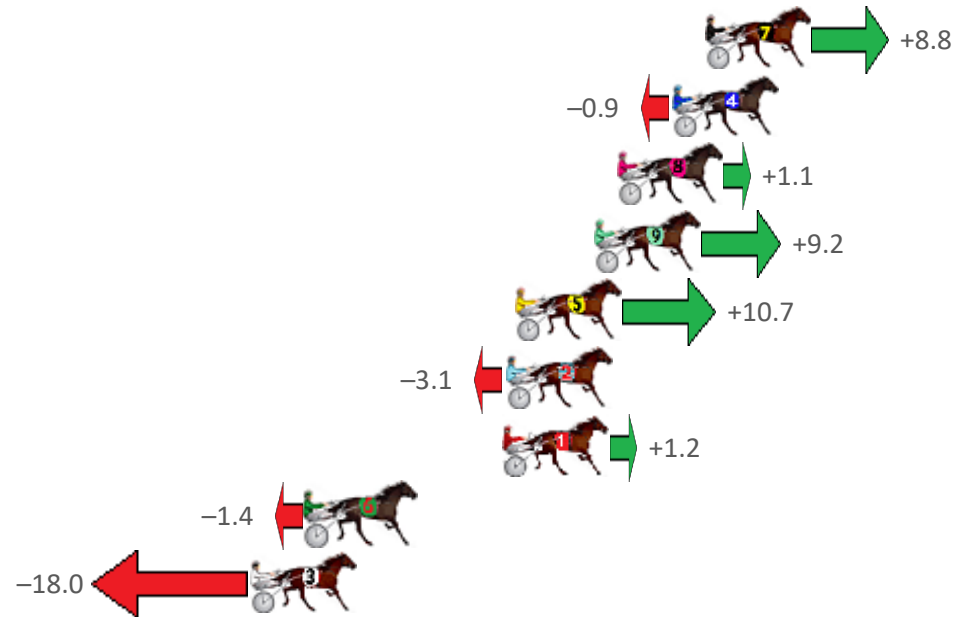
Redcliffe Race 2 Distance 2040m

Wednesday, 20 January 2021

Gross Time: 2:29.90 MileRate: 1:58.30 LeadTime: 31.30s First Qtr: 30.50s Second Qtr: 29.50s Third Qtr: 29.00s Fourth Qtr: 29.60s

NoHorse	Plc	Margin	Time	800Time (W)	400 Time (W)
7 ALE ALE KAI	1	0.0m	2:29.90	57.96s (1)	28.97s (2)
4 RUM DELIGHT	2	1.3m	2:30.00	58.67s (1)	29.62s (1)
8 VENUS JUJON	3	3.5m	2:30.17	58.52s (1)	29.52s (2)
9 ONLY IN ROME	4	4.4m	2:30.24	57.93s (1)	28.98s (2)
5 SONNY SAVEAO	5	7.5m	2:30.48	57.82s (1)	28.90s (1)
2 MAFFIOSO GIRL	6	7.9m	2:30.51	58.83s (0)	29.86s (0)
1 HOLDINGNO CURRENCY	7	8.0m	2:30.52	58.51s (0)	29.56s (0)
6 KIAMASROSIE	8	15.8m	2:31.13	58.70s (0)	29.79s (0)
3 ADRENALINE RUSH	9	18.0m	2:31.30	59.91s (0)	30.92s (0)

Finish Position and metres gained from 800m



Sectionals
Powered by

PJ HARNESS ANALYSER **NEW**

Learn the power of sectionals

Check us out at www.pjdata.com.au

The Racing Queensland Board (trading as Racing Queensland) and provider are not responsible for the completeness or accuracy of any of the information contained herein, and makes no representations about its suitability for any purpose.

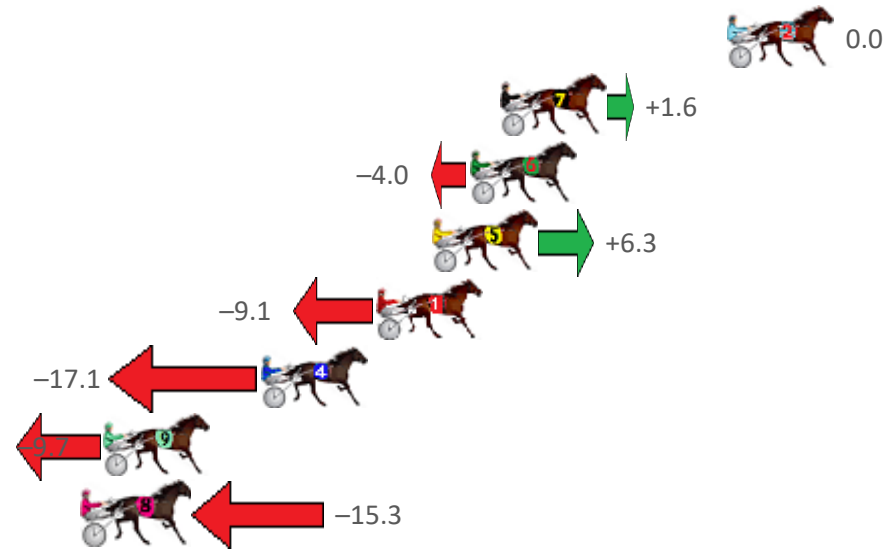
Redcliffe Race 3 Distance 1780m

Wednesday, 20 January 2021

Gross Time: 2:09.90 MileRate: 1:57.40 LeadTime: 11.60s First Qtr: 30.60s Second Qtr: 29.70s Third Qtr: 28.80s Fourth Qtr: 29.20s

No	Horse	Plc	Margin	Time	800Time (W)	400 Time (W)
2	ROUSEY	1	0.0m	2:09.90	58.00s (0)	29.20s (0)
7	IFOUNDTHEBEACH	2	9.0m	2:10.59	57.88s (1)	28.95s (2)
6	MAYWYNS JEWEL	3	10.2m	2:10.68	58.29s (1)	29.36s (2)
5	OUR ULTIMATE HANNA	4	11.7m	2:10.80	57.55s (0)	29.16s (1)
1	EULO FLYER	5	13.9m	2:10.96	58.66s (0)	29.86s (0)
4	WOODLANDS WONDER	6	18.5m	2:11.32	59.23s (1)	30.22s (1)
9	VIEWBYTHEROCK	7	24.7m	2:11.79	58.70s (1)	29.73s (2)
8	LA PISTOLA	8	25.5m	2:11.85	59.10s (0)	30.21s (0)

Finish Position and metres gained from 800m



Sectionals
Powered by

PJ HARNESS ANALYSER **NEW**

Learn the power of sectionals

Check us out at www.pjdata.com.au

The Racing Queensland Board (trading as Racing Queensland) and provider are not responsible for the completeness or accuracy of any of the information contained herein, and makes no representations about its suitability for any purpose.

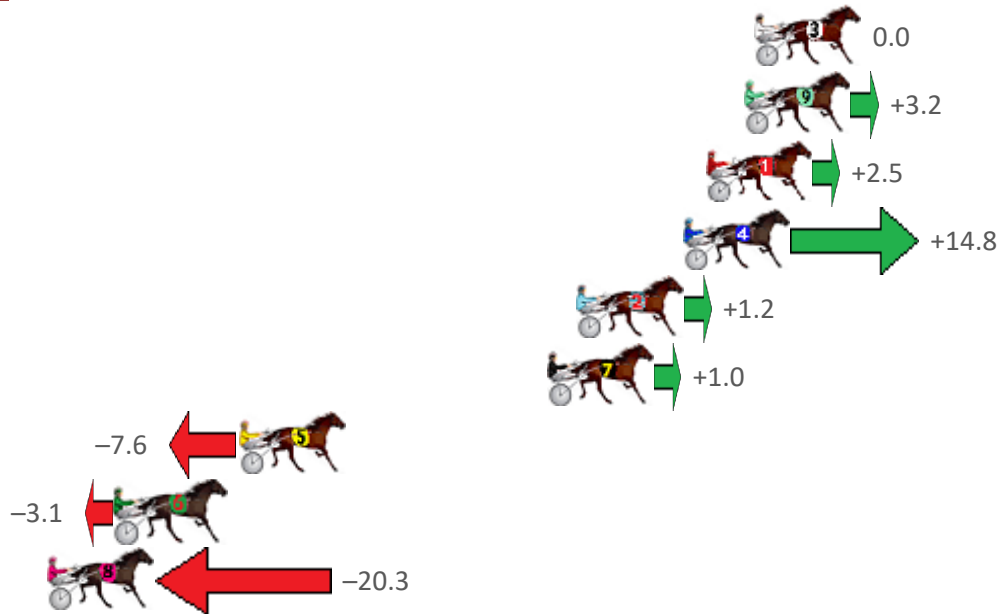
Redcliffe Race 4 Distance 1780m

Wednesday, 20 January 2021

Gross Time: 2:12.40 MileRate: 1:59.70 LeadTime: 11.90s First Qtr: 29.90s Second Qtr: 31.40s Third Qtr: 29.80s Fourth Qtr: 29.40s

NoHorse	Plc	Margin	Time	800Time (W)	400 Time (W)
3 DARBY BRIGHTS	1	0.0m	2:12.40	59.20s (0)	29.40s (0)
9 GUY LOOKS GOOD	2	0.4m	2:12.43	58.96s (1)	29.39s (1)
1 DUKE	3	1.9m	2:12.55	59.02s (0)	29.23s (0)
4 NON PASSARE	4	2.8m	2:12.62	58.11s (1)	28.86s (2)
2 BETTING BARON	5	7.0m	2:12.94	59.11s (1)	29.43s (1)
7 ROBINMEGOOD	6	8.2m	2:13.03	59.13s (0)	29.33s (0)
5 SHESA PEARLA	7	20.4m	2:13.97	59.76s (1)	30.06s (1)
6 HIGHMORALGROUND	8	25.3m	2:14.35	59.43s (1)	29.80s (1)
8 STRAYTOTHEPOOLROO	9	34.1m	2:15.03	60.69s (0)	30.84s (0)

Finish Position and metres gained from 800m



Sectionals
Powered by

PJ HARNESS ANALYSER **NEW**

Learn the power of sectionals

Check us out at www.pjdata.com.au

The Racing Queensland Board (trading as Racing Queensland) and provider are not responsible for the completeness or accuracy of any of the information contained herein, and makes no representations about its suitability for any purpose.


Redcliffe Race 5 Distance 1780m

Wednesday, 20 January 2021

Gross Time: 2:13.80 MileRate: 2:00.90 LeadTime: 11.70s First Qtr: 31.60s Second Qtr: 31.80s Third Qtr: 29.70s Fourth Qtr: 29.00s

NoHorse	Plc	Margin	Time	800Time (W)	400 Time (W)
3 WESTERN SHOWGIRL	1	0.0m	2:13.80	58.70s (0)	29.00s (0)
1 TORQUE TO THE MAX	2	4.7m	2:14.16	58.74s (0)	28.92s (0)
6 ALL GOOD WALLY	3	5.2m	2:14.20	59.04s (1)	29.10s (1)
8 SIGNOR JUJON	4	7.9m	2:14.40	58.56s (1)	28.70s (2)
4 ATOMIC BOMBSHELL	5	8.7m	2:14.46	58.30s (1)	28.34s (1)
5 OUR LITTLE GIRL	6	9.4m	2:14.52	58.99s (1)	29.03s (1)
2 SHESFEELINPRECIOUS	7	10.5m	2:14.60	58.55s (0)	28.66s (0)
7 BARBOO	8	11.3m	2:14.66	58.91s (0)	29.05s (0)
9 LOVE YOUR WORK	9	14.3m	2:14.89	58.39s (0)	28.55s (0)

Finish Position and metres gained from 800m



Sectionals
Powered by

PJ HARNESS ANALYSER **NEW**

Learn the power of sectionals

Check us out at www.pjdata.com.au

The Racing Queensland Board (trading as Racing Queensland) and provider are not responsible for the completeness or accuracy of any of the information contained herein, and makes no representations about its suitability for any purpose.

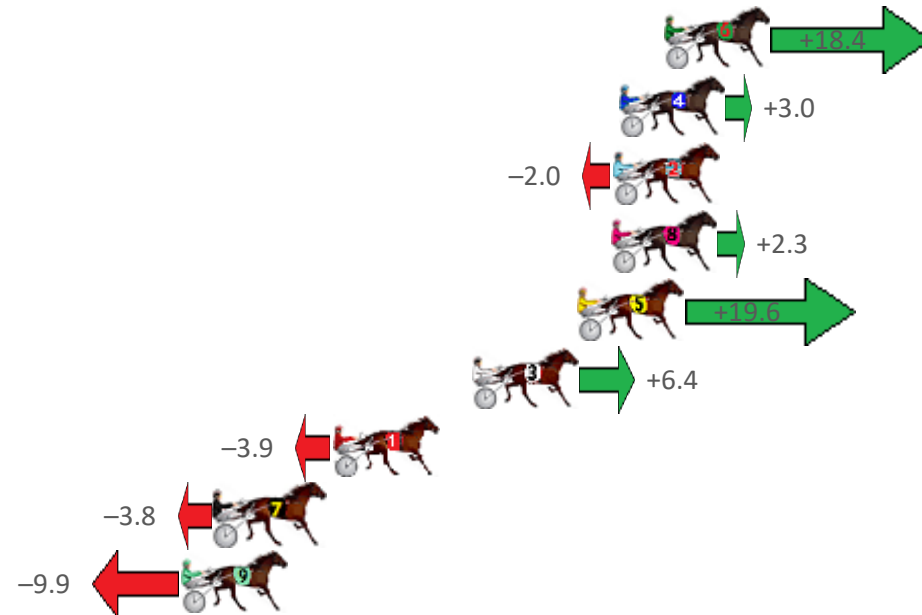
Redcliffe Race 6 Distance 1780m

Wednesday, 20 January 2021

Gross Time: 2:14.40 MileRate: 2:01.50 LeadTime: 11.50s First Qtr: 30.20s Second Qtr: 31.50s Third Qtr: 30.30s Fourth Qtr: 30.90s

NoHorse	Plc	Margin	Time	800Time (W)	400 Time (W)
6 TILDALYN	1	0.0m	2:14.40	59.80s (1)	29.87s (2)
4 GIGANTIC JASPER	2	1.8m	2:14.55	60.97s (0)	30.65s (0)
2 IMA REGAL JET	3	2.0m	2:14.56	61.35s (0)	31.05s (0)
8 MELTON LUCKY	4	2.1m	2:14.57	61.03s (1)	30.86s (1)
5 MAKINMEFEELGOOD	5	3.4m	2:14.67	59.71s (1)	30.55s (2)
3 MANY DELIGHTS	6	7.6m	2:15.01	60.71s (1)	30.47s (1)
1 CHASIN DREAMZ	7	13.1m	2:15.46	61.50s (0)	31.15s (0)
7 ARTISTIC HUMMA	8	17.8m	2:15.84	61.49s (0)	31.15s (0)
9 TRENTLEIGH	9	19.1m	2:15.94	61.95s (1)	31.68s (1)

Finish Position and metres gained from 800m



Sectionals
Powered by

PJ HARNESS ANALYSER **NEW**

Learn the power of sectionals

Check us out at www.pjdata.com.au

The Racing Queensland Board (trading as Racing Queensland) and provider are not responsible for the completeness or accuracy of any of the information contained herein, and makes no representations about its suitability for any purpose.

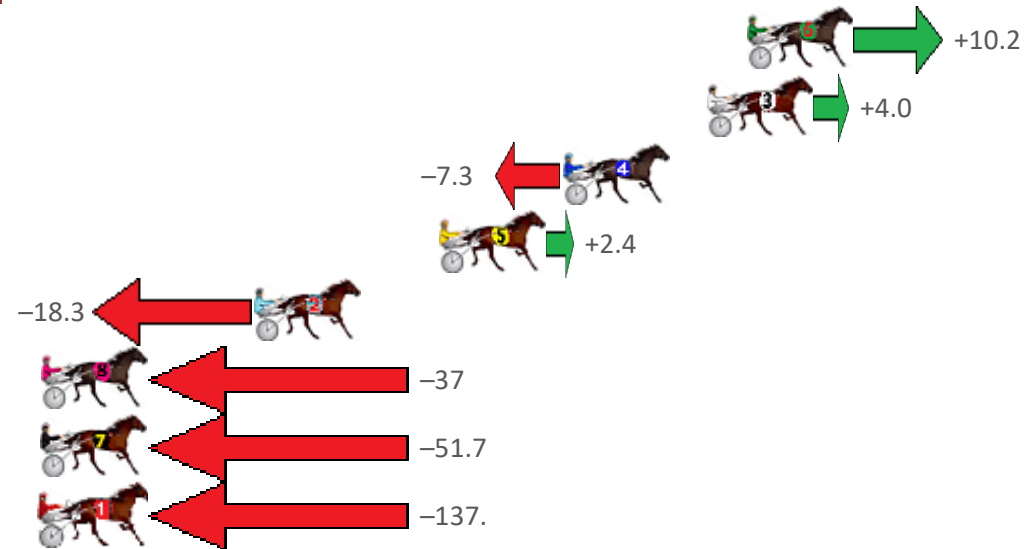
Redcliffe Race 7 Distance 1780m

Wednesday, 20 January 2021

Gross Time: 2:12.20 MileRate: 1:59.60 LeadTime: 11.50s First Qtr: 29.60s Second Qtr: 30.50s Third Qtr: 30.00s Fourth Qtr: 30.60s

NoHorse	Plc	Margin	Time	800Time (W)	400 Time (W)
6 COUNTRY RUN	1	0.0m	2:12.20	59.83s (1)	29.84s (1)
3 MANOFLISA	2	1.6m	2:12.33	60.30s (1)	30.33s (1)
4 MIDNIGHT QUEEN	3	7.3m	2:12.78	61.15s (0)	31.16s (0)
5 MAYWYNS HONEY	4	12.2m	2:13.18	60.42s (1)	30.39s (1)
2 CLARES FOOL	5	19.5m	2:13.76	61.98s (1)	31.64s (0)
8 MELTON MAX GENTLE	6	52.2m	2:16.38	63.39s (0)	32.96s (1)
7 GRINYDONTCHA	7	62.1m	2:17.17	64.49s (0)	33.59s (0)
1 ITMIGHTBEYOU	8	143.3m	2:23.67	70.94s (0)	40.12s (0)

Finish Position and metres gained from 800m



Sectionals
Powered by

PJ HARNES ANALYSER **NEW**

Learn the power of sectionals

Check us out at www.pjdata.com.au

The Racing Queensland Board (trading as Racing Queensland) and provider are not responsible for the completeness or accuracy of any of the information contained herein, and makes no representations about its suitability for any purpose.

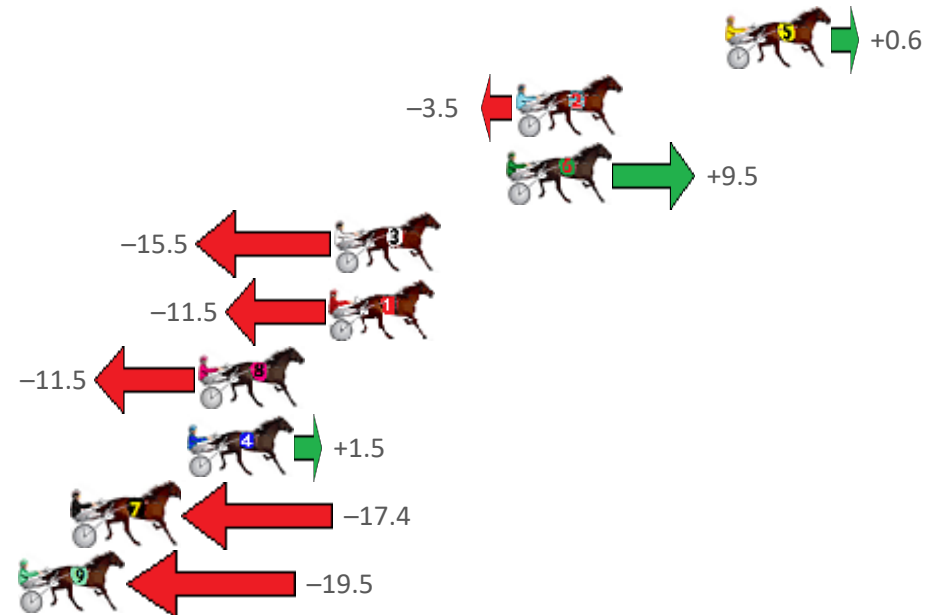
Redcliffe Race 8 Distance 1780m

Wednesday, 20 January 2021

Gross Time: 2:14.30 MileRate: 2:01.50 LeadTime: 11.40s First Qtr: 31.80s Second Qtr: 31.80s Third Qtr: 29.70s Fourth Qtr: 29.60s

No	Horse	Plc	Margin	Time	800Time (W)	400 Time (W)
5	FORTYFIVE ROCK	1	0.0m	2:14.30	59.26s (1)	29.60s (1)
2	MUSTANG DUDE	2	8.3m	2:14.94	59.56s (1)	29.87s (1)
6	RAYONG PRINCESS	3	8.7m	2:14.98	58.60s (1)	29.67s (2)
3	ELLE JAY	4	15.5m	2:15.50	60.44s (0)	30.55s (0)
1	STAR OF WONDER	5	15.7m	2:15.52	60.15s (0)	30.24s (0)
8	ROLLON TWICE	6	20.9m	2:15.92	60.15s (1)	30.36s (1)
4	KID CALVERT	7	21.3m	2:15.95	59.19s (1)	30.14s (2)
7	MILWAUKEE SUNRISE	8	25.8m	2:16.30	60.58s (0)	30.67s (0)
9	FREMARKSINDI	9	33.1m	2:16.87	60.74s (1)	30.83s (1)

Finish Position and metres gained from 800m



Sectionals
Powered by

PJ HARNESS ANALYSER **NEW**

Learn the power of sectionals

Check us out at www.pjdata.com.au

The Racing Queensland Board (trading as Racing Queensland) and provider are not responsible for the completeness or accuracy of any of the information contained herein, and makes no representations about its suitability for any purpose.

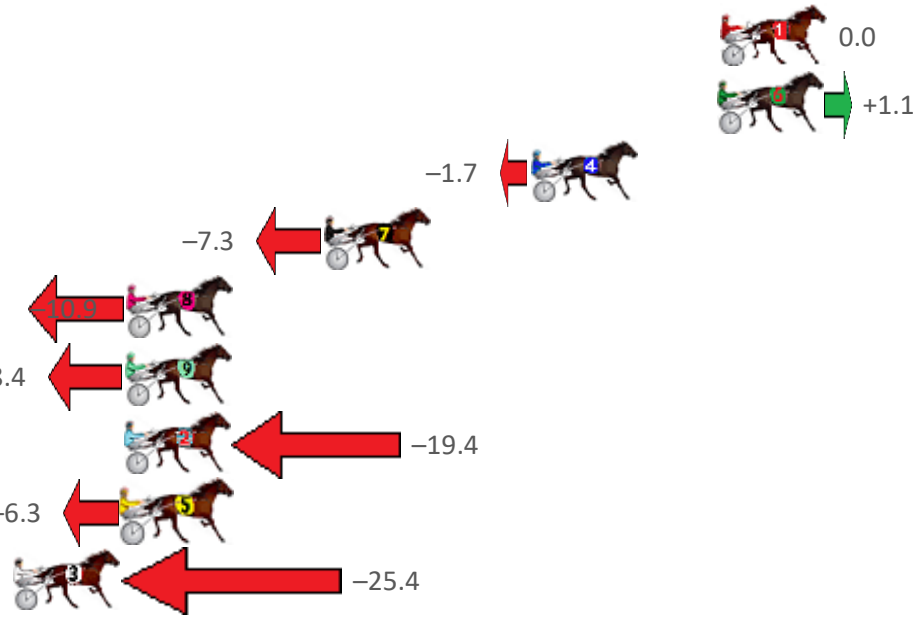
Redcliffe Race 9 Distance 1780m

Wednesday, 20 January 2021

Gross Time: 2:14.70 MileRate: 2:01.80 LeadTime: 12.00s First Qtr: 31.70s Second Qtr: 32.90s Third Qtr: 29.60s Fourth Qtr: 28.50s

NoHorse	Plc	Margin	Time	800Time (W)	400 Time (W)
1 AMANDER	1	0.0m	2:14.70	58.10s (0)	28.50s (0)
6 MYKINDOFFEELING	2	0.1m	2:14.71	58.02s (1)	28.48s (1)
4 TYPHOON TORQUE	3	7.5m	2:15.26	58.22s (1)	28.63s (1)
7 TUESDAYS COURAGE	4	15.7m	2:15.88	58.63s (0)	28.90s (0)
8 DATSINAHURRI	5	23.5m	2:16.46	58.89s (0)	28.82s (0)
9 JOY MAKER	6	23.6m	2:16.47	58.71s (1)	28.78s (1)
2 GIDUP DARCY	7	23.6m	2:16.47	59.50s (0)	29.78s (0)
5 AURORA ROSE	8	23.7m	2:16.47	58.55s (0)	28.46s (1)
3 CATCH THE BOUQUET	9	35.4m	2:17.35	59.93s (1)	29.92s (1)

Finish Position and metres gained from 800m



Sectionals
Powered by

The Racing Queensland Board (trading as Racing Queensland) and provider are not responsible for the completeness or accuracy of any of the information contained herein, and makes no representations about its suitability for any purpose.

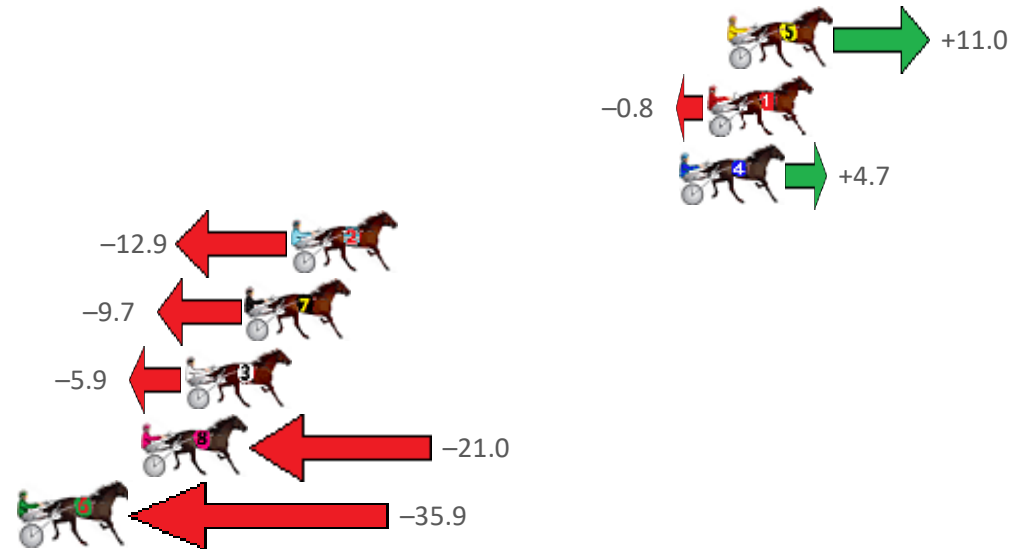
Redcliffe Race 10 Distance 1780m

Wednesday, 20 January 2021

Gross Time: 2:14.60 MileRate: 2:01.70 LeadTime: 11.30s First Qtr: 31.10s Second Qtr: 31.30s Third Qtr: 30.40s Fourth Qtr: 30.50s

NoHorse	Plc	Margin	Time	800Time (W)	400 Time (W)
5 LAKER	1	0.0m	2:14.60	60.07s (1)	29.88s (3)
1 CRIME BOSS	2	0.8m	2:14.66	60.96s (0)	30.56s (0)
4 FIRE EYES	3	1.9m	2:14.75	60.54s (1)	30.11s (2)
2 POPEYE RUSSELL	4	17.3m	2:15.98	61.88s (0)	31.46s (0)
7 OUR DOLLY	5	19.1m	2:16.12	61.63s (0)	31.21s (0)
3 DIG DEEP	6	21.5m	2:16.32	61.35s (0)	30.96s (0)
8 SHESFEELINSPECIAL	7	23.2m	2:16.45	62.49s (1)	31.94s (1)
6 IAM ROCHELLES ART	8	52.1m	2:18.76	63.62s (1)	33.06s (1)

Finish Position and metres gained from 800m



Sectionals
Powered by

PJ HARNES ANALYSER **NEW**

Learn the power of sectionals

Check us out at www.pjdata.com.au

The Racing Queensland Board (trading as Racing Queensland) and provider are not responsible for the completeness or accuracy of any of the information contained herein, and makes no representations about its suitability for any purpose.