

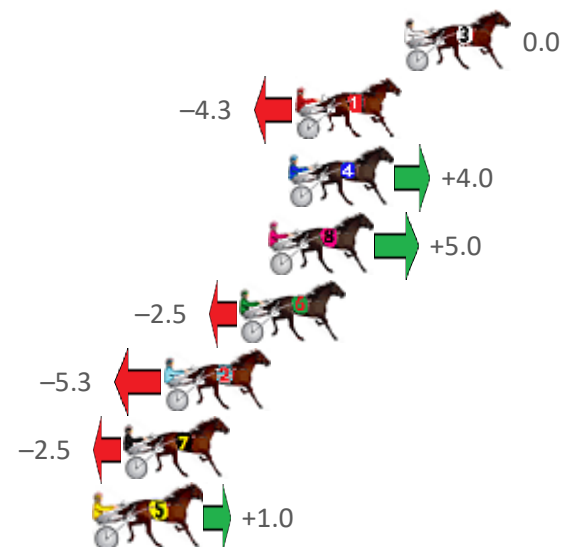
# Albion Park Race 1 Distance 2138m

Friday, 5 February 2021

Gross Time: 2:42.70 MileRate: 2:02.50 LeadTime: 43.20s First Qtr: 31.10s Second Qtr: 30.90s Third Qtr: 28.80s Fourth Qtr: 28.70s

NoHorse	Plc	Margin	Time	800Time (W)	400 Time (W)
3 ALADDIN SANE	1	0.0m	2:42.70	57.50s (1)	28.70s (1)
1 ROSEHILL MAGIC	2	4.3m	2:43.02	57.81s (0)	28.91s (0)
4 MUSCULUS	3	4.6m	2:43.05	57.21s (1)	28.43s (2)
8 DOUG	4	5.4m	2:43.11	57.14s (2)	28.84s (2)
6 MATATOKI	5	6.5m	2:43.19	57.68s (1)	28.79s (1)
2 THE REAPER	6	9.5m	2:43.42	57.88s (0)	28.92s (0)
7 TORFINO MIST	7	11.1m	2:43.54	57.68s (0)	28.69s (0)
5 REDRIVERDEBBA	8	12.2m	2:43.62	57.43s (1)	28.81s (3)

Finish Position and metres gained from 800m



Sectionals  
Powered by

**PJ HARNESS ANALYSER** **NEW**

Learn the power of sectionals

Check us out at [www.pjdata.com.au](http://www.pjdata.com.au)

The Racing Queensland Board (trading as Racing Queensland) and provider are not responsible for the completeness or accuracy of any of the information contained herein, and makes no representations about its suitability for any purpose.

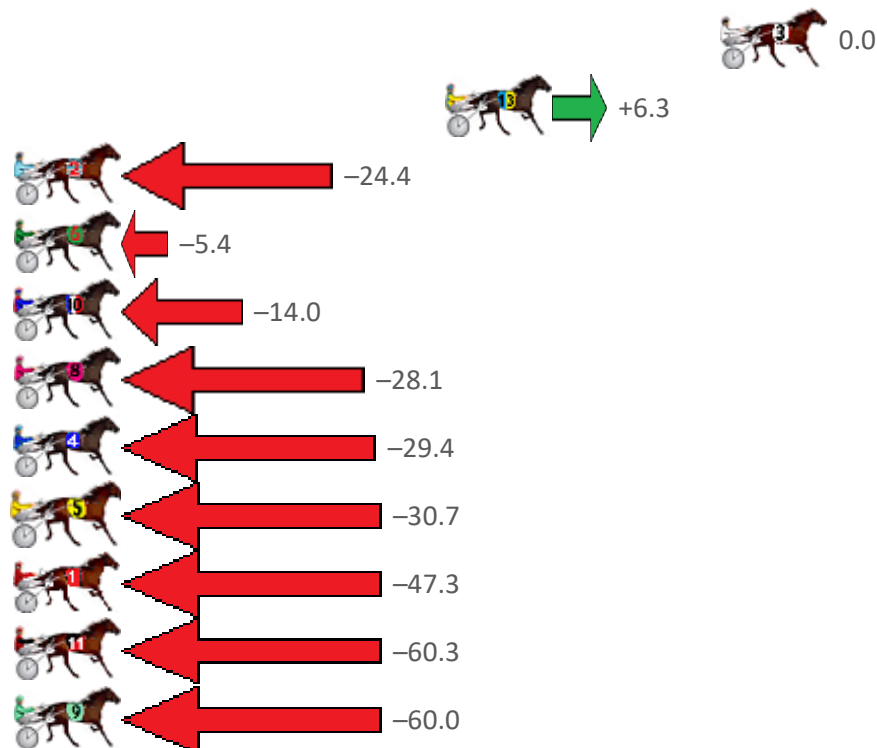
# Albion Park Race 2 Distance 2138m

Friday, 5 February 2021

Gross Time: 2:44.80 MileRate: 2:03.50 LeadTime: 43.00s First Qtr: 30.90s Second Qtr: 31.20s Third Qtr: 30.60s Fourth Qtr: 29.10s

NoHorse	Plc	Margin	Time	800Time (W)	400 Time (W)
3 UNKNOWN SON	1	0.0m	2:44.80	59.70s (0)	29.10s (0)
13 SPIDERS DEVIL	2	10.9m	2:45.63	59.23s (1)	29.21s (2)
2 DAY TOURER	3	28.8m	2:47.00	61.51s (0)	30.71s (0)
6 KAPAI	4	32.0m	2:47.24	60.10s (1)	29.95s (2)
10 EYRE I GO	5	36.4m	2:47.58	60.74s (0)	30.04s (1)
8 KYVALLEY TINMAN	6	40.9m	2:47.92	61.79s (1)	30.96s (1)
4 NO LOVE ABOUT IT	7	43.0m	2:48.08	61.88s (0)	31.02s (0)
5 NORAHS FLING	8	48.5m	2:48.50	61.98s (0)	31.07s (0)
1 CRAZY BEN	9	56.1m	2:49.08	63.21s (0)	32.33s (0)
11 CLOVER LOU	10	64.7m	2:49.74	64.17s (1)	33.06s (1)
9 ONE MUSCLE HILL	11	82.2m	2:51.08	64.15s (1)	33.86s (3)

Finish Position and metres gained from 800m



Sectionals  
Powered by

**PJ HARNESS ANALYSER** **NEW**

Learn the power of sectionals

Check us out at [www.pjdata.com.au](http://www.pjdata.com.au)

The Racing Queensland Board (trading as Racing Queensland) and provider are not responsible for the completeness or accuracy of any of the information contained herein, and makes no representations about its suitability for any purpose.

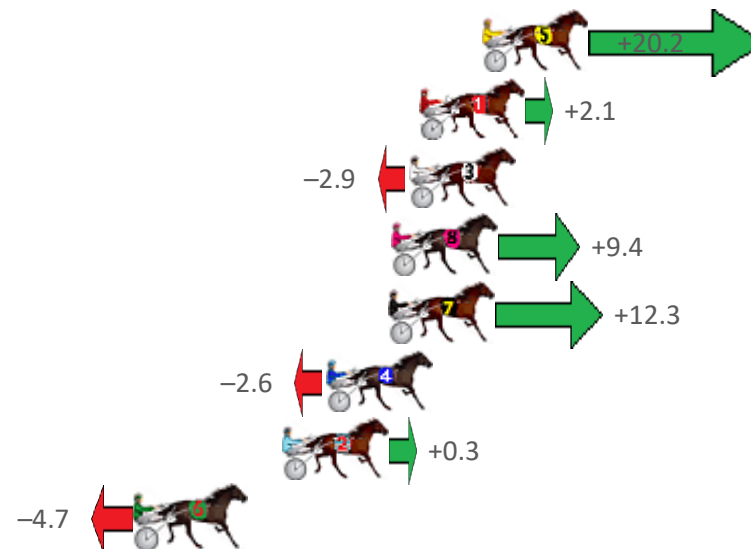
# Albion Park Race 3 Distance 1660m

Friday, 5 February 2021

Gross Time: 2:00.20 MileRate: 1:56.50 LeadTime: 3.40s First Qtr: 28.50s Second Qtr: 30.80s Third Qtr: 28.10s Fourth Qtr: 29.40s

NoHorse	Plc	Margin	Time	800Time (W)	400 Time (W)
5 HIGH ON MONTANA	1	0.0m	2:00.20	56.06s (2)	28.79s (2)
1 BETTING BARON	2	2.5m	2:00.39	57.35s (0)	29.07s (0)
3 BEEJAYS DELIGHT	3	2.9m	2:00.42	57.71s (0)	29.61s (0)
8 COPPICE	4	3.6m	2:00.48	56.83s (1)	28.79s (1)
7 CAPTAIN THUNDERBOL	5	3.7m	2:00.49	56.62s (2)	29.38s (2)
4 SIR BULSKI	6	6.2m	2:00.68	57.69s (1)	29.77s (1)
2 FAIREACHDAINN	7	7.9m	2:00.81	57.48s (1)	29.52s (1)
6 NIFTY STUDLEIGH	8	13.7m	2:01.26	57.84s (0)	29.52s (0)

Finish Position and metres gained from 800m



Sectionals  
Powered by

**PJ HARNESS ANALYSER** **NEW**

Learn the power of sectionals

Check us out at [www.pjdata.com.au](http://www.pjdata.com.au)

The Racing Queensland Board (trading as Racing Queensland) and provider are not responsible for the completeness or accuracy of any of the information contained herein, and makes no representations about its suitability for any purpose.

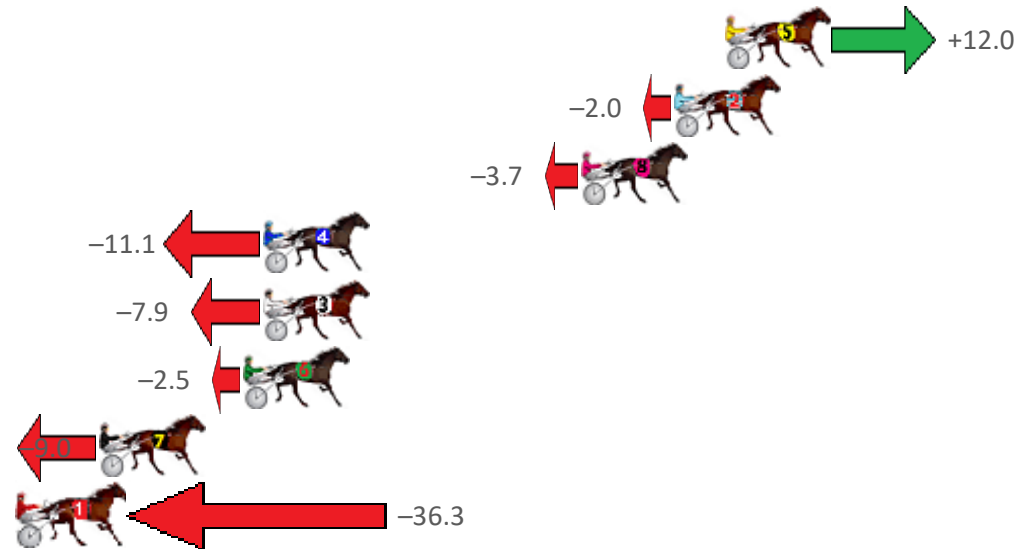
# Albion Park Race 4 Distance 1660m

Friday, 5 February 2021

Gross Time: 1:58.50 MileRate: 1:54.90 LeadTime: 3.60s First Qtr: 28.00s Second Qtr: 30.30s Third Qtr: 28.80s Fourth Qtr: 27.80s

NoHorse	Plc	Margin	Time	800Time (W)	400 Time (W)
5 ROYAL OBSESSION	1	0.0m	1:58.50	55.76s (1)	26.97s (1)
2 LITTLELIONELJAMES	2	2.0m	1:58.65	56.74s (0)	27.94s (0)
8 KIAMASROSIE	3	5.7m	1:58.92	56.86s (1)	28.04s (1)
4 NEWMERELLA LADYKAY	4	18.3m	1:59.84	57.38s (1)	28.53s (1)
3 ARTS PEREGRINE	5	18.3m	1:59.84	57.16s (0)	28.22s (0)
6 ROGER THAT	6	19.1m	1:59.90	56.78s (1)	27.93s (1)
7 DOLLARBILL	7	24.8m	2:00.31	57.23s (2)	28.28s (0)
1 SHEZA RUNNY	8	41.3m	2:01.52	59.15s (0)	30.16s (0)

Finish Position and metres gained from 800m



Sectionals  
Powered by

**PJ HARNES ANALYSER** **NEW**  
Learn the power of sectionals  
Check us out at [www.pjdata.com.au](http://www.pjdata.com.au)

The Racing Queensland Board (trading as Racing Queensland) and provider are not responsible for the completeness or accuracy of any of the information contained herein, and makes no representations about its suitability for any purpose.

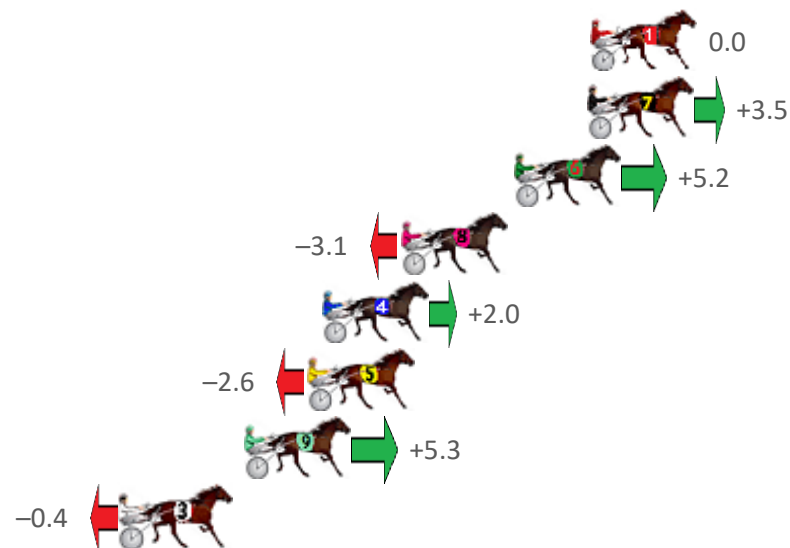
# Albion Park Race 5 Distance 1660m

Friday, 5 February 2021

Gross Time: 1:59.20 MileRate: 1:55.60 LeadTime: 3.40s First Qtr: 28.10s Second Qtr: 30.70s Third Qtr: 28.20s Fourth Qtr: 28.80s

NoHorse	Plc	Margin	Time	800Time (W)	400 Time (W)
1 PEGGY STARDUST	1	0.0m	1:59.20	57.00s (0)	28.80s (0)
7 MAGGIE	2	0.1m	1:59.21	56.75s (1)	28.76s (1)
6 KETTERING GIRL	3	3.0m	1:59.43	56.63s (1)	28.63s (1)
8 RANCHO MAN	4	7.5m	1:59.77	57.22s (0)	28.96s (0)
4 BARBOO	5	10.6m	2:00.00	56.86s (1)	28.80s (1)
5 TACTFILLY MAGIC	6	11.2m	2:00.05	57.18s (0)	28.86s (0)
9 EULO FLYER	7	13.7m	2:00.24	56.62s (0)	28.72s (0)
3 MODERNDAY FALCON	8	18.6m	2:00.61	57.03s (1)	29.06s (1)

Finish Position and metres gained from 800m



Sectionals  
Powered by

**PJ HARNESS ANALYSER** **NEW**

Learn the power of sectionals

Check us out at [www.pjdata.com.au](http://www.pjdata.com.au)

The Racing Queensland Board (trading as Racing Queensland) and provider are not responsible for the completeness or accuracy of any of the information contained herein, and makes no representations about its suitability for any purpose.


# Albion Park Race 6 Distance 1660m

Friday, 5 February 2021

Gross Time: 1:56.90 MileRate: 1:53.30 LeadTime: 3.30s First Qtr: 27.80s Second Qtr: 29.10s Third Qtr: 28.80s Fourth Qtr: 27.90s

NoHorse	Plc	Margin	Time	800Time (W)	400 Time (W)
1 COOL AND CALCULATIN	1	0.0m	1:56.90	56.38s (0)	27.57s (0)
9 BIG WHEELS	2	0.2m	1:56.91	56.71s (0)	27.91s (0)
2 CAPTAINS PICK	3	5.7m	1:57.32	56.45s (0)	27.62s (0)
4 GOSLING IN FLIGHT	4	20.8m	1:58.43	57.19s (1)	28.09s (2)
10 GETALOADATHISGIRL	5	21.8m	1:58.50	56.95s (0)	28.07s (0)
5 WOODLANDS WONDER	6	22.5m	1:58.55	56.97s (1)	27.84s (1)
7 SHEZ ALL STYLE	7	24.5m	1:58.70	56.79s (1)	27.63s (1)
8 SOME GIRLSOMEWHERE	8	25.7m	1:58.79	57.55s (0)	28.63s (0)
6 CALL ME TRISH	9	28.6m	1:59.00	57.12s (0)	28.15s (0)
3 NESTERS HILL	10	42.5m	2:00.02	59.02s (1)	29.56s (1)

Finish Position and metres gained from 800m



Sectionals  
Powered by

**PJ HARNESS ANALYSER** **NEW**

Learn the power of sectionals

Check us out at [www.pjdata.com.au](http://www.pjdata.com.au)

The Racing Queensland Board (trading as Racing Queensland) and provider are not responsible for the completeness or accuracy of any of the information contained herein, and makes no representations about its suitability for any purpose.



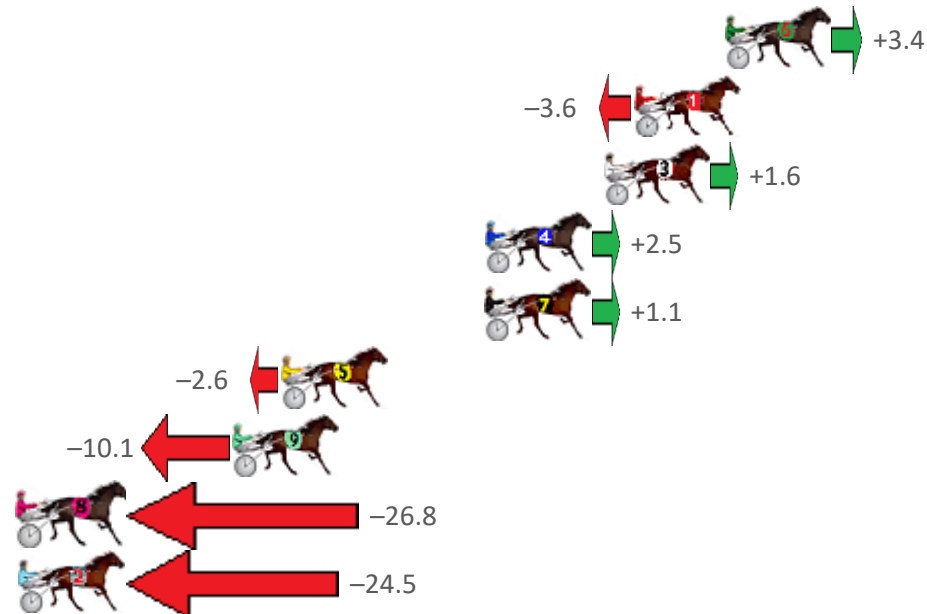
# Albion Park Race 7 Distance 2138m

Friday, 5 February 2021

Gross Time: 2:35.60 MileRate: 1:57.10 LeadTime: 37.70s First Qtr: 31.10s Second Qtr: 31.50s Third Qtr: 27.60s Fourth Qtr: 27.70s

NoHorse	Plc	Margin	Time	800Time (W)	400 Time (W)
6 TIZ A SIZZLER	1	0.0m	2:35.60	55.07s (1)	27.56s (1)
1 MISSINMEMATE	2	3.6m	2:35.86	55.55s (0)	27.95s (0)
3 PROSECUTION WITNESS	3	4.8m	2:35.95	55.19s (2)	27.67s (2)
4 HARPAGUS	4	9.5m	2:36.29	55.13s (1)	27.47s (1)
7 DAPPER	5	9.5m	2:36.29	55.22s (2)	27.60s (2)
5 SWEET AS	6	17.6m	2:36.88	55.48s (2)	27.85s (2)
9 TACT BESS	7	19.5m	2:37.02	55.99s (0)	27.98s (0)
8 FRANCO HAMPTON	8	31.4m	2:37.89	57.14s (0)	29.15s (0)
2 JEROSH	9	32.1m	2:37.94	56.98s (1)	29.36s (1)

Finish Position and metres gained from 800m



Sectionals  
Powered by

**PJ HARNES ANALYSER** **NEW**

Learn the power of sectionals

Check us out at [www.pjdata.com.au](http://www.pjdata.com.au)

The Racing Queensland Board (trading as Racing Queensland) and provider are not responsible for the completeness or accuracy of any of the information contained herein, and makes no representations about its suitability for any purpose.

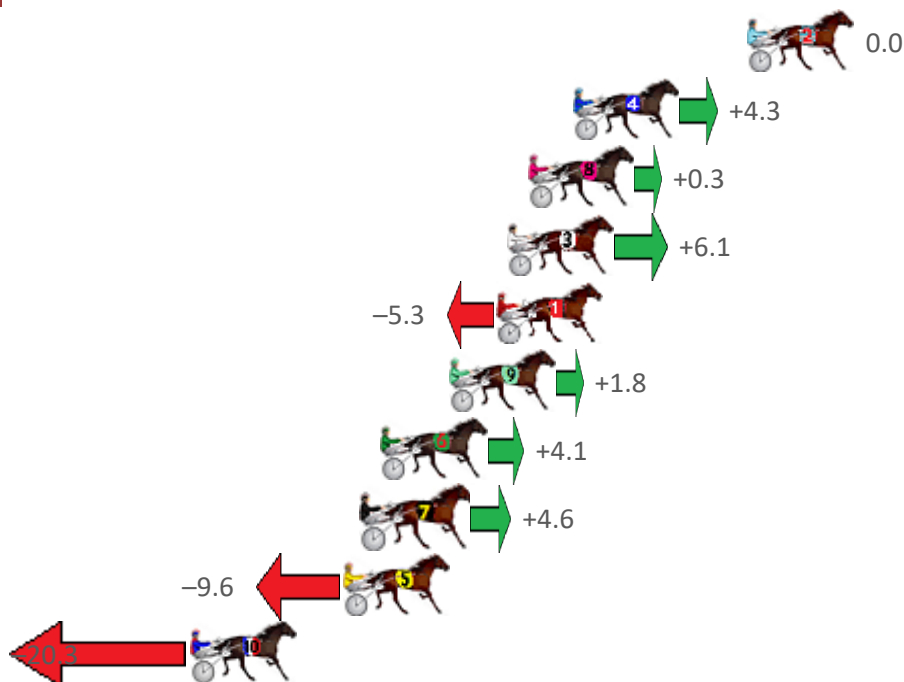
# Albion Park Race 8 Distance 1660m

Friday, 5 February 2021

Gross Time: 1:56.80 MileRate: 1:53.20 LeadTime: 3.50s First Qtr: 28.20s Second Qtr: 29.00s Third Qtr: 27.40s Fourth Qtr: 28.70s

NoHorse	Plc	Margin	Time	800Time (W)	400 Time (W)
2 LUCKY UNLUCKY	1	0.0m	1:56.80	56.10s (0)	28.70s (0)
4 CORSINI	2	6.9m	1:57.32	55.80s (1)	28.16s (1)
8 FEEL THE REIGN	3	8.7m	1:57.46	56.08s (0)	28.45s (0)
3 CLARKEY	4	9.5m	1:57.52	55.67s (1)	28.04s (1)
1 CONVAIR HUSTLER	5	9.9m	1:57.55	56.47s (0)	28.88s (0)
9 HEZA BROMAC	6	11.8m	1:57.69	55.97s (0)	28.31s (0)
6 WATTLEBANK FLYER	7	14.5m	1:57.89	55.81s (0)	28.14s (0)
7 THATS HOW WEROLL	8	15.2m	1:57.95	55.78s (1)	28.14s (1)
5 COLONEL JOY	9	16.0m	1:58.01	56.77s (1)	29.13s (1)
10 KEY LARGO	10	22.1m	1:58.47	57.52s (1)	29.92s (1)

Finish Position and metres gained from 800m



Sectionals  
Powered by

**PJ HARNESS ANALYSER** **NEW**

Learn the power of sectionals

Check us out at [www.pjdata.com.au](http://www.pjdata.com.au)

The Racing Queensland Board (trading as Racing Queensland) and provider are not responsible for the completeness or accuracy of any of the information contained herein, and makes no representations about its suitability for any purpose.



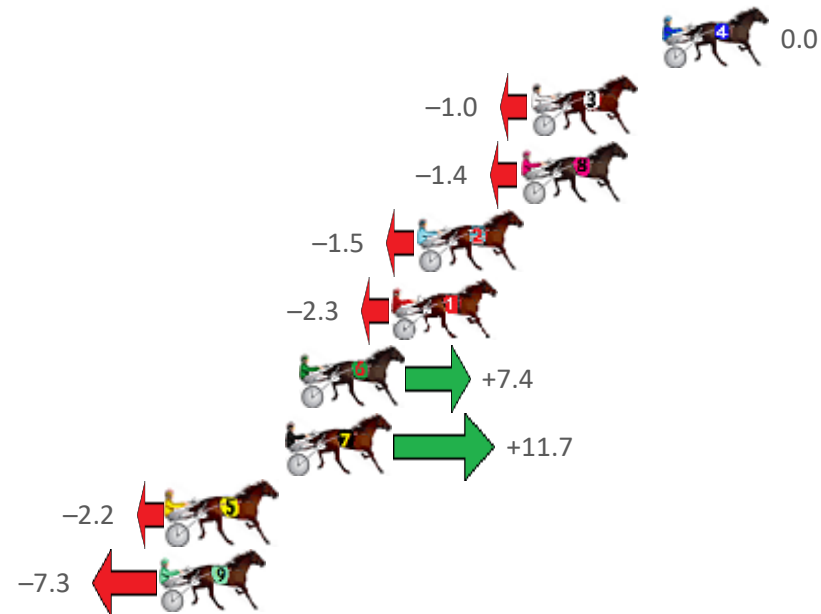
# Albion Park Race 9 Distance 1660m

Friday, 5 February 2021

Gross Time: 1:58.70 MileRate: 1:55.10 LeadTime: 3.30s First Qtr: 27.70s Second Qtr: 30.80s Third Qtr: 28.30s Fourth Qtr: 28.60s

NoHorse	Plc	Margin	Time	800Time (W)	400 Time (W)
4 TEARAWAY DIAMOND	1	0.0m	1:58.70	56.90s (0)	28.60s (0)
3 HOT EMBERS	2	5.2m	1:59.09	56.97s (0)	28.67s (0)
8 GASMONKEY	3	5.6m	1:59.12	57.00s (1)	28.67s (1)
2 IDEAL TIGER	4	9.7m	1:59.43	57.01s (1)	28.64s (1)
1 UNDERTHEKILT	5	10.7m	1:59.50	57.06s (0)	28.66s (0)
6 WITH AUTHORITY	6	14.4m	1:59.78	56.38s (1)	28.32s (1)
7 IN THE PAPER	7	14.9m	1:59.82	56.07s (1)	28.35s (2)
5 MIND OF MY OWN	8	19.6m	2:00.17	57.06s (1)	29.01s (2)
9 MACHIN OUT	9	19.9m	2:00.19	57.42s (1)	29.03s (1)

Finish Position and metres gained from 800m



Sectionals  
Powered by

**PJ HARNESS ANALYSER** **NEW**

Learn the power of sectionals

Check us out at [www.pjdata.com.au](http://www.pjdata.com.au)

The Racing Queensland Board (trading as Racing Queensland) and provider are not responsible for the completeness or accuracy of any of the information contained herein, and makes no representations about its suitability for any purpose.