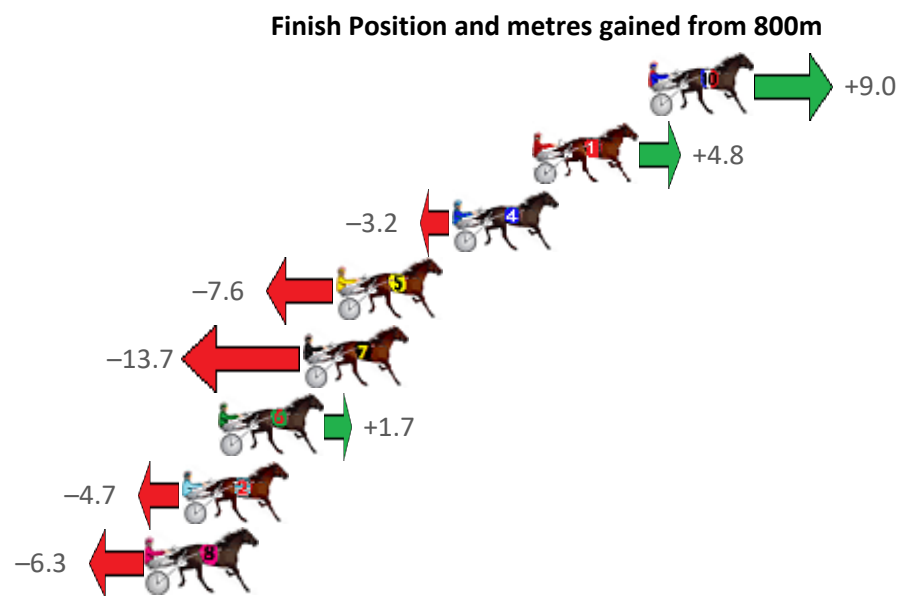


# Albion Park Race 1 Distance 1660m

Saturday, 6 February 2021

Gross Time: 1:55.60 MileRate: 1:52.10 LeadTime: 3.30s First Qtr: 27.00s Second Qtr: 31.30s Third Qtr: 26.60s Fourth Qtr: 27.40s

No Horse	Plc	Margin	Time	800Time (W)	400 Time (W)
10 TURN IT UP	1	0.0m	1:55.60	53.40s (1)	27.40s (0)
1 IMASPORTSSTAR	2	4.6m	1:55.93	53.68s (0)	26.61s (0)
4 JUSTALITTLE TORQUE	3	7.8m	1:56.16	54.21s (0)	27.14s (0)
5 CHEVRONS REWARD	4	12.4m	1:56.49	54.51s (1)	27.74s (1)
7 COLT THIRTY ONE	5	13.7m	1:56.59	54.92s (0)	27.88s (0)
6 NORTHVIEW HUSTLER	6	17.1m	1:56.83	53.89s (1)	26.89s (2)
2 RUBIES FOR TASH	7	18.5m	1:56.93	54.32s (1)	27.30s (1)
8 STRADDIE	8	19.9m	1:57.04	54.42s (0)	27.19s (0)



Sectionals  
Powered by



Find out about our horse reports

Comprehensive sectional reports on any horse in Australia  
Perfect if you are buying, selling or own a Standard Bred

50% off  
in February

Check us out at [www.pjdata.com.au](http://www.pjdata.com.au) and now on Facebook


The Racing Queensland Board (trading as Racing Queensland) and provider are not responsible for the completeness or accuracy of any of the information contained herein, and makes no representations about its suitability for any purpose.

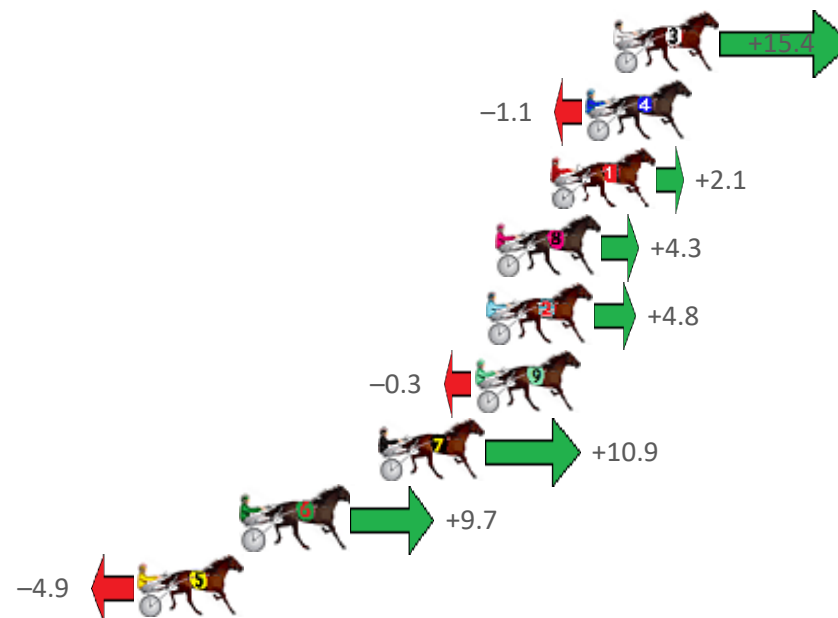
# Albion Park Race 2 Distance 1660m

Saturday, 6 February 2021

Gross Time: 1:58.30 MileRate: 1:54.70 LeadTime: 3.40s First Qtr: 27.10s Second Qtr: 31.60s Third Qtr: 28.30s Fourth Qtr: 27.90s

No Horse	Plc	Margin	Time	800Time (W)	400 Time (W)
3 CLARRY	1	0.0m	1:58.30	55.12s (1)	26.76s (1)
4 SIR JULIAN	2	1.1m	1:58.38	56.28s (0)	27.98s (0)
1 JOHNNY WHITE	3	2.5m	1:58.48	56.05s (0)	27.71s (0)
8 STOMPEN	4	4.7m	1:58.64	55.90s (0)	27.50s (0)
2 JONAH JONES	5	5.0m	1:58.67	55.86s (1)	27.48s (1)
9 ARTHUR LOWE	6	5.5m	1:58.70	56.22s (1)	27.89s (1)
7 KINGOFTHESTARS	7	9.3m	1:58.98	55.44s (1)	26.96s (1)
6 IMA TOP TYCOON	8	14.7m	1:59.38	55.52s (1)	27.03s (1)
5 BIG BANG LEONARD	9	18.9m	1:59.69	56.54s (0)	27.88s (0)

Finish Position and metres gained from 800m



Sectionals  
Powered by

## Find out about our horse reports

Comprehensive sectional reports on any horse in Australia  
Perfect if you are buying, selling or own a Standard Bred

**50% off**  
in February

Check us out at [www.pjdata.com.au](http://www.pjdata.com.au) and now on Facebook

The Racing Queensland Board (trading as Racing Queensland) and provider are not responsible for the completeness or accuracy of any of the information contained herein, and makes no representations about its suitability for any purpose.

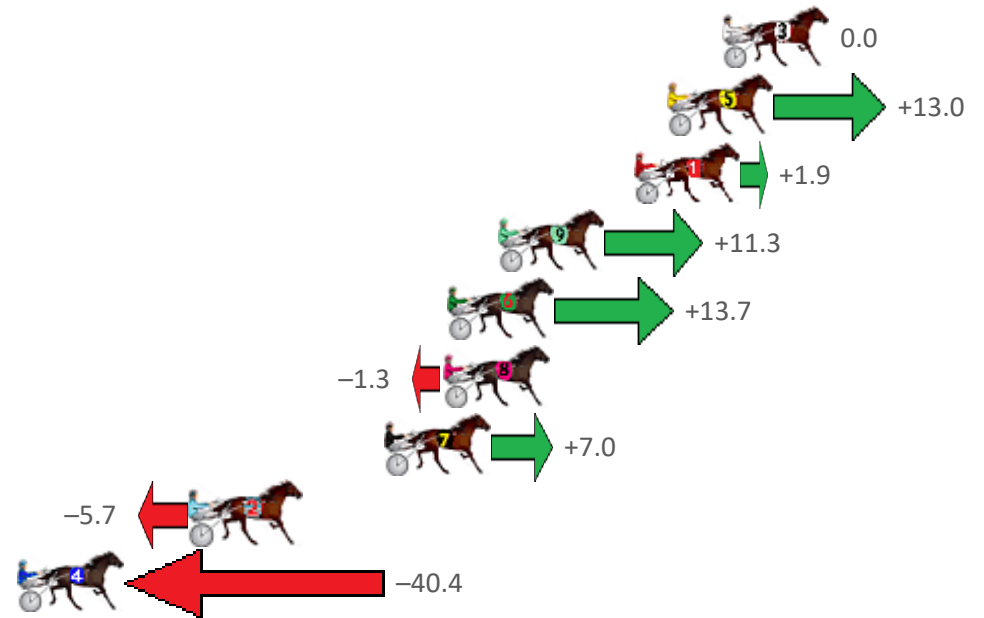
# Albion Park Race 3 Distance 1660m

Saturday, 6 February 2021

Gross Time: 1:57.20 MileRate: 1:53.60 LeadTime: 3.40s First Qtr: 27.10s Second Qtr: 29.30s Third Qtr: 28.20s Fourth Qtr: 29.20s

No Horse	Plc	Margin	Time	800Time (W)	400 Time (W)
3 GOTTA MOMENT	1	0.0m	1:57.20	57.40s (0)	29.20s (0)
5 ONE OFF	2	2.2m	1:57.37	56.47s (0)	28.36s (0)
1 SLINGSHOT	3	3.5m	1:57.47	57.26s (0)	29.11s (0)
9 LARRY LINCOLN	4	8.9m	1:57.88	56.59s (1)	29.15s (2)
6 WHOSTOLEMYPIGEON	5	10.9m	1:58.03	56.42s (1)	28.63s (2)
8 PACIFIC COIN	6	11.1m	1:58.05	57.49s (0)	29.34s (0)
7 OUR FRIEND	7	13.4m	1:58.23	56.90s (0)	28.84s (0)
2 RECIPE FOR DREAMING	8	21.1m	1:58.82	57.81s (1)	29.34s (1)
4 ROCKNROLL DUDE	9	50.8m	2:01.09	60.28s (1)	31.81s (1)

Finish Position and metres gained from 800m



Sectionals  
Powered by

## Find out about our horse reports

Comprehensive sectional reports on any horse in Australia  
Perfect if you are buying, selling or own a Standard Bred

**50% off**  
in February

Check us out at [www.pjdata.com.au](http://www.pjdata.com.au) and now on Facebook

The Racing Queensland Board (trading as Racing Queensland) and provider are not responsible for the completeness or accuracy of any of the information contained herein, and makes no representations about its suitability for any purpose.

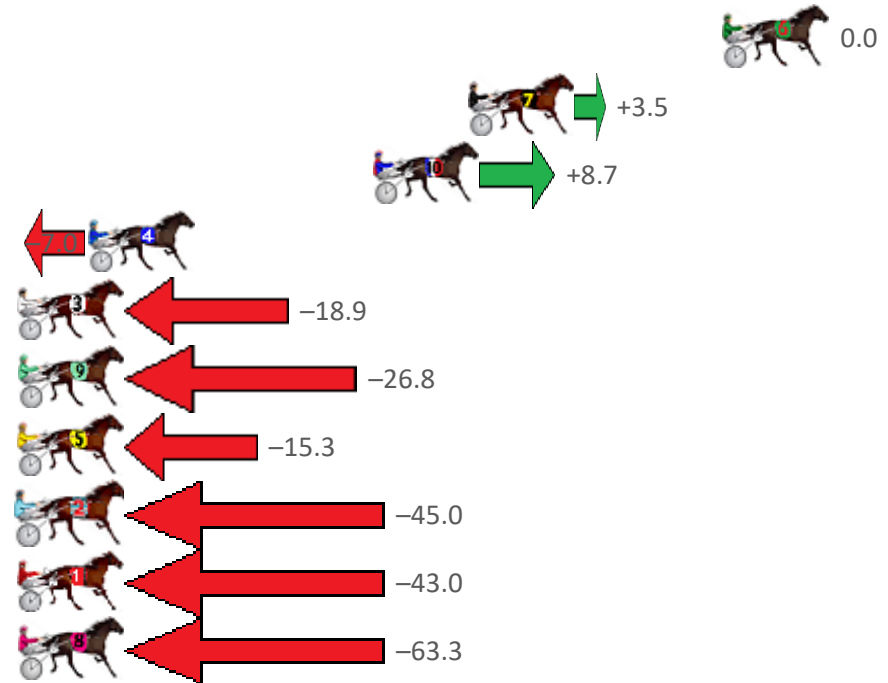
# Albion Park Race 4 Distance 1660m

Saturday, 6 February 2021

Gross Time: 1:56.20 MileRate: 1:52.70 LeadTime: 3.30s First Qtr: 27.80s Second Qtr: 28.70s Third Qtr: 27.50s Fourth Qtr: 28.90s

No Horse	Plc	Margin	Time	800Time (W)	400 Time (W)
6 MISS RUBY SUNSHINE	1	0.0m	1:56.20	56.40s (0)	28.90s (0)
7 ROCKITA	2	10.1m	1:56.97	56.15s (1)	28.65s (2)
10 NIMAH FRANCO	3	13.9m	1:57.25	55.79s (1)	28.13s (2)
4 SUGARKANE	4	25.2m	1:58.11	56.89s (1)	29.27s (2)
3 SUKI DAYO	5	30.3m	1:58.50	57.72s (0)	29.35s (0)
9 LOOKING FABULOUS	6	35.8m	1:58.92	58.28s (1)	30.02s (1)
5 RUNFORTHEROSES	7	38.5m	1:59.12	57.47s (0)	29.58s (0)
2 KOTARE ELITE	8	48.0m	1:59.84	59.55s (1)	31.21s (1)
1 GOALKICKER	9	48.8m	1:59.90	59.41s (0)	31.04s (0)
8 WICKED AZZ	10	163.3m	2:08.59	60.84s (0)	31.29s (0)

Finish Position and metres gained from 800m



Sectionals  
Powered by

Find out about our horse reports

Comprehensive sectional reports on any horse in Australia  
Perfect if you are buying, selling or own a StandardBred

50% off  
in February

Check us out at [www.pjdata.com.au](http://www.pjdata.com.au) and now on Facebook

The Racing Queensland Board (trading as Racing Queensland) and provider are not responsible for the completeness or accuracy of any of the information contained herein, and makes no representations about its suitability for any purpose.

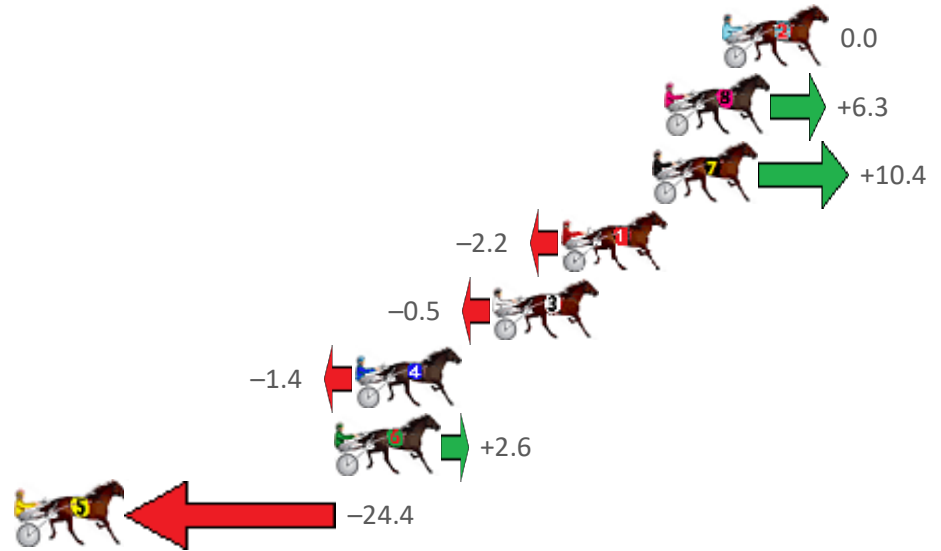
# Albion Park Race 5 Distance 2138m

Saturday, 6 February 2021

Gross Time: 2:35.30 MileRate: 1:56.90 LeadTime: 39.20s First Qtr: 30.40s Second Qtr: 30.30s Third Qtr: 28.00s Fourth Qtr: 27.40s

No Horse	Plc	Margin	Time	800Time (W)	400 Time (W)
2 WILL THE WIZARD	1	0.0m	2:35.30	55.40s (0)	27.40s (0)
8 ROCKNROLL ICON	2	2.3m	2:35.47	54.97s (0)	26.93s (0)
7 MONTANA CHIEF	3	2.8m	2:35.50	54.68s (0)	26.62s (0)
1 BRIDGET BLUE CHIP	4	6.4m	2:35.76	55.55s (0)	27.55s (0)
3 MAJORDOIT	5	9.1m	2:35.96	55.43s (1)	27.23s (1)
4 CHERRYS THE BEST	6	14.6m	2:36.35	55.50s (1)	27.30s (1)
6 OUR BONDI BEACH	7	15.4m	2:36.41	55.22s (1)	27.06s (1)
5 ALWAYS A SECRET	8	28.8m	2:37.38	57.08s (1)	28.91s (1)

Finish Position and metres gained from 800m



Sectionals  
Powered by

## Find out about our horse reports

Comprehensive sectional reports on any horse in Australia  
Perfect if you are buying, selling or own a Standard Bred

**50% off  
in February**

Check us out at [www.pjdata.com.au](http://www.pjdata.com.au) and now on Facebook

The Racing Queensland Board (trading as Racing Queensland) and provider are not responsible for the completeness or accuracy of any of the information contained herein, and makes no representations about its suitability for any purpose.



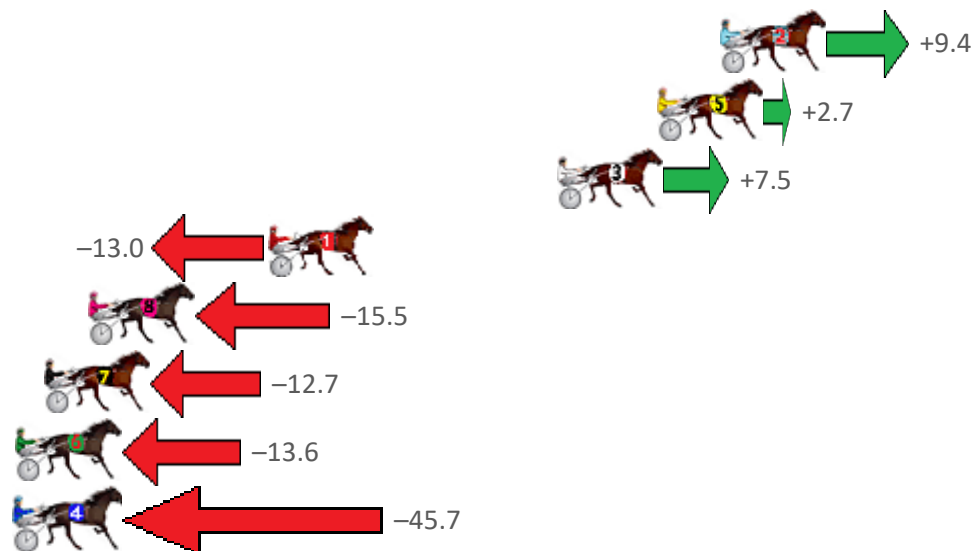
# Albion Park Race 6 Distance 2138m

Saturday, 6 February 2021

Gross Time: 2:32.80 MileRate: 1:55.00 LeadTime: 35.80s First Qtr: 30.30s Second Qtr: 29.80s Third Qtr: 28.60s Fourth Qtr: 28.30s

No Horse	Plc	Margin	Time	800Time (W)	400 Time (W)
2 MISTER DONALD	1	0.0m	2:32.80	56.24s (1)	28.00s (1)
5 IDEAL WORLD	2	2.5m	2:32.99	56.71s (1)	28.48s (1)
3 COURAGEOUS SAINT	3	6.5m	2:33.28	56.37s (1)	28.14s (1)
1 POWER SURGE	4	18.0m	2:34.14	57.82s (0)	28.98s (0)
8 RUN BOY RUN	5	25.1m	2:34.67	58.00s (0)	29.18s (0)
7 OUR LITTLE DIGGER	6	26.9m	2:34.80	57.80s (0)	29.00s (0)
6 HEREUX HOMME	7	31.8m	2:35.16	57.86s (1)	29.64s (1)
4 FEEL LIKE DANCIN	8	45.7m	2:36.20	60.13s (0)	31.26s (0)

Finish Position and metres gained from 800m



Sectionals  
Powered by

Find out about our horse reports

Comprehensive sectional reports on any horse in Australia  
Perfect if you are buying, selling or own a Standard Bred

50% off  
in February

Check us out at [www.pjdata.com.au](http://www.pjdata.com.au) and now on Facebook

The Racing Queensland Board (trading as Racing Queensland) and provider are not responsible for the completeness or accuracy of any of the information contained herein, and makes no representations about its suitability for any purpose.

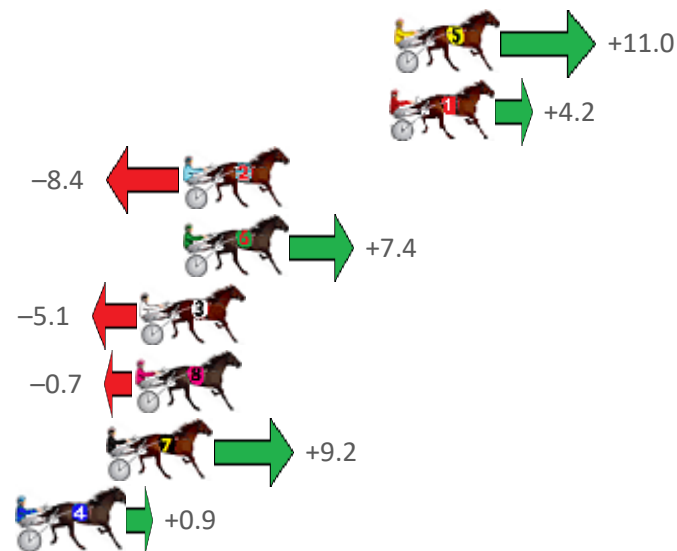
# Albion Park Race 7 Distance 1660m

Saturday, 6 February 2021

Gross Time: 1:57.70 MileRate: 1:54.10 LeadTime: 3.50s First Qtr: 27.70s Second Qtr: 30.30s Third Qtr: 27.70s Fourth Qtr: 28.50s

No Horse	Plc	Margin	Time	800Time (W)	400 Time (W)
5 MASTER CATCH	1	0.0m	1:57.70	55.43s (1)	27.85s (1)
1 NOTORIOUS	2	0.2m	1:57.71	55.91s (0)	28.22s (0)
2 LOMBO HEAVEN	3	8.4m	1:58.33	56.79s (0)	29.10s (0)
6 ICE PICK ANGIE	4	8.4m	1:58.33	55.68s (1)	28.15s (1)
3 THE FORTUNATE SON	5	10.1m	1:58.46	56.56s (1)	28.86s (1)
8 PORTALEGRE	6	10.3m	1:58.47	56.25s (0)	28.63s (0)
7 GOOD AS IT GETS	7	11.4m	1:58.55	55.56s (1)	28.05s (1)
4 OUR RIDGY DIDGE	8	14.9m	1:58.82	56.14s (0)	28.62s (0)

Finish Position and metres gained from 800m



Sectionals  
Powered by



Find out about our horse reports

Comprehensive sectional reports on any horse in Australia  
Perfect if you are buying, selling or own a Standard Bred

50% off  
in February

Check us out at [www.pjdata.com.au](http://www.pjdata.com.au) and now on Facebook


The Racing Queensland Board (trading as Racing Queensland) and provider are not responsible for the completeness or accuracy of any of the information contained herein, and makes no representations about its suitability for any purpose.

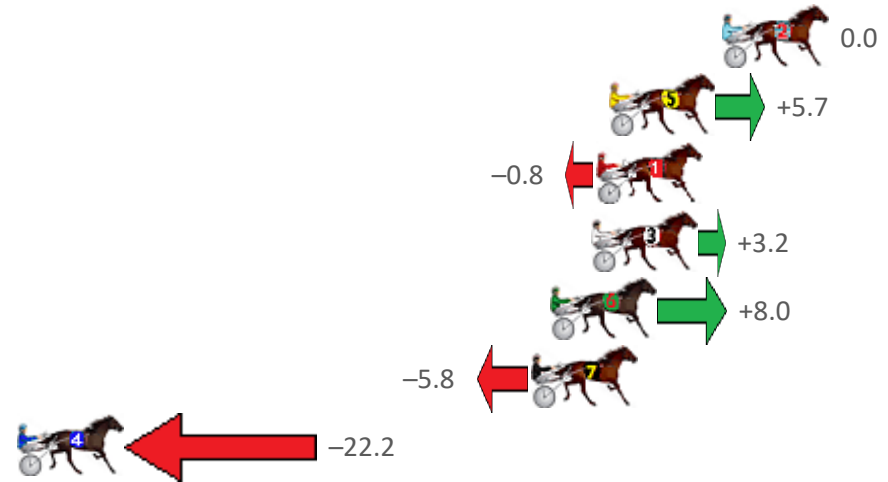
# Albion Park Race 8 Distance 1660m

Saturday, 6 February 2021

Gross Time: 1:59.50 MileRate: 1:55.80 LeadTime: 3.40s First Qtr: 29.10s Second Qtr: 30.30s Third Qtr: 29.10s Fourth Qtr: 27.60s

No Horse	Plc	Margin	Time	800Time (W)	400 Time (W)
2 BOOMCHUCKALUCKA	1	0.0m	1:59.50	56.70s (0)	27.60s (0)
5 BOMB SUIT	2	4.5m	1:59.83	56.30s (1)	27.06s (1)
1 CROWN MOJO	3	5.0m	1:59.86	56.76s (0)	27.64s (0)
3 FEEL THE THUNDER	4	5.2m	1:59.88	56.47s (0)	27.33s (0)
6 OUR ULTIMATE HANNA	5	6.8m	1:59.99	56.14s (1)	27.01s (0)
7 ROCKSLIDE	6	7.6m	2:00.05	57.11s (1)	27.93s (1)
4 BETTATHANIDEAL	7	28.2m	2:01.55	58.26s (1)	28.97s (1)

Finish Position and metres gained from 800m



Sectionals  
Powered by



## Find out about our horse reports

Comprehensive sectional reports on any horse in Australia  
Perfect if you are buying, selling or own a Standardbred

**50% off  
in February**

Check us out at [www.pjdata.com.au](http://www.pjdata.com.au) and now on Facebook




The Racing Queensland Board (trading as Racing Queensland) and provider are not responsible for the completeness or accuracy of any of the information contained herein, and makes no representations about its suitability for any purpose.



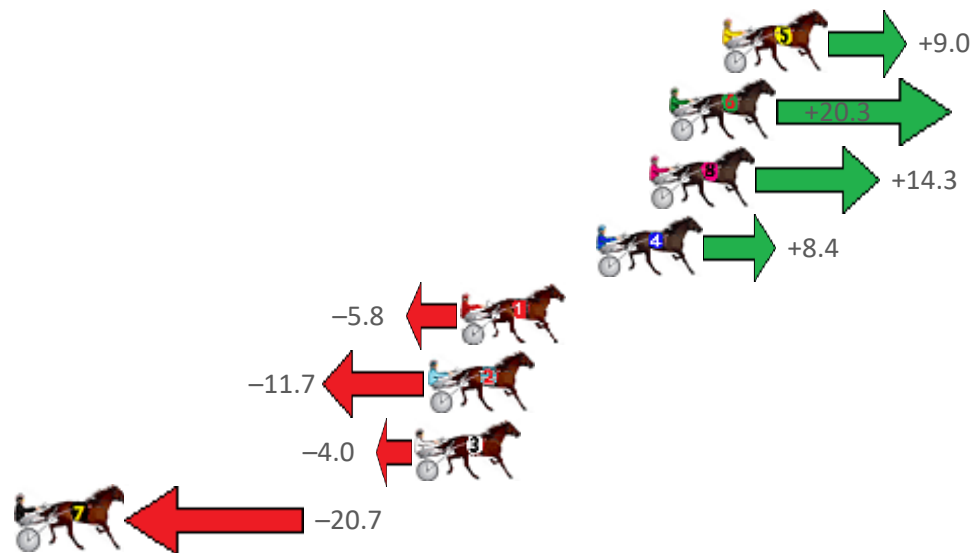
# Albion Park Race 9 Distance 2138m

Saturday, 6 February 2021

Gross Time: 2:42.80 MileRate: 2:02.00 LeadTime: 42.60s First Qtr: 30.60s Second Qtr: 31.00s Third Qtr: 29.30s Fourth Qtr: 29.30s

No Horse	Plc	Margin	Time	800Time (W)	400 Time (W)
5 SIR FAHRENHEIT	1	0.0m	2:42.80	57.94s (0)	28.67s (1)
6 GARLAND GREENE	2	2.1m	2:42.96	57.12s (1)	28.11s (1)
8 GREG THE GREAT	3	2.9m	2:43.02	57.56s (1)	28.54s (1)
4 MIRACLE RISING	4	5.0m	2:43.18	57.99s (0)	28.70s (0)
1 JEDDY R YA READY	5	10.4m	2:43.60	59.02s (0)	29.75s (0)
2 KINGDOM COME	6	11.7m	2:43.70	59.45s (0)	30.15s (0)
3 SKYLINE	7	12.2m	2:43.74	58.89s (1)	29.90s (1)
7 GEE UP NEDDY	8	33.5m	2:45.37	60.11s (1)	30.75s (3)

Finish Position and metres gained from 800m



Sectionals  
Powered by

Find out about our horse reports

Comprehensive sectional reports on any horse in Australia  
Perfect if you are buying, selling or own a StandardBred

50% off  
in February

Check us out at [www.pjdata.com.au](http://www.pjdata.com.au) and now on Facebook

The Racing Queensland Board (trading as Racing Queensland) and provider are not responsible for the completeness or accuracy of any of the information contained herein, and makes no representations about its suitability for any purpose.