

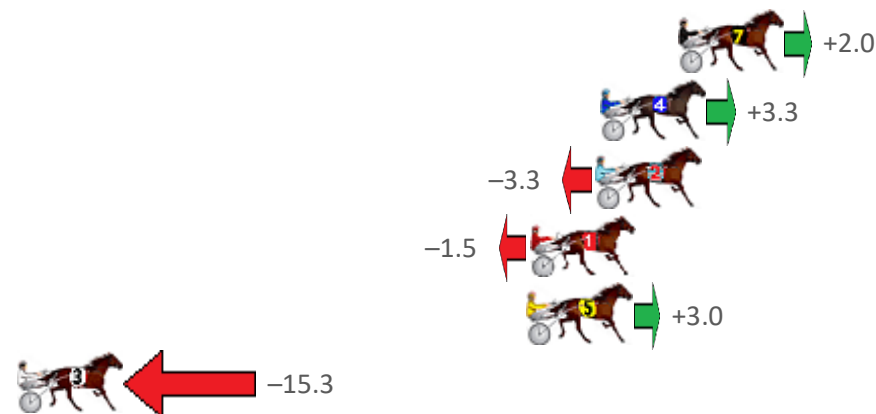
Albion Park Race 1 Distance 2138m

Friday, 12 February 2021

Gross Time: 2:47.00 MileRate: 2:03.90 LeadTime: 44.20s First Qtr: 32.80s Second Qtr: 32.30s Third Qtr: 29.70s Fourth Qtr: 28.00s

No Horse	Plc	Margin	Time	800Time (W)	400 Time (W)
7 MATATOKI	1	0.0m	2:47.00	57.56s (1)	28.00s (1)
4 REDRIVERDEBBA	2	3.1m	2:47.23	57.46s (1)	27.90s (1)
2 ROSEHILL MAGIC	3	3.3m	2:47.24	57.94s (0)	28.15s (0)
1 SPIDERS DEVIL	4	5.9m	2:47.43	57.81s (0)	28.03s (0)
5 MELPARK MAGIC	5	6.0m	2:47.44	57.48s (0)	27.67s (0)
3 ONE MUSCLE HILL	6	26.3m	2:48.94	58.80s (1)	29.01s (1)

Finish Position and metres gained from 800m



Sectionals
Powered by



Find out about our horse reports

Comprehensive sectional reports on any horse in Australia
Perfect if you are buying, selling or own a Standard Bred

50% off
in February

Check us out at www.pjdata.com.au and now on Facebook




The Racing Queensland Board (trading as Racing Queensland) and provider are not responsible for the completeness or accuracy of any of the information contained herein, and makes no representations about its suitability for any purpose.

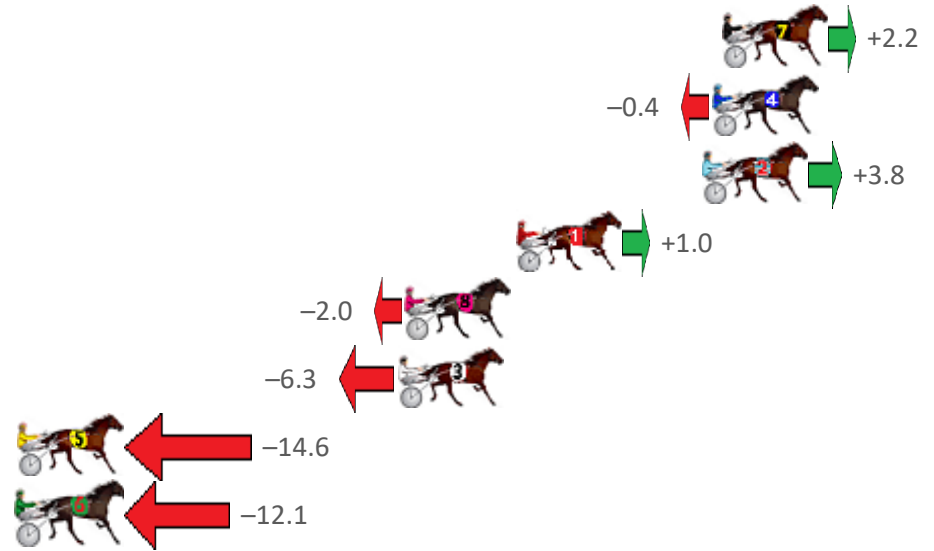
Albion Park Race 2 Distance 1660m

Friday, 12 February 2021

Gross Time: 2:00.80 MileRate: 1:57.10 LeadTime: 3.50s First Qtr: 28.50s Second Qtr: 31.50s Third Qtr: 29.10s Fourth Qtr: 28.20s

No Horse	Plc	Margin	Time	800Time (W)	400 Time (W)
7 JINGLES BROMAC	1	0.0m	2:00.80	57.14s (1)	28.02s (1)
4 THE RAGNBONE MAN	2	0.4m	2:00.83	57.33s (0)	28.23s (0)
2 SIR BULSKI	3	0.8m	2:00.86	57.03s (0)	27.89s (0)
1 MODERNDAY FALCON	4	8.2m	2:01.41	57.23s (0)	28.07s (0)
8 RAINBOW STYLING	5	12.6m	2:01.73	57.44s (1)	28.16s (1)
3 DUKE	6	12.9m	2:01.76	57.75s (1)	28.46s (1)
5 MANY DELIGHTS	7	29.8m	2:03.01	58.34s (1)	28.83s (1)
6 MISTER DECORUM	8	30.3m	2:03.05	58.16s (2)	29.41s (2)

Finish Position and metres gained from 800m



Sectionals
Powered by

Find out about our horse reports

Comprehensive sectional reports on any horse in Australia
Perfect if you are buying, selling or own a Standard Bred

**50% off
in February**

Check us out at www.pjdata.com.au and now on Facebook

The Racing Queensland Board (trading as Racing Queensland) and provider are not responsible for the completeness or accuracy of any of the information contained herein, and makes no representations about its suitability for any purpose.

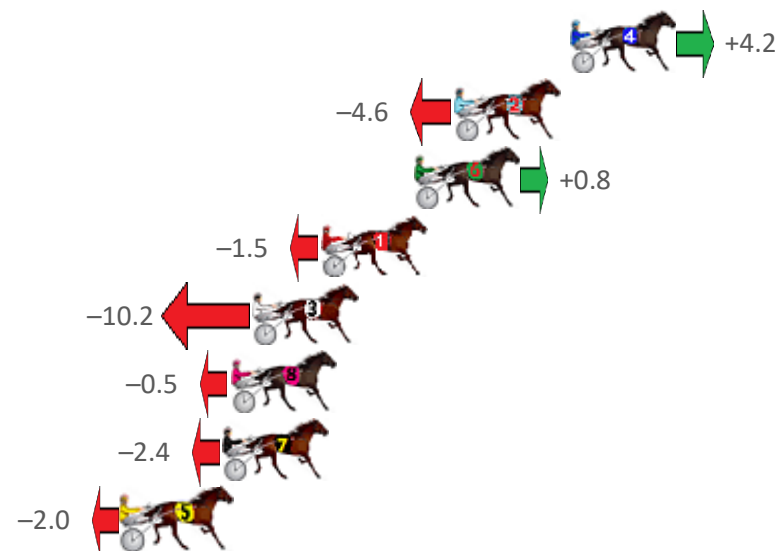
Albion Park Race 3 Distance 1660m

Friday, 12 February 2021

Gross Time: 1:59.10 MileRate: 1:55.40 LeadTime: 3.50s First Qtr: 28.30s Second Qtr: 31.00s Third Qtr: 28.50s Fourth Qtr: 27.80s

No Horse	Plc	Margin	Time	800Time (W)	400 Time (W)
4 FEEL THE THUNDER	1	0.0m	1:59.10	56.01s (0)	27.50s (0)
2 DELIGHTFUL REASON	2	4.6m	1:59.44	56.62s (0)	28.12s (0)
6 DESPONDENT	3	6.2m	1:59.55	56.24s (1)	27.80s (2)
1 ALL GOOD WALLY	4	9.9m	1:59.82	56.40s (0)	27.86s (0)
3 TODAYS HERO	5	12.6m	2:00.02	57.01s (1)	28.41s (1)
8 KETTERING GIRL	6	13.5m	2:00.09	56.33s (0)	27.78s (1)
7 BIG GEM MONTANA	7	13.8m	2:00.11	56.47s (1)	27.99s (2)
5 FEEL THE THRILL	8	17.8m	2:00.40	56.44s (1)	27.84s (2)

Finish Position and metres gained from 800m



Sectionals
Powered by

Find out about our horse reports

Comprehensive sectional reports on any horse in Australia
Perfect if you are buying, selling or own a Standard Bred

**50% off
in February**

Check us out at www.pjdata.com.au and now on Facebook

The Racing Queensland Board (trading as Racing Queensland) and provider are not responsible for the completeness or accuracy of any of the information contained herein, and makes no representations about its suitability for any purpose.

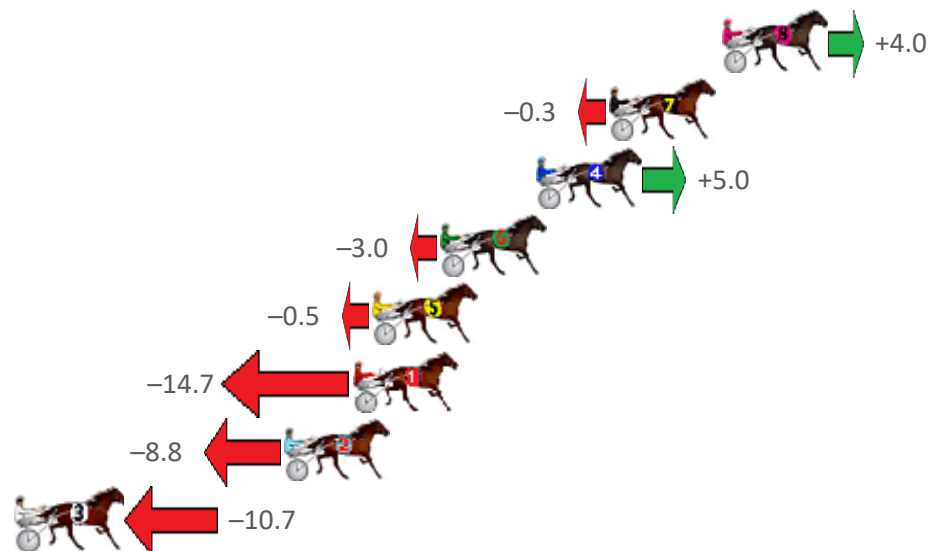
Albion Park Race 4 Distance 1660m

Friday, 12 February 2021

Gross Time: 2:00.40 MileRate: 1:56.80 LeadTime: 3.50s First Qtr: 27.60s Second Qtr: 32.20s Third Qtr: 29.20s Fourth Qtr: 27.90s

No Horse	Plc	Margin	Time	800Time (W)	400 Time (W)
8 MAGGIE	1	0.0m	2:00.40	56.82s (1)	27.90s (1)
7 CAPTAINS PICK	2	4.5m	2:00.73	57.12s (0)	27.88s (0)
4 COBBLER LANE	3	7.4m	2:00.94	56.75s (1)	27.71s (1)
6 MAJOR LUCKY	4	11.2m	2:01.22	57.31s (1)	28.29s (1)
5 MONTANA PRIDE	5	13.9m	2:01.42	57.14s (0)	27.88s (0)
1 RANCHO MAN	6	14.7m	2:01.48	58.14s (0)	28.91s (0)
2 NIFTY STUDLEIGH	7	17.4m	2:01.68	57.72s (0)	28.43s (0)
3 SWEET SANGRIA	8	30.9m	2:02.67	57.86s (0)	28.71s (0)

Finish Position and metres gained from 800m



Sectionals
Powered by

Find out about our horse reports

Comprehensive sectional reports on any horse in Australia
Perfect if you are buying, selling or own a Standard Bred

Check us out at www.pjdata.com.au and now on Facebook

The Racing Queensland Board (trading as Racing Queensland) and provider are not responsible for the completeness or accuracy of any of the information contained herein, and makes no representations about its suitability for any purpose.

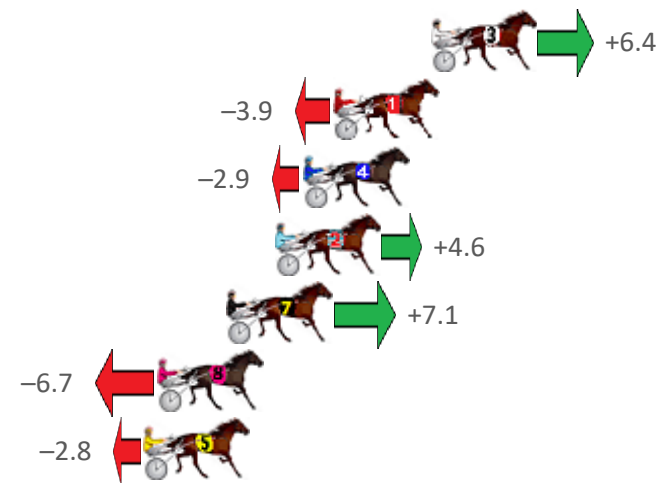
Albion Park Race 5 Distance 1660m

Friday, 12 February 2021

Gross Time: 2:01.10 MileRate: 1:57.40 LeadTime: 3.40s First Qtr: 28.20s Second Qtr: 32.50s Third Qtr: 29.00s Fourth Qtr: 28.00s

No Horse	Plc	Margin	Time	800Time (W)	400 Time (W)
3 KIAMASROSIE	1	0.0m	2:01.10	56.55s (1)	27.64s (1)
1 GOPATI	2	3.9m	2:01.39	57.28s (0)	28.27s (0)
4 HOT EMBERS	3	5.1m	2:01.48	57.21s (1)	28.30s (1)
2 CHEESANDKISSES	4	6.2m	2:01.56	56.67s (1)	27.72s (1)
7 MACHIN OUT	5	8.1m	2:01.70	56.50s (1)	27.49s (1)
8 DONNY JONES	6	10.9m	2:01.90	57.47s (0)	28.44s (0)
5 TAYLOR HOOD	7	11.4m	2:01.94	57.20s (0)	28.14s (0)

Finish Position and metres gained from 800m



Sectionals
Powered by

Find out about our horse reports

Comprehensive sectional reports on any horse in Australia
Perfect if you are buying, selling or own a Standard Bred

50% off
in February

Check us out at www.pjdata.com.au and now on Facebook

The Racing Queensland Board (trading as Racing Queensland) and provider are not responsible for the completeness or accuracy of any of the information contained herein, and makes no representations about its suitability for any purpose.

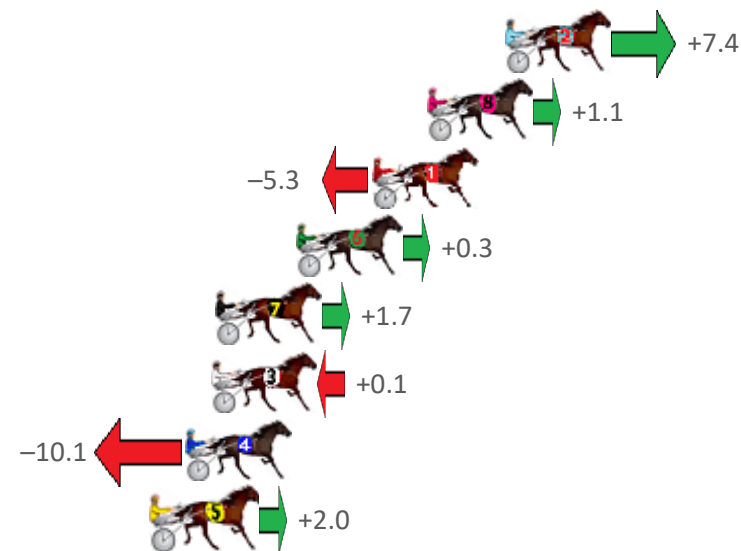
Albion Park Race 6 Distance 1660m

Friday, 12 February 2021

Gross Time: 2:01.60 MileRate: 1:57.90 LeadTime: 3.40s First Qtr: 30.30s Second Qtr: 30.50s Third Qtr: 29.20s Fourth Qtr: 28.20s

No Horse	Plc	Margin	Time	800Time (W)	400 Time (W)
2 CHIASSO	1	0.0m	2:01.60	56.87s (1)	27.91s (2)
8 GOSLING IN FLIGHT	2	3.1m	2:01.83	57.32s (0)	28.12s (0)
1 GRETELS GIRL	3	5.3m	2:01.99	57.78s (0)	28.57s (0)
6 GOJOE	4	8.3m	2:02.22	57.38s (0)	28.14s (0)
7 CIRCLE LINE	5	11.5m	2:02.45	57.28s (0)	28.36s (1)
3 WHERE'S TASCOTT	6	11.7m	2:02.47	57.39s (1)	28.35s (2)
4 DESTINY JANE	7	12.7m	2:02.54	58.12s (1)	28.92s (1)
5 ROGER THAT	8	14.0m	2:02.64	57.26s (1)	28.17s (2)

Finish Position and metres gained from 800m



Sectionals
Powered by



Find out about our horse reports

Comprehensive sectional reports on any horse in Australia
Perfect if you are buying, selling or own a Standard Bred

50% off
in February

Check us out at www.pjdata.com.au and now on Facebook




The Racing Queensland Board (trading as Racing Queensland) and provider are not responsible for the completeness or accuracy of any of the information contained herein, and makes no representations about its suitability for any purpose.

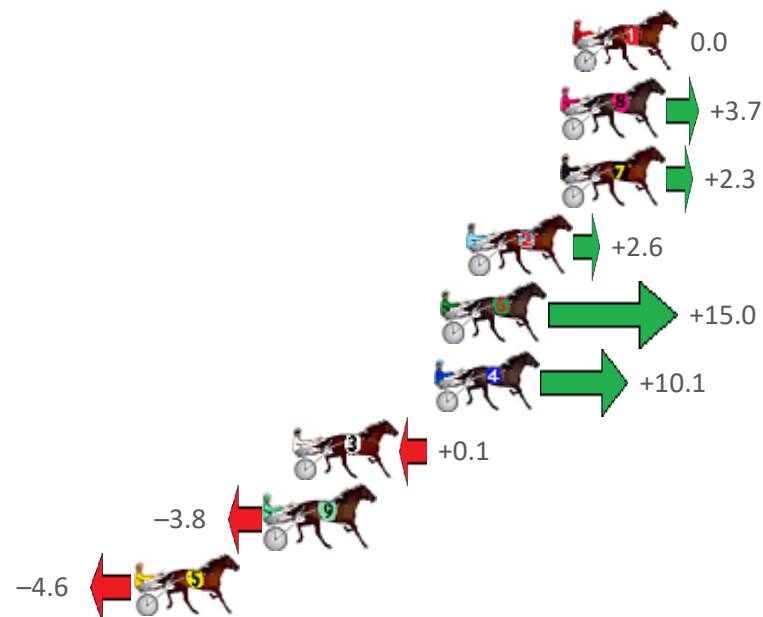
Albion Park Race 7 Distance 2138m

Friday, 12 February 2021

Gross Time: 2:37.50 MileRate: 1:58.60 LeadTime: 38.80s First Qtr: 31.50s Second Qtr: 31.20s Third Qtr: 28.60s Fourth Qtr: 27.40s

No Horse	Plc	Margin	Time	800Time (W)	400 Time (W)
1 POWER SURGE	1	0.0m	2:37.50	56.00s (0)	27.40s (0)
8 ICE PICK ANGIE	2	0.5m	2:37.54	55.74s (0)	27.13s (0)
7 DAPPER	3	0.5m	2:37.54	55.84s (1)	27.35s (1)
2 SWEET AS	4	4.2m	2:37.80	55.82s (1)	27.32s (1)
6 DOUBLE OR NOTHING	5	5.2m	2:37.88	54.96s (1)	27.11s (2)
4 HARPAGUS	6	5.5m	2:37.90	55.30s (1)	27.43s (2)
3 LETTERKENNY BOY	7	11.1m	2:38.30	55.99s (1)	27.46s (1)
9 WITH AUTHORITY	8	12.2m	2:38.38	56.26s (0)	27.63s (0)
5 TACT BESS	9	17.4m	2:38.75	56.32s (0)	27.67s (0)

Finish Position and metres gained from 800m



Sectionals
Powered by

Find out about our horse reports

Comprehensive sectional reports on any horse in Australia
Perfect if you are buying, selling or own a Standard Bred

50% off
in February

Check us out at www.pjdata.com.au and now on Facebook

The Racing Queensland Board (trading as Racing Queensland) and provider are not responsible for the completeness or accuracy of any of the information contained herein, and makes no representations about its suitability for any purpose.

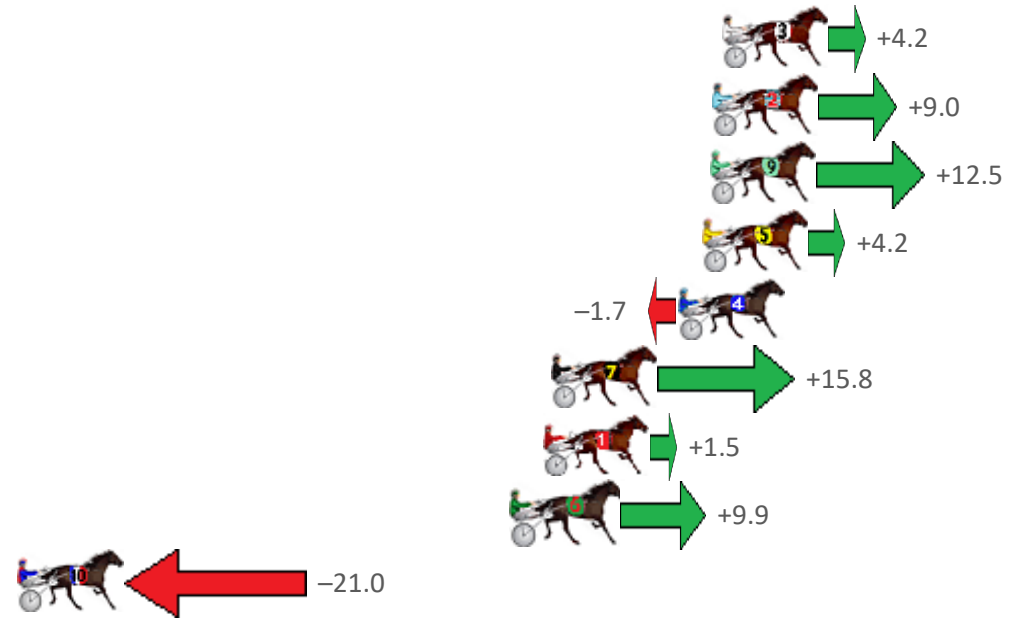
Albion Park Race 8 Distance 2138m

Friday, 12 February 2021

Gross Time: 2:34.90 MileRate: 1:56.60 LeadTime: 37.10s First Qtr: 29.90s Second Qtr: 30.10s Third Qtr: 28.70s Fourth Qtr: 29.10s

No Horse	Plc	Margin	Time	800Time (W)	400 Time (W)
3 BLUE IVY	1	0.0m	2:34.90	57.50s (0)	28.80s (0)
2 ROYAL OBSESSION	2	0.4m	2:34.93	57.15s (1)	28.96s (2)
9 MACHS MARETA	3	0.5m	2:34.94	56.90s (0)	28.66s (2)
5 GASMONKEY	4	0.8m	2:34.96	57.50s (1)	29.07s (1)
4 TEARAWAY DIAMOND	5	1.7m	2:35.03	57.92s (0)	29.22s (0)
7 DATTITUDE	6	6.8m	2:35.42	56.66s (2)	29.09s (1)
1 RANIERI	7	7.1m	2:35.44	57.69s (0)	28.99s (0)
6 WHOSTOLEMYPIGEON	8	8.3m	2:35.53	57.09s (2)	28.90s (2)
10 AQUA SANCTA	9	35.2m	2:37.59	59.31s (1)	31.13s (3)

Finish Position and metres gained from 800m



Sectionals
Powered by



Find out about our horse reports

Comprehensive sectional reports on any horse in Australia
Perfect if you are buying, selling or own a Standard Bred



**50% off
in February**

Check us out at www.pjdata.com.au and now on Facebook




The Racing Queensland Board (trading as Racing Queensland) and provider are not responsible for the completeness or accuracy of any of the information contained herein, and makes no representations about its suitability for any purpose.

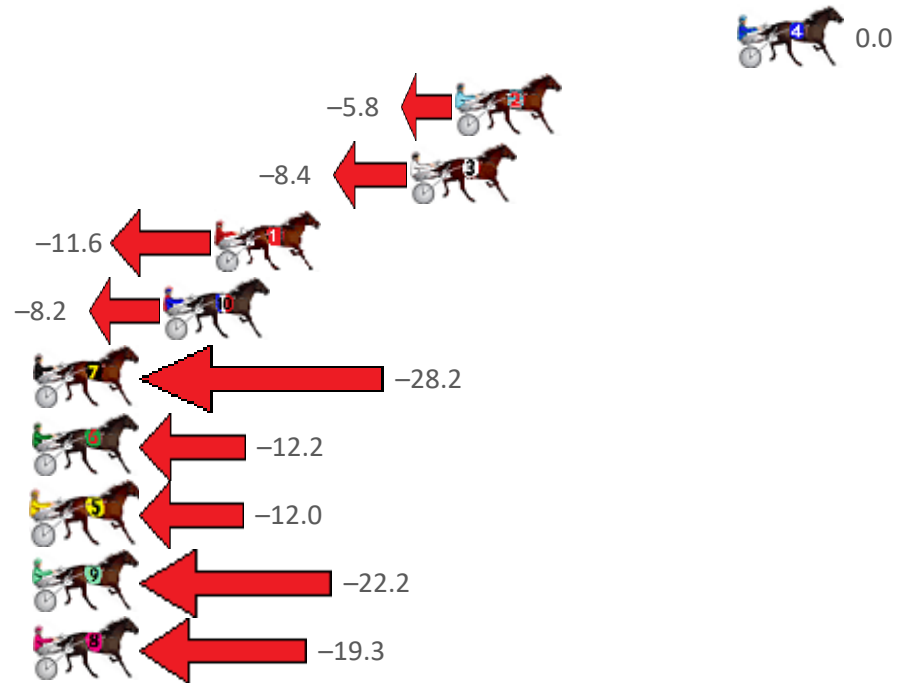
Albion Park Race 9 Distance 1660m

Friday, 12 February 2021

Gross Time: 1:56.30 MileRate: 1:52.70 LeadTime: 3.50s First Qtr: 27.10s Second Qtr: 30.20s Third Qtr: 28.40s Fourth Qtr: 27.10s

No Horse	Plc	Margin	Time	800Time (W)	400 Time (W)
4 TIZ A SIZZLER	1	0.0m	1:56.30	55.50s (0)	27.10s (0)
2 CORSINI	2	11.2m	1:57.10	55.90s (1)	27.48s (2)
3 FEEL THE REIGN	3	13.0m	1:57.23	56.08s (0)	27.56s (0)
1 HEZA BROMAC	4	20.8m	1:57.78	56.30s (0)	27.72s (0)
10 FEELINGFORARAINBOW	5	22.8m	1:57.93	56.07s (1)	27.84s (3)
7 CHANTREY	6	29.2m	1:58.38	57.45s (1)	28.72s (1)
6 IMA TOP TYCOON	7	30.0m	1:58.44	56.34s (0)	27.83s (0)
5 CHERRYS THE BEST	8	31.2m	1:58.53	56.33s (1)	27.98s (2)
9 BEE GEES BANDIT	9	32.2m	1:58.60	57.03s (1)	28.43s (2)
8 CAPTAIN KIRK	10	32.9m	1:58.65	56.83s (0)	28.27s (1)

Finish Position and metres gained from 800m



Sectionals
Powered by

Find out about our horse reports

Comprehensive sectional reports on any horse in Australia
Perfect if you are buying, selling or own a Standard Bred

50% off
in February

Check us out at www.pjdata.com.au and now on Facebook

The Racing Queensland Board (trading as Racing Queensland) and provider are not responsible for the completeness or accuracy of any of the information contained herein, and makes no representations about its suitability for any purpose.