

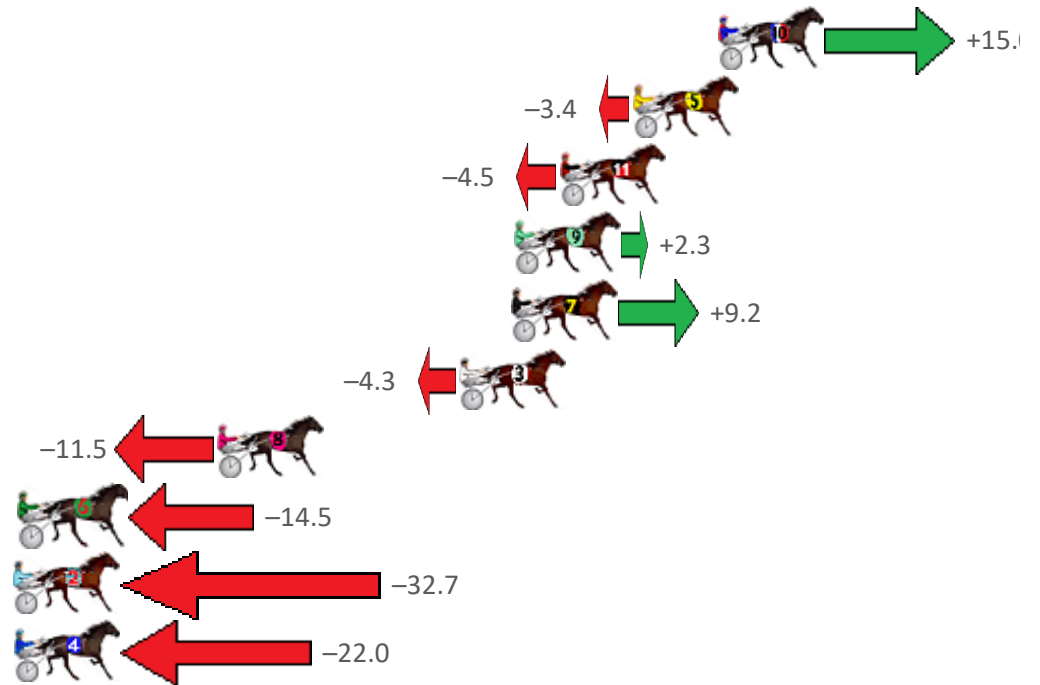
# Albion Park Race 1 Distance 2138m

Saturday, 13 February 2021

Gross Time: 2:32.70 MileRate: 1:54.90 LeadTime: 36.70s First Qtr: 29.60s Second Qtr: 29.60s Third Qtr: 28.40s Fourth Qtr: 28.40s

No Horse	Plc	Margin	Time	800Time (W)	400 Time (W)
10 CLARRY	1	0.0m	2:32.70	55.74s (1)	27.45s (2)
5 HANDSOME HERO	2	3.4m	2:32.95	57.04s (0)	28.64s (0)
11 KINGOFTHESTARS	3	6.3m	2:33.17	57.12s (1)	28.75s (1)
9 STOMPEN	4	8.1m	2:33.30	56.64s (1)	28.24s (1)
7 BRIDGET BLUE CHIP	5	8.2m	2:33.31	56.15s (2)	28.32s (3)
3 JONAH JONES	6	10.3m	2:33.47	57.10s (1)	28.69s (1)
8 SIR JULIAN	7	19.9m	2:34.18	57.61s (0)	29.08s (0)
6 MISSINMEMATE	8	27.7m	2:34.77	57.82s (2)	29.99s (2)
2 HERIUX HOMME	9	36.9m	2:35.45	59.11s (0)	30.58s (0)
4 BIG BANG LEONARD	10	37.8m	2:35.52	58.35s (0)	29.85s (1)

Finish Position and metres gained from 800m



Sectionals  
Powered by

Find out about our horse reports

Comprehensive sectional reports on any horse in Australia  
Perfect if you are buying, selling or own a Standardbred

50% off  
in February

Check us out at [www.pjdata.com.au](http://www.pjdata.com.au) and now on Facebook

The Racing Queensland Board (trading as Racing Queensland) and provider are not responsible for the completeness or accuracy of any of the information contained herein, and makes no representations about its suitability for any purpose.

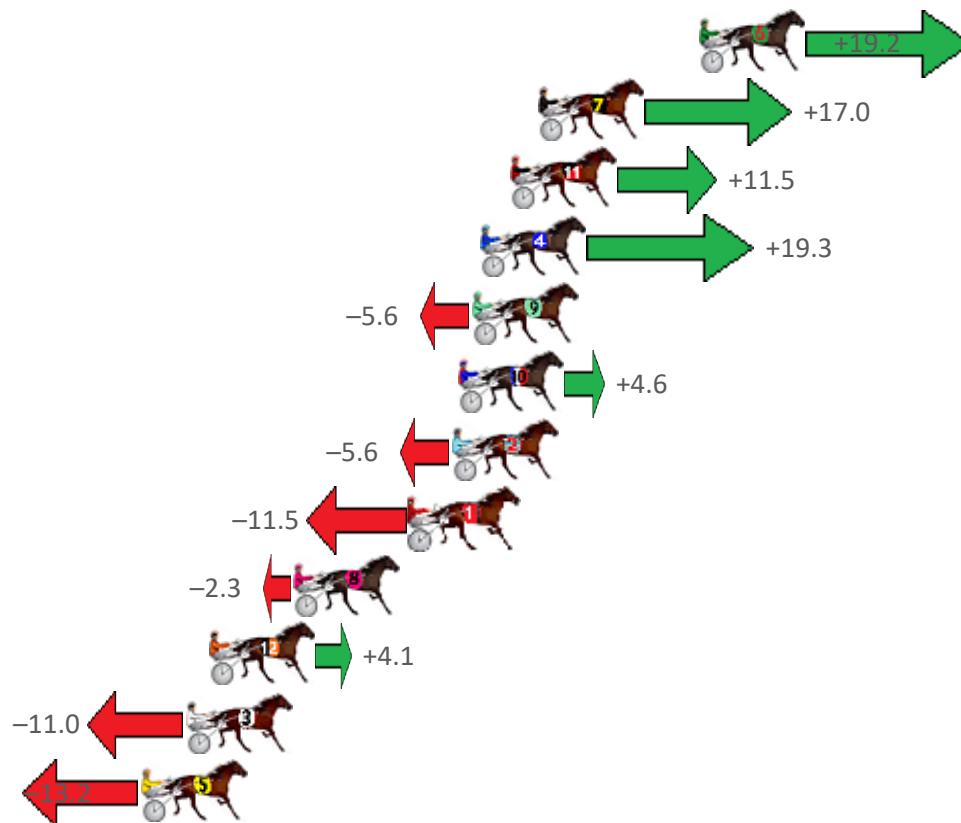
# Albion Park Race 2 Distance 2138m

Saturday, 13 February 2021

Gross Time: 2:34.60 MileRate: 1:56.40 LeadTime: 36.30s First Qtr: 28.60s Second Qtr: 30.60s Third Qtr: 29.70s Fourth Qtr: 29.40s

No Horse	Plc	Margin	Time	800Time (W)	400 Time (W)
6 ONE OFF	1	0.0m	2:34.60	57.69s (1)	28.55s (2)
7 RECIPE FOR DREAMING	2	6.4m	2:35.09	57.85s (1)	28.67s (2)
11 SONNY SAVEAO	3	7.5m	2:35.18	58.26s (0)	29.23s (1)
4 LARRY LINCOLN	4	8.7m	2:35.27	57.68s (1)	28.53s (2)
9 THEARTOFINFUSION	5	9.0m	2:35.29	59.51s (1)	30.06s (1)
10 SUGARKANE	6	9.6m	2:35.34	58.76s (1)	29.62s (2)
2 SLINGSHOT	7	9.8m	2:35.36	59.51s (0)	29.79s (0)
1 NOTORIOUS	8	11.5m	2:35.49	59.94s (0)	30.23s (0)
8 CONVAIR HUSTLER	9	16.1m	2:35.84	59.27s (0)	29.60s (0)
12 BAZIL BOY	10	19.5m	2:36.10	58.80s (0)	29.35s (1)
3 SABREUR	11	20.4m	2:36.17	59.91s (1)	30.53s (1)
5 BOMB SUIT	12	22.2m	2:36.31	60.07s (0)	30.38s (0)

Finish Position and metres gained from 800m



Sectionals  
Powered by



## Find out about our horse reports

Comprehensive sectional reports on any horse in Australia  
Perfect if you are buying, selling or own a StandardBred

**50% off**  
in February

Check us out at [www.pjdata.com.au](http://www.pjdata.com.au) and now on Facebook




The Racing Queensland Board (trading as Racing Queensland) and provider are not responsible for the completeness or accuracy of any of the information contained herein, and makes no representations about its suitability for any purpose.

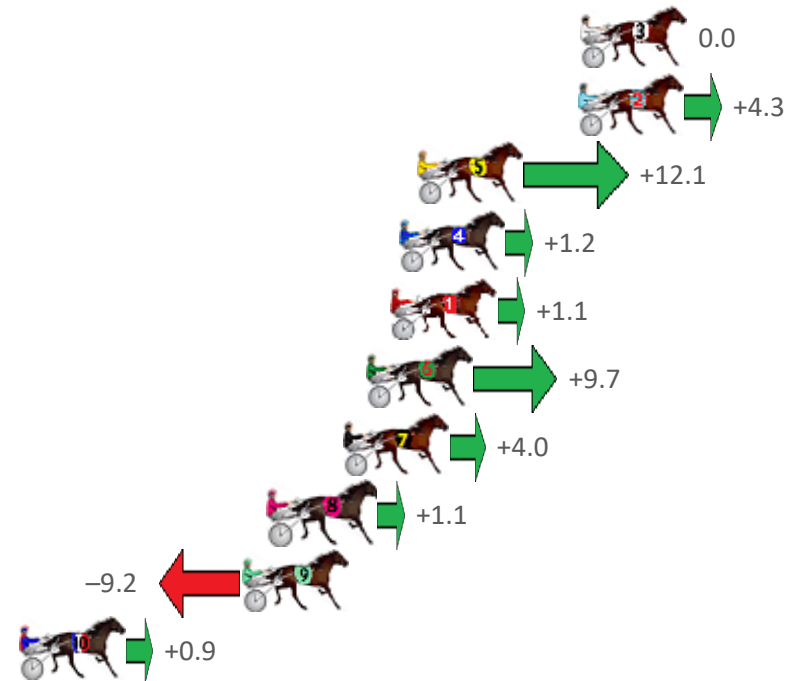
# Albion Park Race 3 Distance 1660m

Saturday, 13 February 2021

Gross Time: 1:56.90 MileRate: 1:53.30 LeadTime: 3.50s First Qtr: 27.60s Second Qtr: 29.80s Third Qtr: 28.10s Fourth Qtr: 27.90s

No Horse	Plc	Margin	Time	800Time (W)	400 Time (W)
3 PARAVANI	1	0.0m	1:56.90	56.00s (0)	27.90s (0)
2 MAJORDOIT	2	0.1m	1:56.91	55.70s (0)	27.60s (0)
5 MASTER CATCH	3	6.5m	1:57.38	55.16s (1)	27.23s (1)
4 COLONEL JOY	4	7.2m	1:57.43	55.92s (1)	27.96s (1)
1 ALE ALE KAI	5	7.5m	1:57.45	55.92s (0)	27.80s (0)
6 PACIFIC DRUMS	6	8.5m	1:57.52	55.32s (0)	27.24s (0)
7 COURAGEOUS SAINT	7	9.4m	1:57.59	55.72s (1)	27.79s (1)
8 BLACKSADANCE	8	12.3m	1:57.80	55.92s (0)	27.81s (0)
9 MAYWYNS COURAGE	9	13.4m	1:57.88	56.64s (1)	28.73s (1)
10 BOHANNAN	10	22.3m	1:58.54	55.94s (1)	28.05s (2)

Finish Position and metres gained from 800m



Sectionals  
Powered by

## Find out about our horse reports

Comprehensive sectional reports on any horse in Australia  
Perfect if you are buying, selling or own a Standard Bred

**50% off  
in February**

Check us out at [www.pjdata.com.au](http://www.pjdata.com.au) and now on Facebook

The Racing Queensland Board (trading as Racing Queensland) and provider are not responsible for the completeness or accuracy of any of the information contained herein, and makes no representations about its suitability for any purpose.

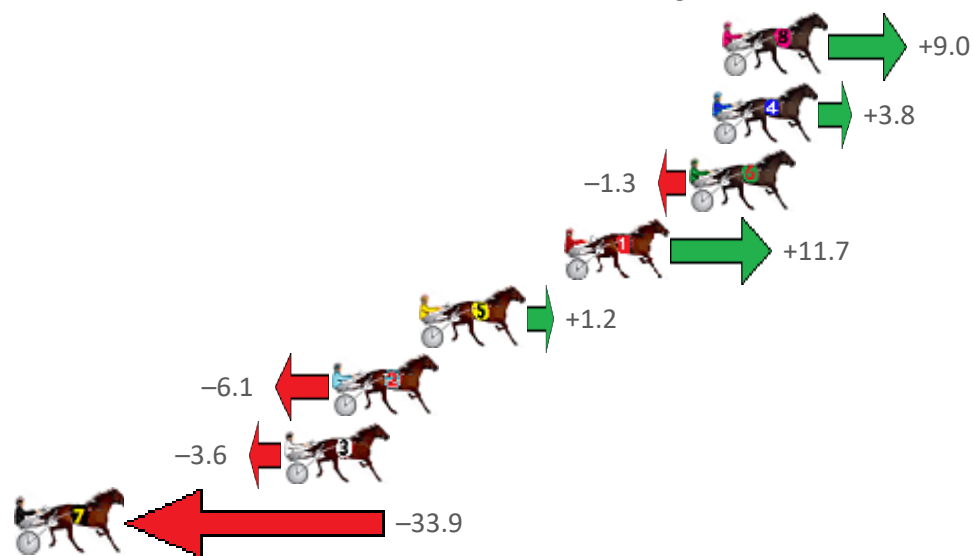
# Albion Park Race 4 Distance 2138m

Saturday, 13 February 2021

Gross Time: 2:37.70 MileRate: 1:58.70 LeadTime: 36.80s First Qtr: 30.10s Second Qtr: 31.50s Third Qtr: 29.70s Fourth Qtr: 29.60s

No Horse	Plc	Margin	Time	800Time (W)	400 Time (W)
8 GARLAND GREENE	1	0.0m	2:37.70	58.64s (1)	29.60s (1)
4 RED CASTLETON	2	0.4m	2:37.73	59.02s (0)	29.28s (0)
6 GEE UP NEDDY	3	1.3m	2:37.80	59.40s (0)	29.70s (0)
1 MUSCULUS	4	6.3m	2:38.19	58.44s (1)	29.22s (2)
5 MIRACLE RISING	5	12.0m	2:38.63	59.21s (1)	29.34s (1)
2 SKYLINE	6	15.5m	2:38.90	59.75s (0)	29.92s (0)
3 SIR FAHRENHEIT	7	17.4m	2:39.05	59.57s (0)	29.72s (0)
7 KINGDOM COME	8	37.9m	2:40.64	61.80s (1)	31.56s (1)

Finish Position and metres gained from 800m



Sectionals  
Powered by

Find out about our horse reports

Comprehensive sectional reports on any horse in Australia  
Perfect if you are buying, selling or own a Standard Bred

50% off  
in February

Check us out at [www.pjdata.com.au](http://www.pjdata.com.au) and now on Facebook

The Racing Queensland Board (trading as Racing Queensland) and provider are not responsible for the completeness or accuracy of any of the information contained herein, and makes no representations about its suitability for any purpose.

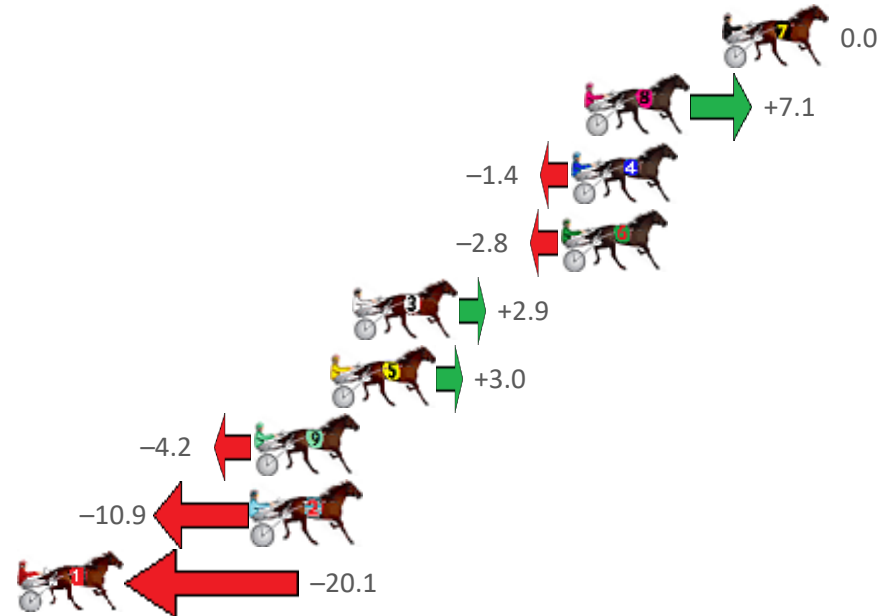
# Albion Park Race 5 Distance 1660m

Saturday, 13 February 2021

Gross Time: 2:00.60 MileRate: 1:56.90 LeadTime: 3.40s First Qtr: 27.80s Second Qtr: 32.90s Third Qtr: 28.80s Fourth Qtr: 27.70s

No Horse	Plc	Margin	Time	800Time (W)	400 Time (W)
7 ROCKITA	1	0.0m	2:00.60	56.50s (0)	27.70s (0)
8 COOL AND CALCULATIN	2	5.5m	2:01.00	56.00s (1)	28.02s (2)
4 KOTARE ELITE	3	6.0m	2:01.04	56.60s (0)	27.77s (0)
6 NIMAH FRANCO	4	6.4m	2:01.07	56.70s (1)	27.88s (1)
3 OUR ULTIMATE HANNA	5	14.7m	2:01.67	56.30s (1)	27.79s (2)
5 ASHLEE NITRO	6	15.6m	2:01.74	56.29s (0)	27.33s (2)
9 SUKI DAYO	7	18.6m	2:01.96	56.79s (0)	27.78s (1)
2 PEGGY STARDUST	8	18.7m	2:01.96	57.27s (1)	28.20s (1)
1 MIDNIGHT QUEEN	9	29.5m	2:02.75	57.91s (0)	28.96s (0)

Finish Position and metres gained from 800m



Sectionals  
Powered by

## Find out about our horse reports

Comprehensive sectional reports on any horse in Australia  
Perfect if you are buying, selling or own a Standard Bred

**50% off  
in February**

Check us out at [www.pjdata.com.au](http://www.pjdata.com.au) and now on Facebook

The Racing Queensland Board (trading as Racing Queensland) and provider are not responsible for the completeness or accuracy of any of the information contained herein, and makes no representations about its suitability for any purpose.



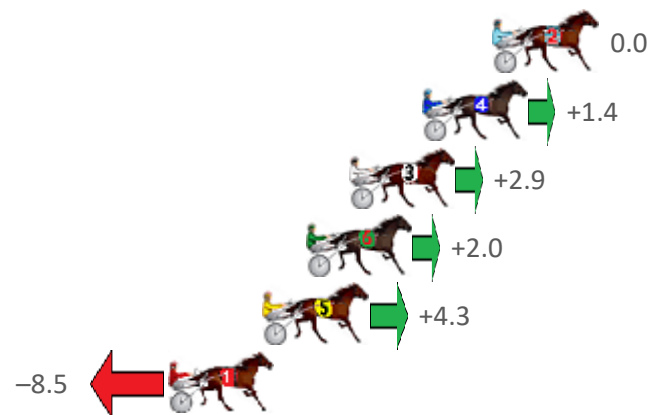
# Albion Park Race 6 Distance 2138m

Saturday, 13 February 2021

Gross Time: 2:34.60 MileRate: 1:56.30 LeadTime: 38.30s First Qtr: 31.20s Second Qtr: 30.30s Third Qtr: 27.90s Fourth Qtr: 26.90s

No Horse	Plc	Margin	Time	800Time (W)	400 Time (W)
2 NORTHVIEW HUSTLER	1	0.0m	2:34.60	54.80s (0)	26.90s (0)
4 ROCK WITH SAM	2	2.8m	2:34.80	54.70s (1)	26.98s (1)
3 CLINTAL DO	3	5.7m	2:35.00	54.60s (1)	26.85s (1)
6 MAJOR CAM	4	7.4m	2:35.12	54.66s (0)	26.57s (2)
5 LETS KATCHMEIFUCAN	5	9.1m	2:35.24	54.51s (1)	27.27s (2)
1 SUBTLE DELIGHT	6	12.9m	2:35.51	55.38s (0)	27.40s (0)

Finish Position and metres gained from 800m



Sectionals  
Powered by



Find out about our horse reports

Comprehensive sectional reports on any horse in Australia  
Perfect if you are buying, selling or own a Standard Bred

50% off  
in February

Check us out at [www.pjdata.com.au](http://www.pjdata.com.au) and now on Facebook


The Racing Queensland Board (trading as Racing Queensland) and provider are not responsible for the completeness or accuracy of any of the information contained herein, and makes no representations about its suitability for any purpose.

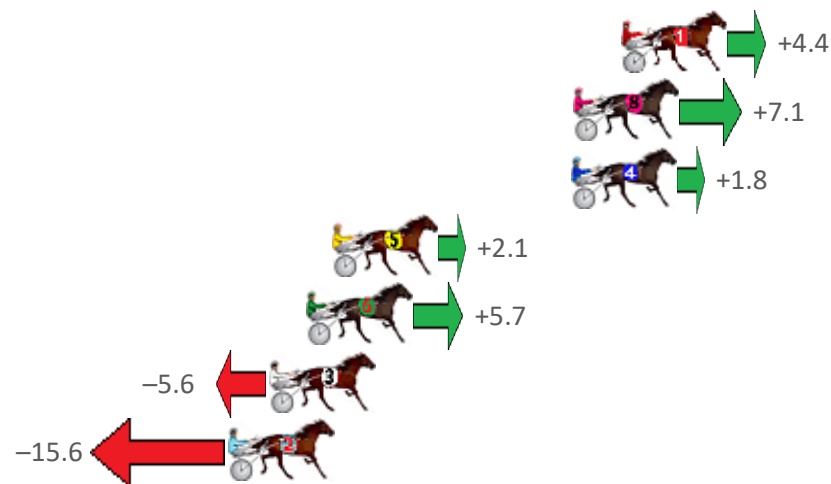
# Albion Park Race 7 Distance 1660m

Saturday, 13 February 2021

Gross Time: 1:57.10 MileRate: 1:53.50 LeadTime: 3.50s First Qtr: 28.00s Second Qtr: 30.90s Third Qtr: 27.90s Fourth Qtr: 26.80s

No Horse	Plc	Margin	Time	800Time (W)	400 Time (W)
1 CARDLESFROMHEAVEN	1	0.0m	1:57.10	54.40s (0)	26.51s (0)
8 RUBIES FOR TASH	2	1.9m	1:57.23	54.22s (0)	26.35s (0)
4 SECRETAGENT TYCOON	3	2.0m	1:57.24	54.58s (1)	26.87s (1)
5 IMASPORTSSTAR	4	11.5m	1:57.91	54.56s (1)	26.75s (1)
6 FRANCO LANDRY	5	12.5m	1:57.98	54.31s (1)	26.50s (1)
3 OUR MAJOR DAY	6	14.0m	1:58.09	55.08s (1)	27.23s (1)
2 KEY LARGO	7	15.6m	1:58.20	55.76s (0)	27.84s (0)

Finish Position and metres gained from 800m



Sectionals  
Powered by



Find out about our horse reports

Comprehensive sectional reports on any horse in Australia  
Perfect if you are buying, selling or own a Standard Bred

50% off  
in February

Check us out at [www.pjdata.com.au](http://www.pjdata.com.au) and now on Facebook


The Racing Queensland Board (trading as Racing Queensland) and provider are not responsible for the completeness or accuracy of any of the information contained herein, and makes no representations about its suitability for any purpose.

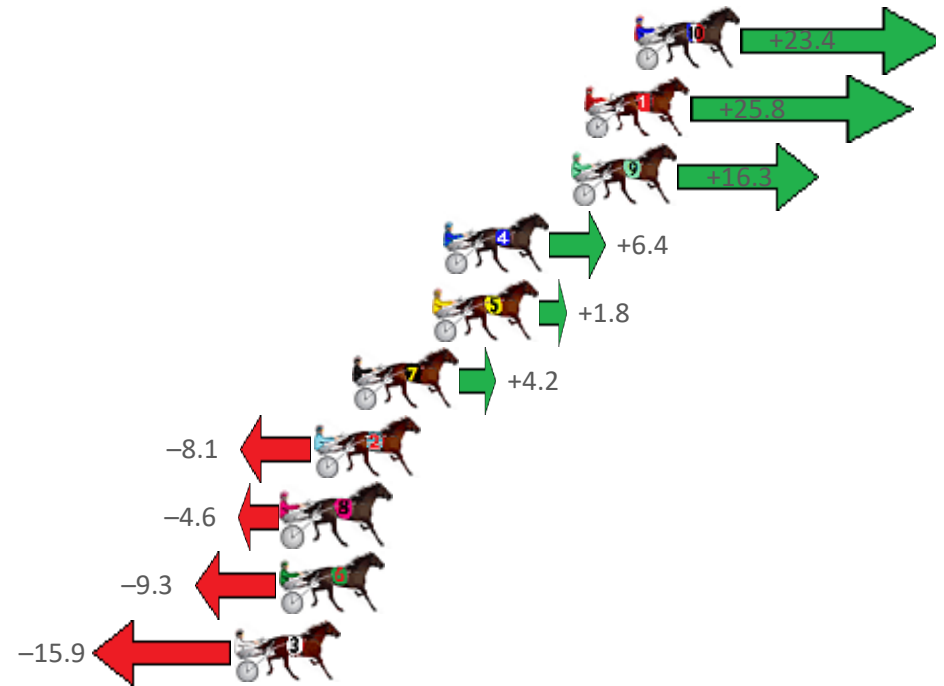
# Albion Park Race 8 Distance 1660m

Saturday, 13 February 2021

Gross Time: 1:57.50 MileRate: 1:54.00 LeadTime: 3.40s First Qtr: 27.10s Second Qtr: 28.80s Third Qtr: 28.70s Fourth Qtr: 29.50s

No Horse	Plc	Margin	Time	800Time (W)	400 Time (W)
10 THATS HOW WEROLL	1	0.0m	1:57.50	56.51s (1)	28.21s (2)
1 PETITE PAREE	2	2.0m	1:57.65	56.33s (1)	28.06s (1)
9 MONTANA CHIEF	3	2.5m	1:57.69	57.02s (1)	28.72s (2)
4 JUST JOSHIN	4	7.6m	1:58.09	57.74s (1)	29.43s (2)
5 LITTLE BOLT	5	8.0m	1:58.12	58.07s (1)	29.85s (2)
7 ARTHUR LOWE	6	11.2m	1:58.37	57.90s (0)	29.69s (1)
2 FIRE AND ICE	7	12.7m	1:58.48	58.79s (0)	30.11s (0)
8 SO KOOL MASTER	8	14.0m	1:58.58	58.53s (0)	29.90s (0)
6 AT WEST POINT	9	14.1m	1:58.59	58.87s (1)	30.40s (1)
3 GOTTA MOMENT	10	15.9m	1:58.73	59.35s (0)	30.67s (0)

Finish Position and metres gained from 800m



Sectionals  
Powered by

Find out about our horse reports

Comprehensive sectional reports on any horse in Australia  
Perfect if you are buying, selling or own a Standard Bred

Check us out at [www.pjdata.com.au](http://www.pjdata.com.au) and now on Facebook

The Racing Queensland Board (trading as Racing Queensland) and provider are not responsible for the completeness or accuracy of any of the information contained herein, and makes no representations about its suitability for any purpose.