

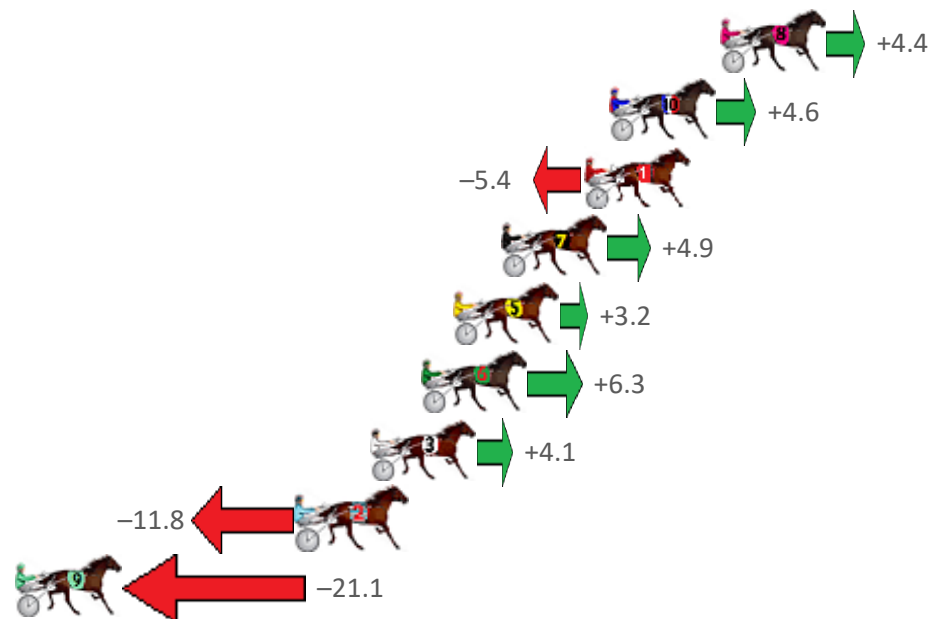
Albion Park Race 1 Distance 1660m

Tuesday, 23 February 2021

Gross Time: 2:02.30 MileRate: 1:58.50 LeadTime: 3.60s First Qtr: 29.30s Second Qtr: 30.50s Third Qtr: 29.10s Fourth Qtr: 29.80s

No Horse	Plc	Margin	Time	800Time (W)	400 Time (W)
8 ILLBEWATCHING	1	0.0m	2:02.30	58.58s (0)	29.44s (0)
10 FAMOUS SHOES	2	4.4m	2:02.64	58.56s (0)	29.41s (0)
1 KID CALVERT	3	5.4m	2:02.72	59.30s (0)	30.20s (0)
7 MELTON LUCKY	4	8.7m	2:02.98	58.54s (1)	29.81s (2)
5 GRINYDONTCHA	5	10.6m	2:03.13	58.67s (0)	29.55s (0)
6 REDDY FIRE	6	11.9m	2:03.23	58.44s (1)	29.67s (1)
3 ELLE JAY	7	13.9m	2:03.39	58.60s (0)	29.47s (0)
2 STAR OF WONDER	8	16.8m	2:03.61	59.76s (1)	30.53s (1)
9 SOMEWHEREINHEAVEN	9	30.3m	2:04.67	60.44s (1)	31.76s (2)

Finish Position and metres gained from 800m



Sectionals
Powered by



Find out about our horse reports

Comprehensive sectional reports on any horse in Australia
Perfect if you are buying, selling or own a Standard Bred



**50% off
in February**

Check us out at www.pjdata.com.au and now on Facebook




The Racing Queensland Board (trading as Racing Queensland) and provider are not responsible for the completeness or accuracy of any of the information contained herein, and makes no representations about its suitability for any purpose.

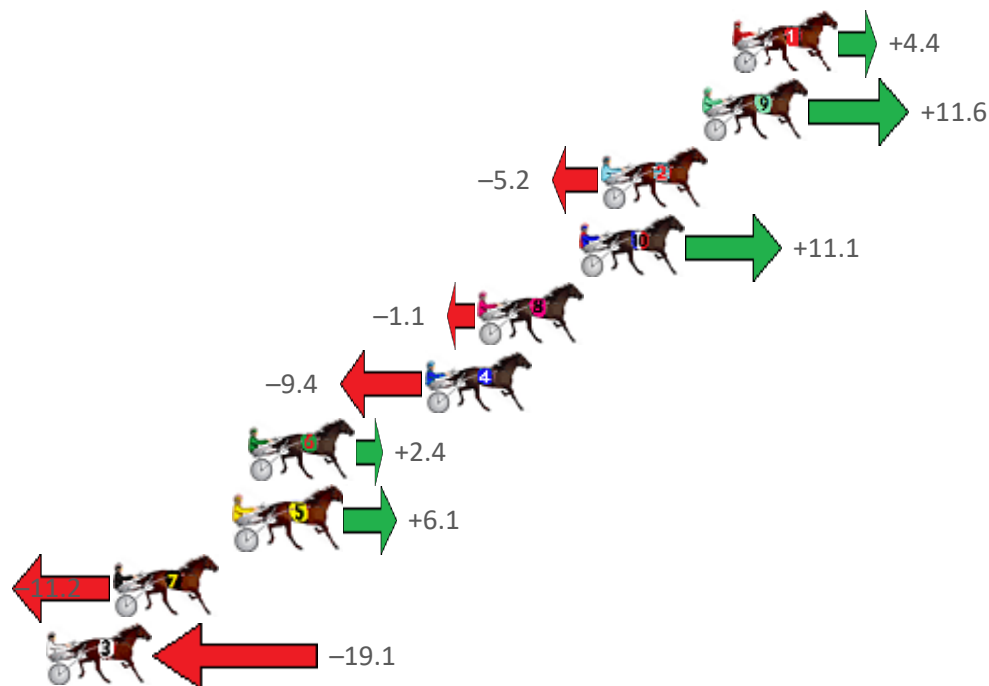
Albion Park Race 2 Distance 1660m

Tuesday, 23 February 2021

Gross Time: 2:00.30 MileRate: 1:56.60 LeadTime: 3.30s First Qtr: 28.20s Second Qtr: 31.40s Third Qtr: 28.70s Fourth Qtr: 28.70s

No Horse	Plc	Margin	Time	800Time (W)	400 Time (W)
1 AURORA ROSE	1	0.0m	2:00.30	57.09s (0)	28.37s (0)
9 GROOVY MISS ANNIE	2	1.2m	2:00.39	56.57s (1)	27.87s (1)
2 CLARES FOOL	3	5.2m	2:00.69	57.77s (0)	29.07s (0)
10 THE RAGNBONE MAN	4	6.1m	2:00.76	56.61s (1)	28.09s (2)
8 TURN TURN FLYER	5	10.1m	2:01.06	57.48s (0)	28.75s (0)
4 GUTS	6	12.2m	2:01.22	58.07s (1)	29.27s (1)
6 RISKY BUZINESS	7	19.2m	2:01.75	57.23s (1)	28.49s (1)
5 IMA BIRUBI BOY	8	19.7m	2:01.78	56.96s (1)	28.15s (1)
7 DOWNTOWN LUCCA	9	24.6m	2:02.15	58.20s (0)	29.47s (0)
3 MELTON MAX GENTLE	10	27.3m	2:02.36	58.76s (1)	30.05s (1)

Finish Position and metres gained from 800m



Sectionals
Powered by



Find out about our horse reports

Comprehensive sectional reports on any horse in Australia
Perfect if you are buying, selling or own a Standard Bred

50% off
in February

Check us out at www.pjdata.com.au and now on Facebook




The Racing Queensland Board (trading as Racing Queensland) and provider are not responsible for the completeness or accuracy of any of the information contained herein, and makes no representations about its suitability for any purpose.

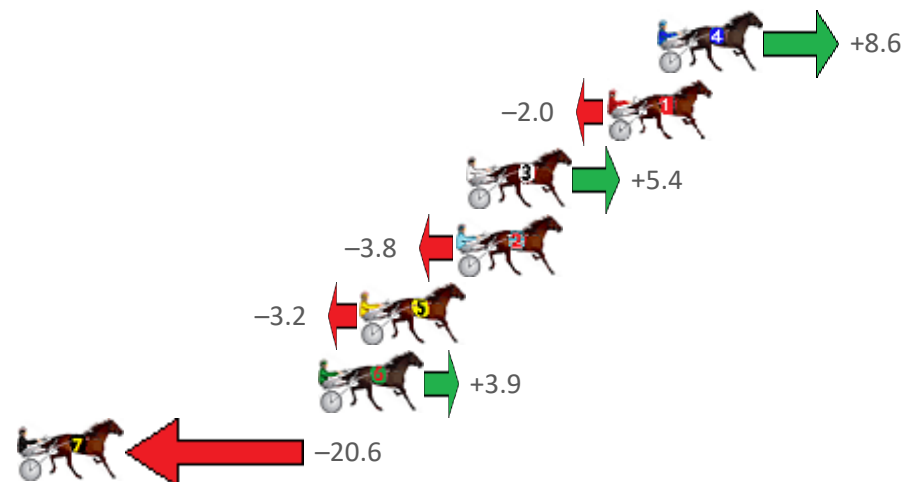
Albion Park Race 3 Distance 2138m

Tuesday, 23 February 2021

Gross Time: 2:32.40 MileRate: 1:54.70 LeadTime: 37.20s First Qtr: 29.70s Second Qtr: 29.80s Third Qtr: 28.20s Fourth Qtr: 27.50s

No Horse	Plc	Margin	Time	800Time (W)	400 Time (W)
4 COURAGEOUS SAINT	1	0.0m	2:32.40	55.10s (1)	27.28s (2)
1 PACIFIC DRUMS	2	2.0m	2:32.54	55.84s (0)	27.64s (0)
3 MARETTI	3	7.6m	2:32.95	55.33s (1)	27.25s (1)
2 AQUA MISS	4	8.0m	2:32.98	55.96s (0)	27.76s (0)
5 SABRAGE	5	11.8m	2:33.25	55.92s (0)	27.71s (0)
6 ELMS CREEK	6	13.5m	2:33.38	55.43s (1)	27.52s (0)
7 ARTHUR LOWE	7	25.4m	2:34.24	57.13s (1)	28.88s (1)

Finish Position and metres gained from 800m



Sectionals
Powered by



Find out about our horse reports

Comprehensive sectional reports on any horse in Australia
Perfect if you are buying, selling or own a Standard Bred

50% off
in February

Check us out at www.pjdata.com.au and now on Facebook




The Racing Queensland Board (trading as Racing Queensland) and provider are not responsible for the completeness or accuracy of any of the information contained herein, and makes no representations about its suitability for any purpose.

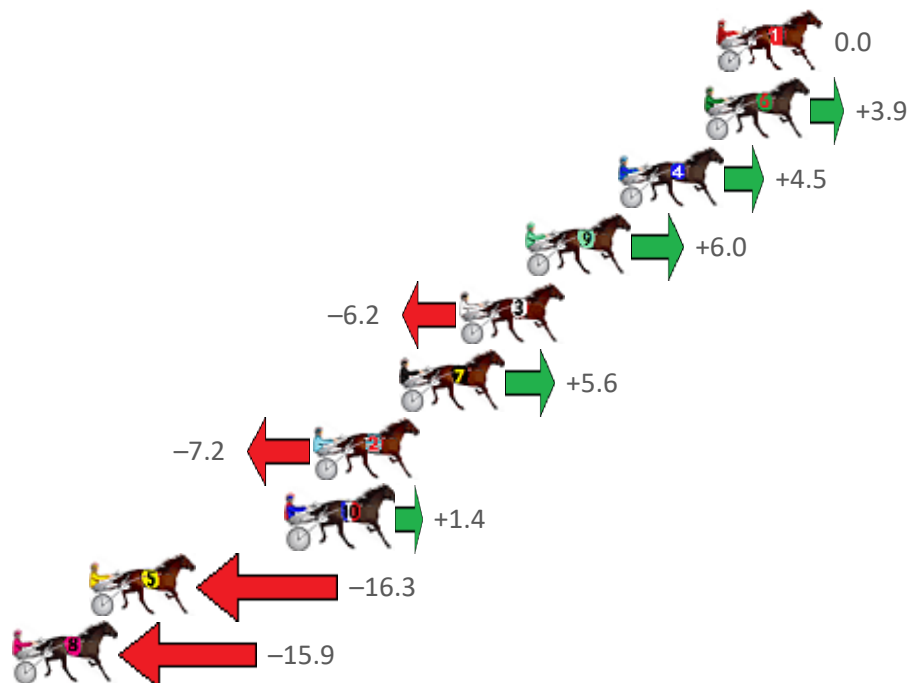
Albion Park Race 4 Distance 1660m

Tuesday, 23 February 2021

Gross Time: 1:57.70 MileRate: 1:54.10 LeadTime: 3.40s First Qtr: 26.70s Second Qtr: 29.60s Third Qtr: 28.70s Fourth Qtr: 29.30s

No Horse	Plc	Margin	Time	800Time (W)	400 Time (W)
1 JINGLES BROMAC	1	0.0m	1:57.70	58.00s (0)	29.30s (0)
6 CAPTAINS PICK	2	0.5m	1:57.74	57.72s (0)	29.02s (0)
4 DOCTA FEELGOOD	3	3.9m	1:58.00	57.68s (1)	28.90s (1)
9 SIR SEMPER FIDELIS	4	7.6m	1:58.28	57.57s (1)	28.79s (1)
3 ARTISTIC SAINT	5	10.2m	1:58.48	58.45s (1)	29.69s (1)
7 FORGIVE ME	6	12.6m	1:58.67	57.60s (1)	28.85s (1)
2 ROWDYS ACE	7	16.0m	1:58.93	58.52s (0)	29.68s (0)
10 NEWMERELLA LADYKAY	8	17.0m	1:59.01	57.90s (0)	28.83s (1)
5 OUR FRIEND	9	24.9m	1:59.61	59.18s (2)	29.98s (2)
8 LIFEINHEAVEN	10	29.5m	1:59.97	59.15s (0)	30.11s (0)

Finish Position and metres gained from 800m



Sectionals
Powered by

Find out about our horse reports

Comprehensive sectional reports on any horse in Australia
Perfect if you are buying, selling or own a Standard Bred

**50% off
in February**

Check us out at www.pjdata.com.au and now on Facebook

The Racing Queensland Board (trading as Racing Queensland) and provider are not responsible for the completeness or accuracy of any of the information contained herein, and makes no representations about its suitability for any purpose.

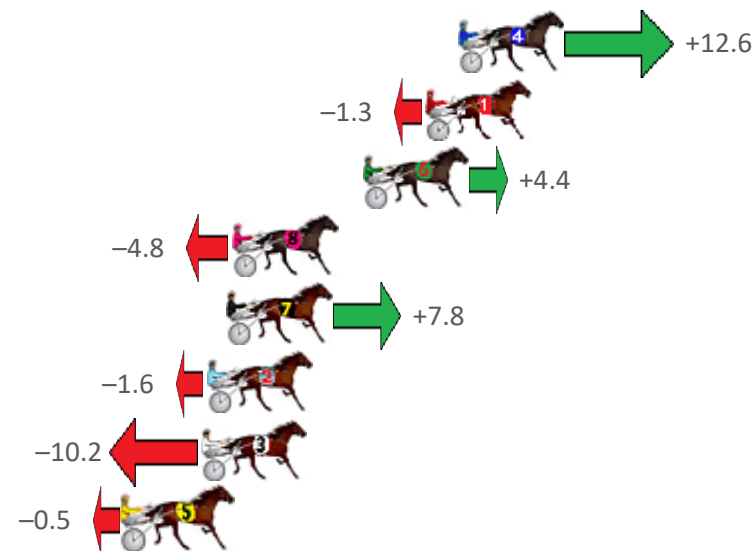
Albion Park Race 5 Distance 1660m

Tuesday, 23 February 2021

Gross Time: 1:55.70 MileRate: 1:52.10 LeadTime: 3.40s First Qtr: 26.30s Second Qtr: 29.20s Third Qtr: 28.20s Fourth Qtr: 28.60s

No Horse	Plc	Margin	Time	800Time (W)	400 Time (W)
4 MAYWYNS COURAGE	1	0.0m	1:55.70	55.91s (1)	27.95s (2)
1 IMASPORTSSTAR	2	1.3m	1:55.80	56.89s (0)	28.69s (0)
6 KINGOFTHESTARS	3	3.8m	1:55.99	56.49s (1)	28.30s (1)
8 MIDNIGHT MAN	4	9.0m	1:56.38	57.14s (0)	28.93s (0)
7 SIR JULIAN	5	9.2m	1:56.39	56.25s (1)	28.16s (1)
2 LETTUCEFIRESTAR	6	10.0m	1:56.45	56.91s (0)	28.69s (0)
3 AT WEST POINT	7	10.2m	1:56.47	57.52s (1)	29.23s (1)
5 MY MASTERCRAFTSMA	8	13.3m	1:56.70	56.84s (0)	28.62s (0)

Finish Position and metres gained from 800m



Sectionals
Powered by



Find out about our horse reports

Comprehensive sectional reports on any horse in Australia
Perfect if you are buying, selling or own a Standard Bred

50% off
in February

Check us out at www.pjdata.com.au and now on Facebook




The Racing Queensland Board (trading as Racing Queensland) and provider are not responsible for the completeness or accuracy of any of the information contained herein, and makes no representations about its suitability for any purpose.

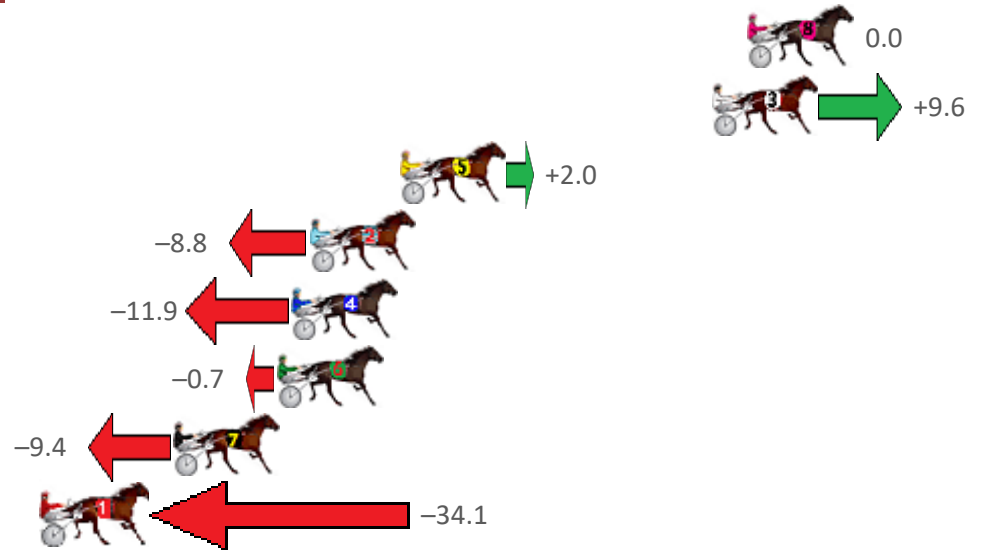
Albion Park Race 6 Distance 1660m

Tuesday, 23 February 2021

Gross Time: 1:55.90 MileRate: 1:52.40 LeadTime: 3.40s First Qtr: 27.30s Second Qtr: 28.60s Third Qtr: 28.70s Fourth Qtr: 27.90s

No Horse	Plc	Margin	Time	800Time (W)	400 Time (W)
8 FRANCO HAMPTON	1	0.0m	1:55.90	56.60s (0)	27.90s (0)
3 ARTFUL MAID	2	1.4m	1:56.00	55.92s (1)	27.46s (1)
5 NEARIS GREEN	3	13.8m	1:56.91	56.46s (1)	28.02s (1)
2 NEWPORT DREAMZ	4	17.4m	1:57.18	57.22s (0)	28.30s (0)
4 DATTITUDE	5	18.1m	1:57.23	57.44s (1)	28.92s (1)
6 JAY TEE TYRON	6	18.7m	1:57.27	56.65s (0)	28.03s (1)
7 CLASSIE AMERICAN	7	22.8m	1:57.57	57.26s (0)	28.37s (0)
1 WITH AUTHORITY	8	38.5m	1:58.72	59.00s (0)	30.07s (0)

Finish Position and metres gained from 800m



Sectionals
Powered by

Find out about our horse reports

Comprehensive sectional reports on any horse in Australia
Perfect if you are buying, selling or own a Standard Bred

Check us out at www.pjdata.com.au and now on Facebook



The Racing Queensland Board (trading as Racing Queensland) and provider are not responsible for the completeness or accuracy of any of the information contained herein, and makes no representations about its suitability for any purpose.


Albion Park Race 7 Distance 1660m

Tuesday, 23 February 2021

Gross Time: 1:59.10 MileRate: 1:55.40 LeadTime: 3.40s First Qtr: 27.90s Second Qtr: 31.70s Third Qtr: 28.30s Fourth Qtr: 27.80s

No Horse	Plc	Margin	Time	800Time (W)	400 Time (W)
8 BONDI SHAKE	1	0.0m	1:59.10	55.78s (0)	27.48s (0)
1 COPPICE	2	0.1m	1:59.11	56.11s (0)	27.81s (0)
10 SCOTCH EN ICE	3	11.1m	1:59.91	55.70s (2)	27.67s (3)
5 LANCELOT BROMAC	4	13.4m	2:00.08	55.56s (1)	27.54s (1)
9 SIGNOR JUJON	5	14.2m	2:00.14	56.45s (0)	28.15s (0)
7 GRETELS GIRL	6	18.3m	2:00.44	56.41s (0)	28.10s (0)
2 MAKINMEFEELGOOD	7	21.6m	2:00.68	56.76s (2)	28.66s (2)
6 HIGH ON MONTANA	8	33.2m	2:01.53	58.05s (1)	29.71s (1)
3 BOPPIN THE BLUES	9	33.6m	2:01.56	57.77s (1)	29.44s (1)

Finish Position and metres gained from 800m



Sectionals
Powered by



Find out about our horse reports

Comprehensive sectional reports on any horse in Australia
Perfect if you are buying, selling or own a Standard Bred

50% off
in February

Check us out at www.pjdata.com.au and now on Facebook




The Racing Queensland Board (trading as Racing Queensland) and provider are not responsible for the completeness or accuracy of any of the information contained herein, and makes no representations about its suitability for any purpose.

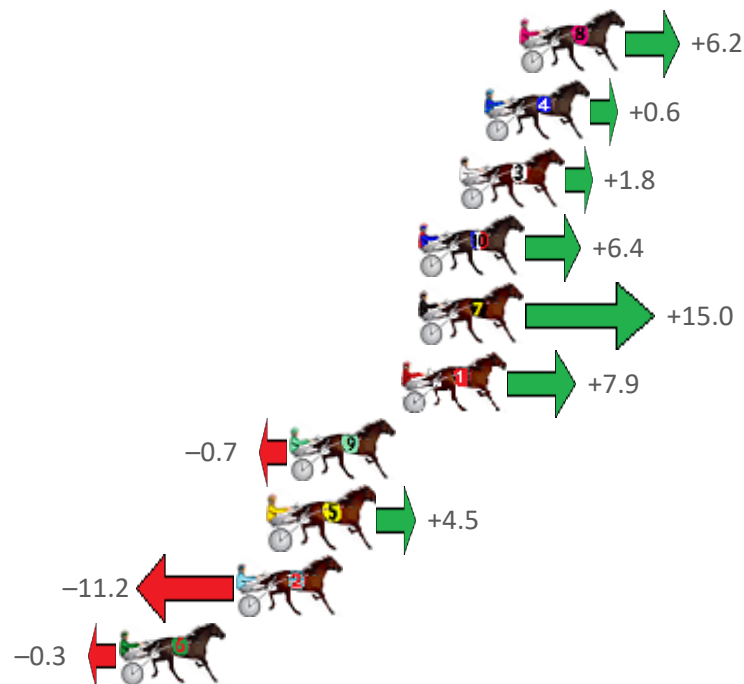
Albion Park Race 8 Distance 1660m

Tuesday, 23 February 2021

Gross Time: 1:59.40 MileRate: 1:55.70 LeadTime: 3.40s First Qtr: 28.70s Second Qtr: 30.90s Third Qtr: 28.50s Fourth Qtr: 27.90s

No Horse	Plc	Margin	Time	800Time (W)	400 Time (W)
8 BETTATHANIDEAL	1	0.0m	1:59.40	55.97s (1)	27.59s (1)
4 MORESCO	2	1.4m	1:59.50	56.36s (1)	27.98s (1)
3 SHEZ ALL STYLE	3	2.4m	1:59.58	56.27s (0)	27.78s (0)
10 MEGA STAR	4	4.0m	1:59.69	55.95s (1)	27.53s (1)
7 STINGER LINDENNY	5	4.0m	1:59.69	55.35s (1)	27.61s (2)
1 HELLO ITS ME	6	4.7m	1:59.74	55.85s (0)	27.28s (1)
9 POPEYE RUSSELL	7	9.1m	2:00.07	56.45s (0)	27.81s (0)
5 ILLAWONG DREAMTIM	8	9.9m	2:00.13	56.08s (1)	27.70s (2)
2 DONNY JONES	9	11.2m	2:00.22	57.19s (0)	28.68s (0)
6 FIRE AND ICE	10	15.9m	2:00.57	56.42s (2)	28.73s (2)

Finish Position and metres gained from 800m



Sectionals
Powered by



Find out about our horse reports

Comprehensive sectional reports on any horse in Australia
Perfect if you are buying, selling or own a StandardBred



**50% off
in February**

Check us out at www.pjdata.com.au and now on Facebook




The Racing Queensland Board (trading as Racing Queensland) and provider are not responsible for the completeness or accuracy of any of the information contained herein, and makes no representations about its suitability for any purpose.

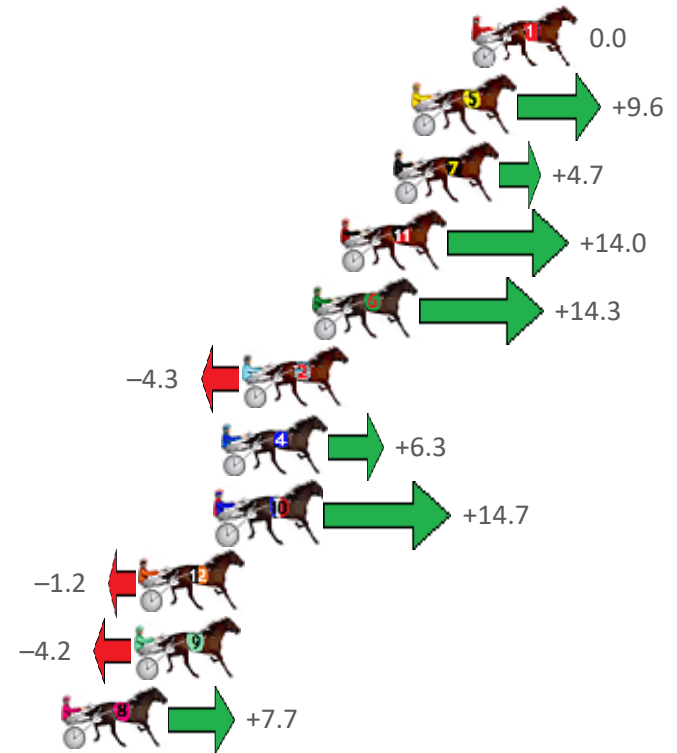
Albion Park Race 9 Distance 2138m

Tuesday, 23 February 2021

Gross Time: 2:35.30 MileRate: 1:56.90 LeadTime: 37.80s First Qtr: 30.00s Second Qtr: 31.20s Third Qtr: 27.70s Fourth Qtr: 28.60s

No Horse	Plc	Margin	Time	800Time (W)	400 Time (W)
1 GOTTA MOMENT	1	0.0m	2:35.30	56.30s (0)	28.60s (0)
5 POWER SURGE	2	2.4m	2:35.48	55.63s (1)	28.32s (1)
7 SAM IS PERFECTION	3	3.1m	2:35.53	55.97s (1)	28.76s (1)
11 CASINO TOMMY	4	5.2m	2:35.69	55.32s (2)	28.33s (2)
6 IM COMPLIANT	5	6.3m	2:35.77	55.30s (1)	27.95s (1)
2 IDEAL SITUATION	6	9.1m	2:35.98	56.60s (0)	28.74s (0)
4 HEZA BROMAC	7	9.9m	2:36.04	55.86s (1)	28.51s (1)
10 MARK OF INTEGRITY	8	10.1m	2:36.06	55.27s (1)	27.87s (2)
12 SMITHSTARS LEXUS	9	13.2m	2:36.29	56.38s (2)	29.40s (2)
9 WATTLEBANK FLYER	10	13.4m	2:36.31	56.59s (0)	28.73s (0)
8 JOHNNY WHITE	11	16.3m	2:36.52	55.76s (2)	28.61s (2)

Finish Position and metres gained from 800m



Sectionals
Powered by



Find out about our horse reports

Comprehensive sectional reports on any horse in Australia
Perfect if you are buying, selling or own a Standard Bred



**50% off
in February**

Check us out at www.pjdata.com.au and now on Facebook




The Racing Queensland Board (trading as Racing Queensland) and provider are not responsible for the completeness or accuracy of any of the information contained herein, and makes no representations about its suitability for any purpose.