

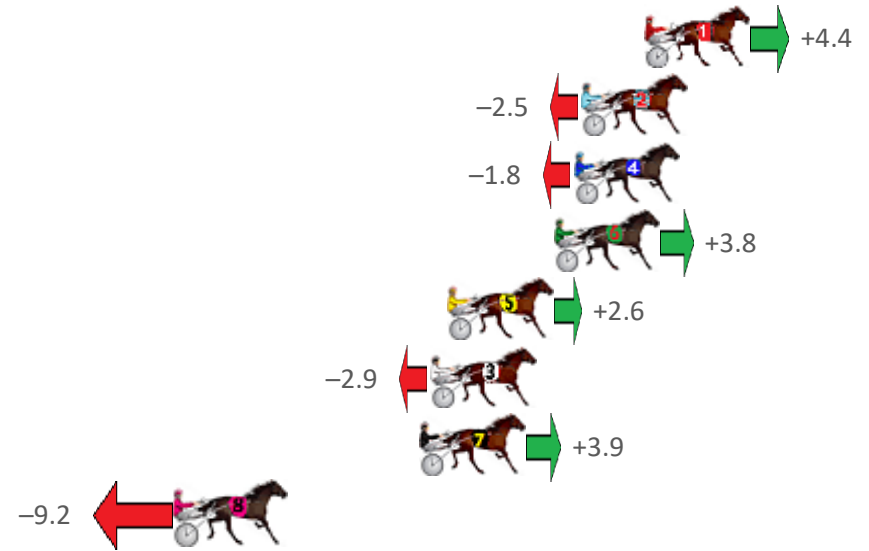
Albion Park Race 1 Distance 1660m

Tuesday, 2 March 2021

Gross Time: 1:59.40 MileRate: 1:55.80 LeadTime: 3.40s First Qtr: 28.40s Second Qtr: 31.00s Third Qtr: 27.90s Fourth Qtr: 28.70s

No Horse	Plc	Margin	Time	800Time (W)	400 Time (W)
1 GROOVY MISS ANNIE	1	0.0m	1:59.40	56.29s (0)	28.39s (0)
2 THE RAGNBONE MAN	2	2.5m	1:59.59	56.78s (0)	28.88s (0)
4 COPPICE	3	2.8m	1:59.61	56.73s (1)	28.71s (1)
6 LANCELOT BROMAC	4	3.6m	1:59.67	56.33s (2)	28.63s (2)
5 CHAINLINC	5	7.8m	1:59.99	56.42s (1)	28.44s (1)
3 A ROCKNROLL LEGACY	6	8.5m	2:00.04	56.80s (1)	28.79s (1)
7 WOODLANDS WONDER	7	8.9m	2:00.07	56.33s (2)	28.59s (2)
8 MY ULTIMATE HELL	8	18.6m	2:00.80	57.25s (0)	29.14s (0)

Finish Position and metres gained from 800m



Sectionals
Powered by

PJ HARNESS ANALYSER
HORSE REPORTS RAW DATA
All your sectional needs
Check us out at www.pjdata.com.au and now on Facebook



The Racing Queensland Board (trading as Racing Queensland) and provider are not responsible for the completeness or accuracy of any of the information contained herein, and makes no representations about its suitability for any purpose.

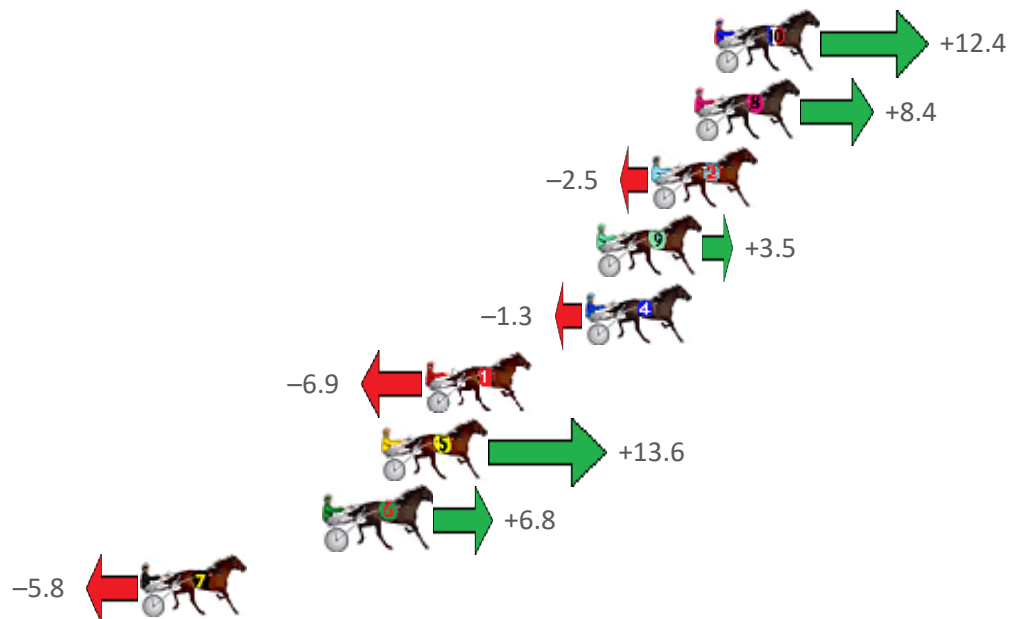
Albion Park Race 2 Distance 1660m

Tuesday, 2 March 2021

Gross Time: 2:02.00 MileRate: 1:58.20 LeadTime: 3.40s First Qtr: 29.00s Second Qtr: 31.00s Third Qtr: 28.50s Fourth Qtr: 30.10s

No Horse	Plc	Margin	Time	800Time (W)	400 Time (W)
10 TORQUE TO THE MAX	1	0.0m	2:02.00	57.70s (1)	29.31s (2)
8 MANOFLISA	2	0.8m	2:02.06	57.99s (0)	29.31s (1)
2 ELLE JAY	3	2.5m	2:02.20	58.78s (0)	30.29s (0)
9 BEYOND A SHADOW	4	4.7m	2:02.37	58.35s (1)	30.00s (2)
4 CLARES FOOL	5	5.1m	2:02.40	58.69s (1)	30.03s (1)
1 ITS YOU NOT ME	6	11.5m	2:02.91	59.10s (0)	30.51s (0)
5 ILLBEWATCHING	7	13.2m	2:03.04	57.61s (1)	28.95s (1)
6 LIVING FREE	8	15.4m	2:03.21	58.10s (1)	29.41s (0)
7 CHAMPAGNE REACTOR	9	22.8m	2:03.80	59.02s (1)	30.65s (0)

Finish Position and metres gained from 800m



Sectionals
Powered by

PJ HARNESS ANALYSER

HORSE REPORTS RAW DATA

All your sectional needs

Check us out at www.pjdata.com.au and now on Facebook

The Racing Queensland Board (trading as Racing Queensland) and provider are not responsible for the completeness or accuracy of any of the information contained herein, and makes no representations about its suitability for any purpose.

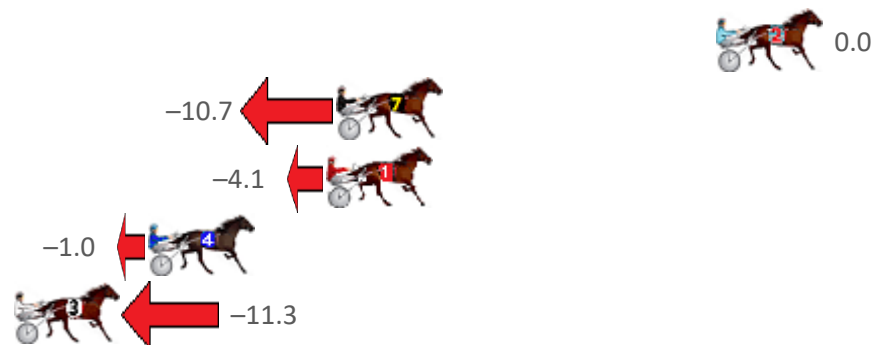
Albion Park Race 3 Distance 1660m

Tuesday, 2 March 2021

Gross Time: 1:56.70 MileRate: 1:53.10 LeadTime: 3.50s First Qtr: 28.00s Second Qtr: 29.20s Third Qtr: 28.00s Fourth Qtr: 28.00s

No Horse	Plc	Margin	Time	800Time (W)	400 Time (W)
2 TALENT TO SPARE	1	0.0m	1:56.70	56.00s (0)	28.00s (0)
7 BIG WHEELS	2	15.1m	1:57.81	56.74s (0)	28.69s (0)
1 LAST PLACE LUCY	3	15.5m	1:57.84	56.29s (0)	28.33s (0)
4 CHEESANDKISSES	4	22.6m	1:58.36	56.07s (0)	28.28s (1)
3 MY CHINA DOLL	5	27.9m	1:58.75	56.79s (0)	28.83s (0)

Finish Position and metres gained from 800m



Sectionals
Powered by

PJ HARNESS ANALYSER
HORSE REPORTS RAW DATA
 All your sectional needs
 Check us out at www.pjdata.com.au and now on Facebook

The Racing Queensland Board (trading as Racing Queensland) and provider are not responsible for the completeness or accuracy of any of the information contained herein, and makes no representations about its suitability for any purpose.

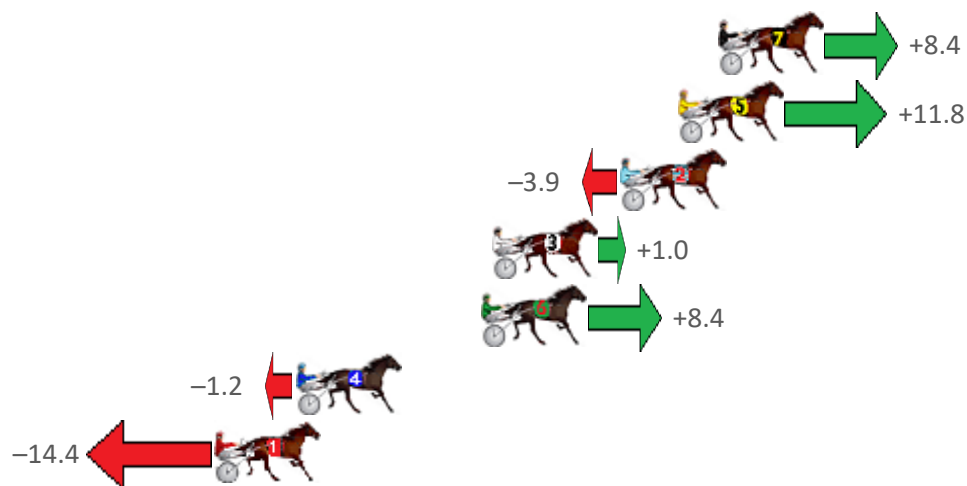
Albion Park Race 4 Distance 1660m

Tuesday, 2 March 2021

Gross Time: 1:55.30 MileRate: 1:51.80 LeadTime: 3.30s First Qtr: 26.60s Second Qtr: 28.70s Third Qtr: 27.70s Fourth Qtr: 29.00s

No Horse	Plc	Margin	Time	800Time (W)	400 Time (W)
7 CASINO TOMMY	1	0.0m	1:55.30	56.11s (1)	28.64s (1)
5 SAM IS PERFECTION	2	1.6m	1:55.42	55.87s (1)	28.42s (1)
2 AT WEST POINT	3	3.9m	1:55.60	56.97s (0)	29.28s (0)
3 JONAH JONES	4	9.0m	1:55.98	56.63s (0)	28.86s (0)
6 SMITHSTARS LEXUS	5	9.4m	1:56.02	56.11s (1)	28.65s (1)
4 MARK OF INTEGRITY	6	16.8m	1:56.58	56.78s (0)	29.10s (0)
1 LETTUCEFIRESTAR	7	20.0m	1:56.82	57.71s (0)	29.99s (0)

Finish Position and metres gained from 800m



Sectionals
Powered by

PJ HARNESS ANALYSER
HORSE REPORTS RAW DATA
All your sectional needs
Check us out at www.pjdata.com.au and now on Facebook



The Racing Queensland Board (trading as Racing Queensland) and provider are not responsible for the completeness or accuracy of any of the information contained herein, and makes no representations about its suitability for any purpose.

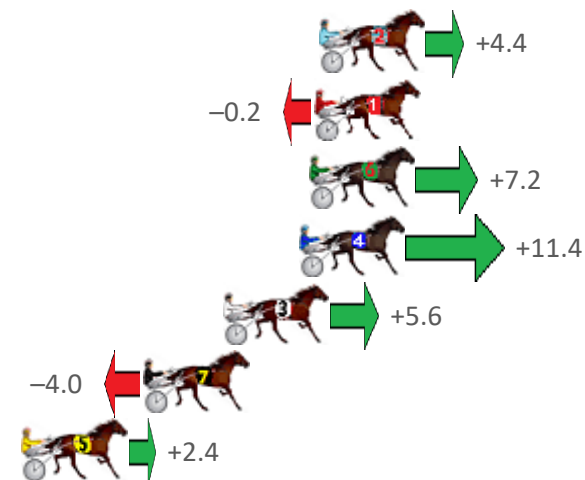
Albion Park Race 5 Distance 2138m

Tuesday, 2 March 2021

Gross Time: 2:39.30 MileRate: 1:59.90 LeadTime: 41.90s First Qtr: 30.90s Second Qtr: 30.80s Third Qtr: 27.70s Fourth Qtr: 28.00s

No Horse	Plc	Margin	Time	800Time (W)	400 Time (W)
2 NEWPORT DREAMZ	1	0.0m	2:39.30	55.40s (0)	27.71s (0)
1 DATTITUDE	2	0.2m	2:39.31	55.71s (0)	28.01s (0)
6 OUR UNCLE JIM	3	0.4m	2:39.33	55.20s (1)	27.53s (1)
4 MAJOR FERNCO	4	0.8m	2:39.36	54.91s (1)	27.26s (1)
3 JAY TEE TYRON	5	3.8m	2:39.58	55.31s (0)	27.61s (0)
7 CLASSIE AMERICAN	6	7.0m	2:39.82	55.98s (1)	28.31s (1)
5 BLUE MOON RISING	7	11.8m	2:40.17	55.53s (0)	27.81s (0)

Finish Position and metres gained from 800m



Sectionals
Powered by

PJ HARNESS ANALYSER

HORSE REPORTS RAW DATA

All your sectional needs

Check us out at www.pjdata.com.au and now on Facebook

The Racing Queensland Board (trading as Racing Queensland) and provider are not responsible for the completeness or accuracy of any of the information contained herein, and makes no representations about its suitability for any purpose.

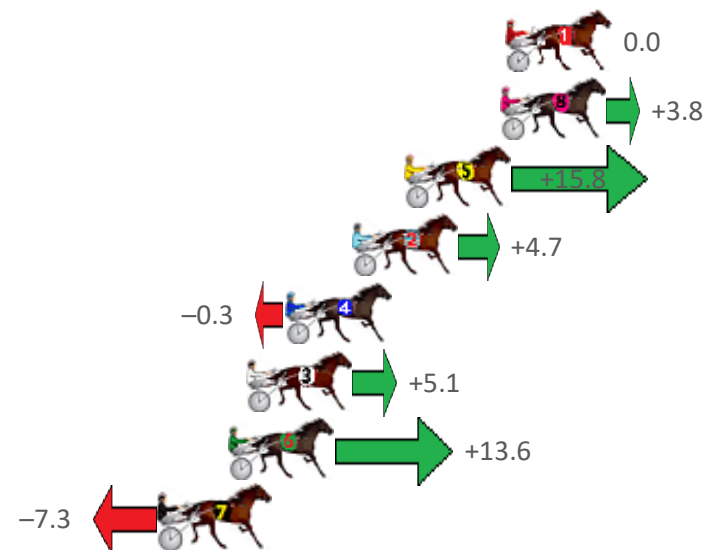
Albion Park Race 6 Distance 1660m

Tuesday, 2 March 2021

Gross Time: 2:02.20 MileRate: 1:58.40 LeadTime: 3.60s First Qtr: 29.50s Second Qtr: 33.00s Third Qtr: 28.40s Fourth Qtr: 27.70s

No Horse	Plc	Margin	Time	800Time (W)	400 Time (W)
1 BLISSFULDAY	1	0.0m	2:02.20	56.10s (0)	27.70s (0)
8 LORIMER LADY	2	0.2m	2:02.21	55.84s (0)	27.44s (0)
5 BETTATHANIDEAL	3	4.0m	2:02.49	55.00s (1)	26.87s (1)
2 MORESCO	4	6.1m	2:02.64	55.77s (1)	27.62s (1)
4 MEGA STAR	5	8.7m	2:02.83	56.12s (0)	27.69s (0)
3 ILLAWONG DREAMTIM	6	10.3m	2:02.95	55.74s (1)	27.60s (1)
6 CAPTAIN COSMONAUT	7	11.0m	2:03.00	55.15s (1)	27.03s (1)
7 MAN OF ACTION	8	13.7m	2:03.20	56.61s (1)	28.49s (1)

Finish Position and metres gained from 800m



Sectionals
Powered by

PJ HARNESS ANALYSER

HORSE REPORTS RAW DATA

All your sectional needs

Check us out at www.pjdata.com.au and now on Facebook

The Racing Queensland Board (trading as Racing Queensland) and provider are not responsible for the completeness or accuracy of any of the information contained herein, and makes no representations about its suitability for any purpose.

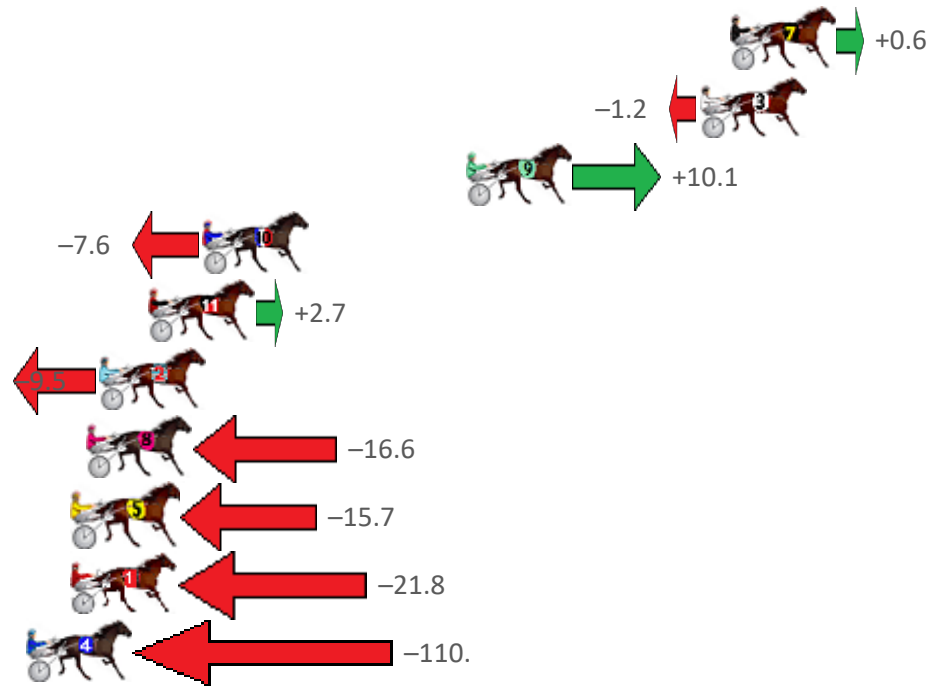
Albion Park Race 7 Distance 2138m

Tuesday, 2 March 2021

Gross Time: 2:37.40 MileRate: 1:58.50 LeadTime: 38.60s First Qtr: 30.40s Second Qtr: 31.10s Third Qtr: 27.90s Fourth Qtr: 29.40s

No Horse	Plc	Margin	Time	800Time (W)	400 Time (W)
7 HELLO ITS ME	1	0.0m	2:37.40	57.26s (1)	29.31s (1)
3 RECIPE FOR DREAMING	2	1.2m	2:37.49	57.39s (0)	29.49s (0)
9 SHEZ ALL STYLE	3	10.5m	2:38.21	56.58s (1)	28.37s (3)
10 GOJOE	4	21.0m	2:39.02	57.84s (0)	29.47s (0)
11 SUN SAFE	5	23.1m	2:39.18	57.11s (1)	29.32s (1)
2 DOLLARBILL	6	25.1m	2:39.33	57.98s (1)	29.69s (2)
8 JOVIAL JULIE	7	25.6m	2:39.37	58.48s (0)	30.15s (0)
5 DESPONDENT	8	26.1m	2:39.41	58.42s (1)	30.52s (1)
1 ROGER THAT	9	26.2m	2:39.42	58.85s (0)	30.72s (0)
4 SUPERBON	10	115.5m	2:46.30	65.14s (1)	36.38s (1)

Finish Position and metres gained from 800m



Sectionals
Powered by

PJ HARNESS ANALYSER

HORSE REPORTS RAW DATA

All your sectional needs

Check us out at www.pjdata.com.au and now on Facebook

The Racing Queensland Board (trading as Racing Queensland) and provider are not responsible for the completeness or accuracy of any of the information contained herein, and makes no representations about its suitability for any purpose.

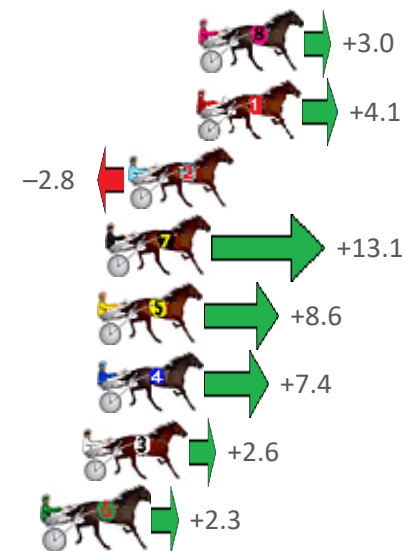
Albion Park Race 8 Distance 1660m

Tuesday, 2 March 2021

Gross Time: 1:57.80 MileRate: 1:54.20 LeadTime: 3.40s First Qtr: 28.00s Second Qtr: 29.00s Third Qtr: 28.00s Fourth Qtr: 29.40s

No Horse	Plc	Margin	Time	800Time (W)	400 Time (W)
8 CHANTREY	1	0.0m	1:57.80	57.19s (1)	29.09s (1)
1 MARETTI	2	0.1m	1:57.81	57.11s (0)	29.09s (0)
2 GOTTA MOMENT	3	2.8m	1:58.02	57.60s (0)	29.60s (0)
7 JOHNNY WHITE	4	3.7m	1:58.09	56.47s (0)	28.16s (0)
5 IMA TOP TYCOON	5	4.0m	1:58.11	56.79s (0)	28.73s (0)
4 IM COMPLIANT	6	4.0m	1:58.11	56.87s (1)	28.70s (1)
3 HEZA BROMAC	7	4.6m	1:58.15	57.21s (1)	29.08s (1)
6 MY MASTERCRAFTSMA	8	6.1m	1:58.27	57.24s (0)	29.19s (0)

Finish Position and metres gained from 800m



Sectionals
Powered by

PJ HARNESS ANALYSER
HORSE REPORTS RAW DATA

All your sectional needs

Check us out at www.pjdata.com.au and now on Facebook



The Racing Queensland Board (trading as Racing Queensland) and provider are not responsible for the completeness or accuracy of any of the information contained herein, and makes no representations about its suitability for any purpose.