


# Albion Park Race 1 Distance 2138m

Friday, 19 March 2021

Gross Time: 2:46.40 MileRate: 2:04.60 LeadTime: 44.50s First Qtr: 31.40s Second Qtr: 31.00s Third Qtr: 30.10s Fourth Qtr: 29.40s

NoHorse	Plc	Margin	Time	800Time (W)	400 Time (W)
4 DOWN UNDER RORS	1	0.0m	2:46.40	59.50s (0)	29.40s (0)
7 CHASING GREAT	2	2.2m	2:46.57	59.16s (1)	29.30s (2)
9 I ASKED NICELY	3	6.0m	2:46.86	58.88s (0)	29.17s (2)
5 KAPAI	4	17.9m	2:47.78	60.20s (0)	30.04s (0)
2 ILLAWONG BUZZ	5	33.0m	2:48.94	61.81s (1)	31.31s (1)
6 STEVES STAR	6	65.0m	2:51.41	63.49s (1)	33.35s (1)
1 MAJESTIC SPEED	7	69.4m	2:51.75	64.32s (0)	34.17s (0)

Finish Position and metres gained from 800m



Sectionals  
Powered by

**PJ HARNESS ANALYSER**  
HORSE REPORTS RAW DATA  
All your sectional needs  
Check us out at [www.pjdata.com.au](http://www.pjdata.com.au) and now on Facebook



The Racing Queensland Board (trading as Racing Queensland) and provider are not responsible for the completeness or accuracy of any of the information contained herein, and makes no representations about its suitability for any purpose.


# Albion Park Race 2 Distance 1660m

Friday, 19 March 2021

Gross Time: 1:57.90 MileRate: 1:54.30 LeadTime: 3.30s First Qtr: 27.60s Second Qtr: 29.30s Third Qtr: 28.70s Fourth Qtr: 29.00s

NoHorse	Plc	Margin	Time	800Time (W)	400 Time (W)
3 FEEL THE REIGN	1	0.0m	1:57.90	57.08s (0)	28.50s (2)
4 HEZA BROMAC	2	3.6m	1:58.17	57.05s (1)	29.03s (3)
6 SQUIRE	3	4.3m	1:58.23	57.76s (1)	29.31s (1)
5 INTRANSIT	4	4.4m	1:58.23	57.44s (1)	29.14s (2)
2 SABRAGE	5	37.7m	2:00.77	60.40s (0)	31.66s (0)
1 KETUT	6	38.1m	2:00.80	60.13s (0)	31.39s (1)

Finish Position and metres gained from 800m



Sectionals  
Powered by

**PJ HARNESS ANALYSER**  
HORSE REPORTS RAW DATA  
All your sectional needs  
Check us out at [www.pjdata.com.au](http://www.pjdata.com.au) and now on Facebook



The Racing Queensland Board (trading as Racing Queensland) and provider are not responsible for the completeness or accuracy of any of the information contained herein, and makes no representations about its suitability for any purpose.


# Albion Park Race 3 Distance 2647m

Friday, 19 March 2021

Gross Time: 3:20.00 MileRate: 2:01.60 LeadTime: 81.10s First Qtr: 30.30s Second Qtr: 30.80s Third Qtr: 29.30s Fourth Qtr: 28.50s

NoHorse	Plc	Margin	Time	800Time (W)	400 Time (W)
2 KRAZE	1	0.0m	3:20.00	56.58s (1)	28.50s (1)
1 ONE NIGHT OUT	2	12.3m	3:20.92	58.68s (0)	29.22s (0)
8 KINGDOM COME	3	20.8m	3:21.56	58.30s (0)	28.66s (1)
4 REDRIVERDEBBA	4	24.6m	3:21.84	58.98s (1)	29.49s (1)
12 MUSCULUS	5	25.1m	3:21.88	58.05s (1)	29.48s (3)
7 ORLANDO JOLT	6	25.4m	3:21.90	58.72s (1)	29.34s (2)
9 DOUG	7	36.9m	3:22.76	60.19s (1)	30.70s (1)
3 MELPARK MAGIC	8	39.3m	3:22.94	59.99s (0)	29.98s (0)
5 IM THE COMMANDO	9	67.4m	3:25.04	62.34s (0)	32.31s (0)
10 JEDDY R YA READY	10	80.4m	3:26.02	60.34s (0)	30.65s (0)
11 MATATOKI	11	84.2m	3:26.30	60.26s (0)	30.57s (0)
6 ALADDIN SANE	12	95.1m	3:27.12	60.32s (0)	30.63s (0)

Finish Position and metres gained from 800m



Sectionals  
Powered by

PJ HARNESS ANALYSER

HORSE REPORTS RAW DATA

All your sectional needs

Check us out at [www.pjdata.com.au](http://www.pjdata.com.au) and now on Facebook

The Racing Queensland Board (trading as Racing Queensland) and provider are not responsible for the completeness or accuracy of any of the information contained herein, and makes no representations about its suitability for any purpose.

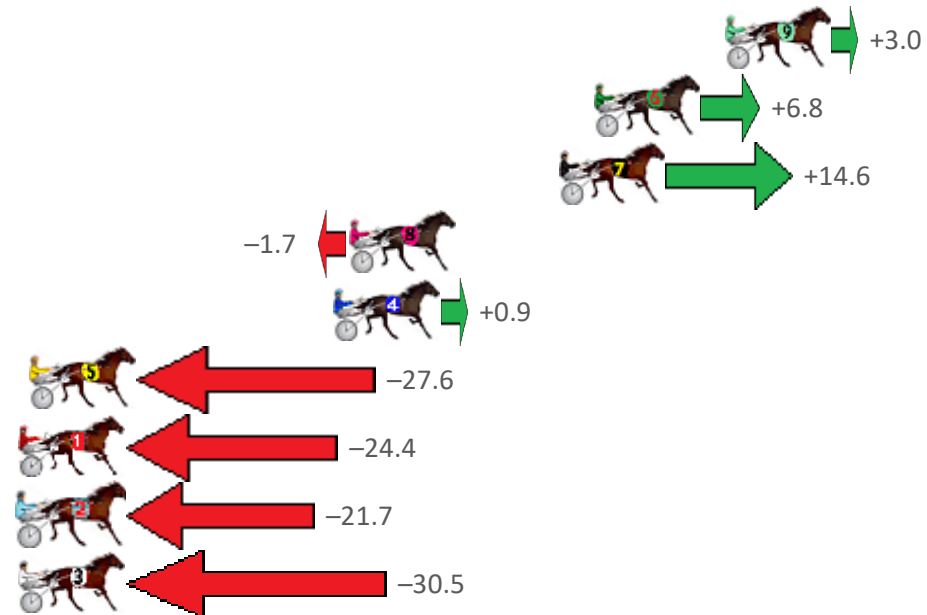
# Albion Park Race 4 Distance 1660m

Friday, 19 March 2021

Gross Time: 1:59.40 MileRate: 1:55.80 LeadTime: 3.40s First Qtr: 27.60s Second Qtr: 30.50s Third Qtr: 28.60s Fourth Qtr: 29.30s

NoHorse	Plc	Margin	Time	800Time (W)	400 Time (W)
9 KISSESFORYAMISSES	1	0.0m	1:59.40	57.68s (1)	29.30s (1)
6 HURRIKANE HOUR	2	5.2m	1:59.80	57.41s (1)	28.80s (1)
7 WANNAGO	3	6.6m	1:59.91	56.85s (1)	28.27s (1)
8 JAGGERS SWAGGER	4	14.9m	2:00.54	58.02s (0)	29.13s (0)
4 MOONAN NINA	5	15.5m	2:00.59	57.84s (1)	29.23s (1)
5 OCEAN LANE	6	27.6m	2:01.52	59.89s (0)	30.99s (0)
1 STEEVEN	7	28.6m	2:01.60	59.66s (0)	30.76s (0)
2 LEAPING LEO	8	30.1m	2:01.71	59.46s (0)	30.56s (0)
3 GETTN GOSPEL	9	38.1m	2:02.33	60.10s (1)	31.52s (1)

Finish Position and metres gained from 800m



Sectionals  
Powered by

**PJ HARNESS ANALYSER**  
HORSE REPORTS RAW DATA  
All your sectional needs  
Check us out at [www.pjdata.com.au](http://www.pjdata.com.au) and now on Facebook

The Racing Queensland Board (trading as Racing Queensland) and provider are not responsible for the completeness or accuracy of any of the information contained herein, and makes no representations about its suitability for any purpose.

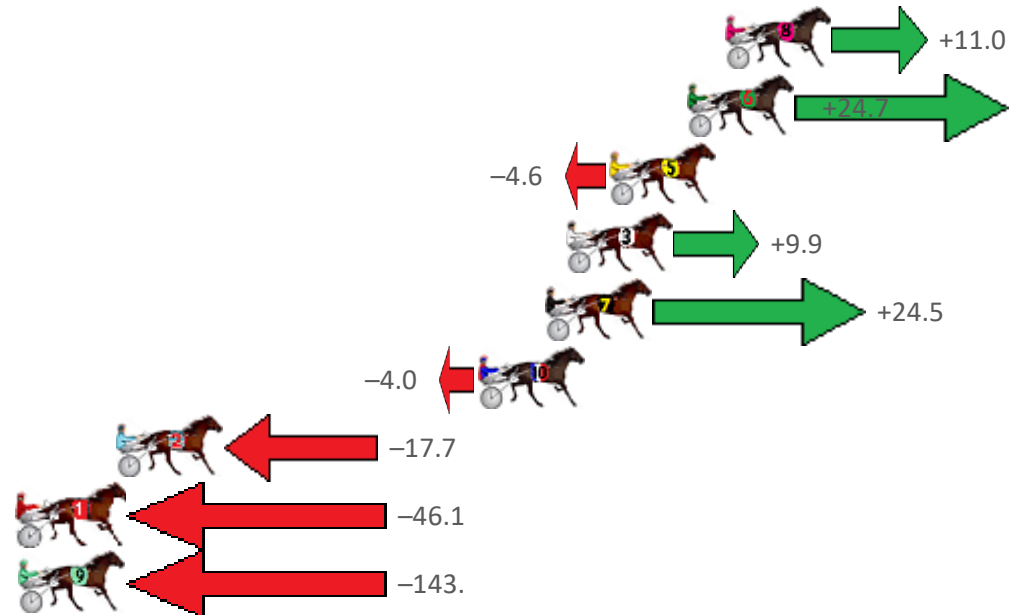
# Albion Park Race 5 Distance 2138m

Friday, 19 March 2021

Gross Time: 2:37.10 MileRate: 1:58.20 LeadTime: 38.10s First Qtr: 30.00s Second Qtr: 29.60s Third Qtr: 29.30s Fourth Qtr: 30.10s

NoHorse	Plc	Margin	Time	800Time (W)	400 Time (W)
8 DESPONDENT	1	0.0m	2:37.10	58.59s (1)	29.79s (1)
6 WOODLANDS WONDER	2	1.5m	2:37.22	57.58s (1)	29.55s (1)
5 DOLLARBILL	3	4.6m	2:37.46	59.74s (0)	30.44s (0)
3 PAGO PAGO	4	6.3m	2:37.60	58.67s (1)	29.88s (0)
7 EULO FLYER	5	7.1m	2:37.66	57.59s (1)	29.61s (1)
10 KAY NORA SHANNON	6	9.8m	2:37.87	59.70s (1)	30.83s (1)
2 SIR BULSKI	7	24.1m	2:39.00	60.71s (0)	31.53s (0)
1 BOPPIN THE BLUES	8	58.7m	2:41.73	62.80s (0)	33.38s (0)
9 LETS BLAZE	9	165.4m	2:50.14	70.00s (0)	36.49s (0)

Finish Position and metres gained from 800m



Sectionals  
Powered by

PJ HARNESS ANALYSER

HORSE REPORTS RAW DATA

All your sectional needs

Check us out at [www.pjdata.com.au](http://www.pjdata.com.au) and now on Facebook

The Racing Queensland Board (trading as Racing Queensland) and provider are not responsible for the completeness or accuracy of any of the information contained herein, and makes no representations about its suitability for any purpose.

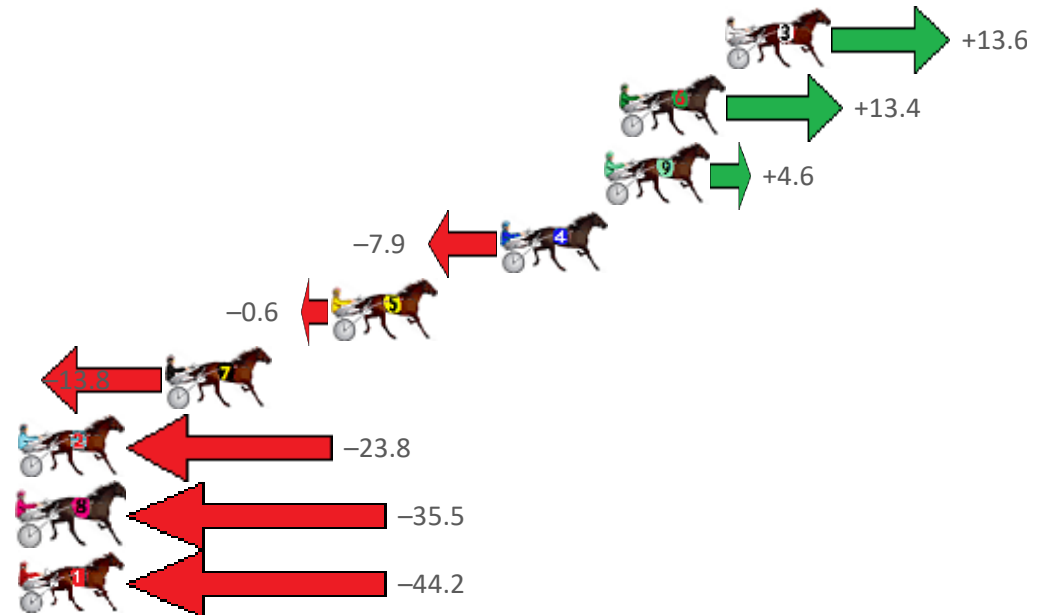
# Albion Park Race 6 Distance 2138m

Friday, 19 March 2021

Gross Time: 2:34.50 MileRate: 1:56.30 LeadTime: 38.00s First Qtr: 30.20s Second Qtr: 29.80s Third Qtr: 28.10s Fourth Qtr: 28.40s

NoHorse	Plc	Margin	Time	800Time (W)	400 Time (W)
3 CHIASSO	1	0.0m	2:34.50	55.54s (2)	28.02s (2)
6 ALE ALE KAI	2	4.2m	2:34.81	55.56s (2)	27.95s (2)
9 SAVING MAJOR PERCY	3	4.8m	2:34.86	56.18s (2)	28.68s (1)
4 ROYAL OBSESSION	4	8.9m	2:35.16	57.05s (1)	29.03s (0)
5 MONTEREY JACK	5	15.6m	2:35.66	56.54s (1)	28.60s (1)
7 SWEET AS	6	22.2m	2:36.16	57.47s (0)	28.81s (0)
2 KIAMASROSIE	7	28.8m	2:36.65	58.17s (1)	30.05s (1)
8 MACH TORQUE	8	39.7m	2:37.46	58.99s (0)	30.34s (0)
1 SHEZ ALL STYLE	9	44.2m	2:37.80	59.60s (0)	31.03s (0)

Finish Position and metres gained from 800m



Sectionals  
Powered by

**PJ HARNESS ANALYSER**  
HORSE REPORTS RAW DATA  
All your sectional needs  
Check us out at [www.pjdata.com.au](http://www.pjdata.com.au) and now on Facebook

The Racing Queensland Board (trading as Racing Queensland) and provider are not responsible for the completeness or accuracy of any of the information contained herein, and makes no representations about its suitability for any purpose.



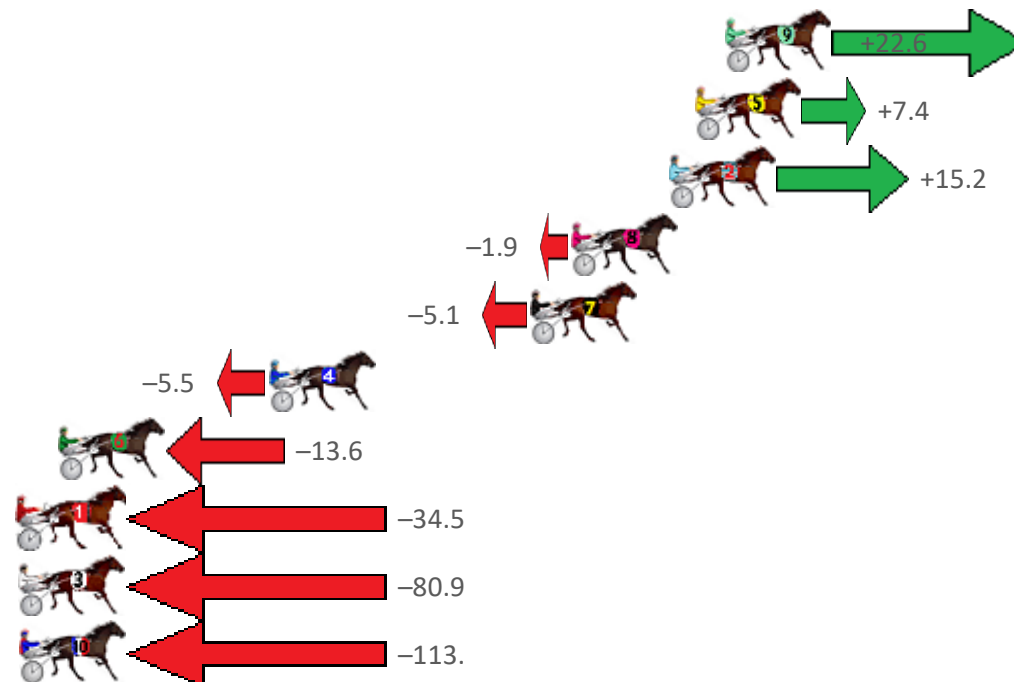
# Albion Park Race 7 Distance 1660m

Friday, 19 March 2021

Gross Time: 1:59.40 MileRate: 1:55.80 LeadTime: 3.30s First Qtr: 27.30s Second Qtr: 30.70s Third Qtr: 28.80s Fourth Qtr: 29.30s

NoHorse	Plc	Margin	Time	800Time (W)	400 Time (W)
9 CHEESANDKISSES	1	0.0m	1:59.40	56.47s (1)	28.88s (2)
5 MAGGIE	2	1.2m	1:59.49	57.57s (0)	28.64s (0)
2 HIGH ON MONTANA	3	2.2m	1:59.57	57.00s (1)	29.46s (2)
8 ROBINMEGOOD	4	6.1m	1:59.87	58.24s (0)	29.31s (1)
7 GOLDEN SAND	5	7.7m	1:59.99	58.47s (1)	29.86s (1)
4 HEADWIN	6	18.1m	2:00.79	58.50s (1)	29.47s (2)
6 GOALKICKER	7	26.4m	2:01.43	59.08s (0)	30.04s (0)
1 COURAGEOUS SAM	8	34.5m	2:02.05	60.59s (0)	31.62s (0)
3 BEE GEES BEST	9	88.3m	2:06.18	63.94s (1)	34.58s (1)
10 FAIRIESDELIGHT	10	233.6m	2:17.35	66.30s (0)	33.20s (0)

Finish Position and metres gained from 800m



Sectionals  
Powered by

## PJ HARNESS ANALYSER

HORSE REPORTS RAW DATA

All your sectional needs

Check us out at [www.pjdata.com.au](http://www.pjdata.com.au) and now on Facebook

The Racing Queensland Board (trading as Racing Queensland) and provider are not responsible for the completeness or accuracy of any of the information contained herein, and makes no representations about its suitability for any purpose.

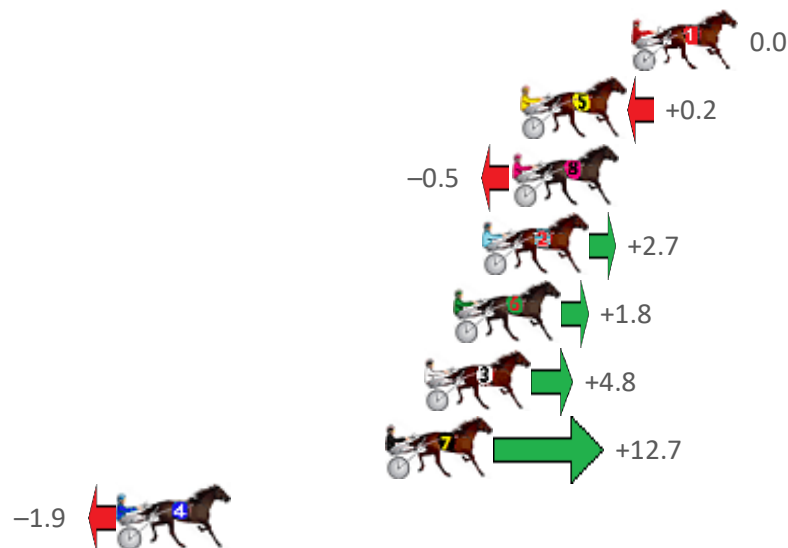
# Albion Park Race 8 Distance 2138m

Friday, 19 March 2021

Gross Time: 2:37.20 MileRate: 1:58.30 LeadTime: 38.90s First Qtr: 31.40s Second Qtr: 29.80s Third Qtr: 28.60s Fourth Qtr: 28.50s

NoHorse	Plc	Margin	Time	800Time (W)	400 Time (W)
1 NIMAH FRANCO	1	0.0m	2:37.20	57.10s (0)	28.50s (0)
5 MOHS EM DOWN	2	4.4m	2:37.53	57.09s (1)	28.56s (1)
8 BOMBADIER JUJON	3	4.7m	2:37.55	57.14s (0)	28.54s (0)
2 OUR BONDI BEACH	4	5.9m	2:37.64	56.91s (0)	28.32s (0)
6 LUCKY UNLUCKY	5	7.0m	2:37.72	56.97s (1)	28.41s (1)
3 OHOKA JIMMY	6	8.2m	2:37.81	56.76s (1)	28.26s (2)
7 COREY WILLIAM	7	9.7m	2:37.93	56.20s (1)	28.12s (0)
4 COLONEL JOY	8	20.3m	2:38.72	57.23s (1)	28.66s (1)

Finish Position and metres gained from 800m



Sectionals  
Powered by

**PJ HARNESS ANALYSER**  
**HORSE REPORTS RAW DATA**  
 All your sectional needs  
 Check us out at [www.pjdata.com.au](http://www.pjdata.com.au) and now on Facebook



The Racing Queensland Board (trading as Racing Queensland) and provider are not responsible for the completeness or accuracy of any of the information contained herein, and makes no representations about its suitability for any purpose.



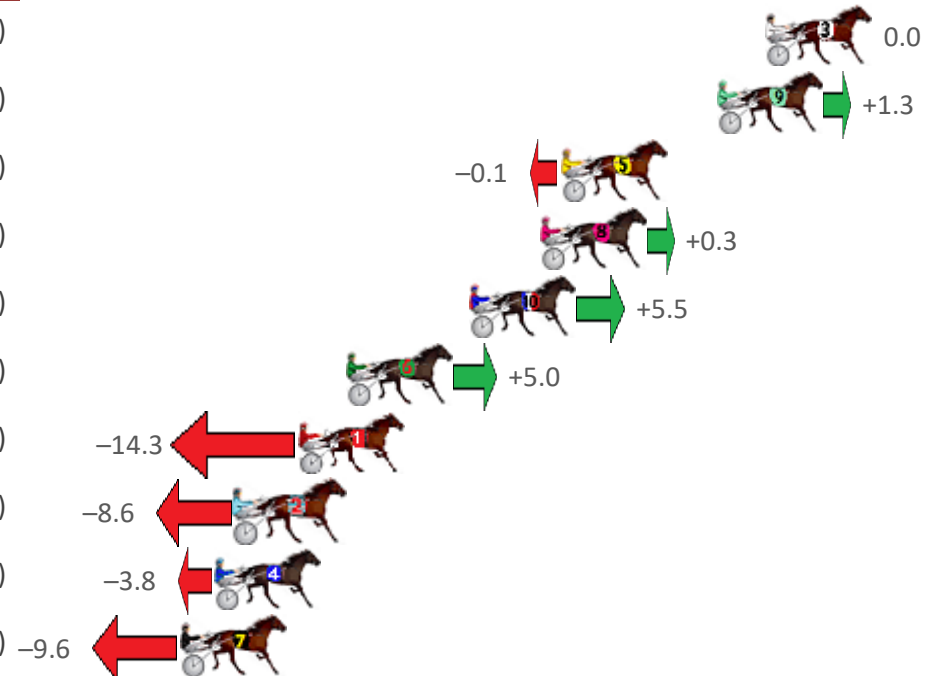
# Albion Park Race 9 Distance 1660m

Friday, 19 March 2021

Gross Time: 1:57.90 MileRate: 1:54.30 LeadTime: 3.40s First Qtr: 29.20s Second Qtr: 30.30s Third Qtr: 27.60s Fourth Qtr: 27.40s

No	Horse	Plc	Margin	Time	800Time (W)	400 Time (W)
3	STINGER LINDENNY	1	0.0m	1:57.90	55.00s (0)	27.40s (0)
9	THE HERVEY BAY	2	1.9m	1:58.04	54.91s (1)	27.37s (1)
5	B MAC C	3	8.1m	1:58.48	55.01s (1)	27.46s (1)
8	OUR UNCLE JIM	4	8.9m	1:58.54	54.98s (0)	27.35s (0)
10	KURAHAUPO GAMBLER	5	11.7m	1:58.74	54.62s (1)	27.04s (1)
6	LITTLE CHANGE	6	16.6m	1:59.10	54.66s (1)	27.07s (1)
1	WICKED AZZ	7	18.5m	1:59.23	55.98s (0)	28.35s (0)
2	WITH AUTHORITY	8	21.0m	1:59.41	55.59s (1)	27.97s (1)
4	COPPERFIELD	9	21.8m	1:59.47	55.26s (0)	27.50s (0)
7	SAINT KILDA BEACH	10	23.2m	1:59.57	55.66s (0)	27.90s (0)

Finish Position and metres gained from 800m



Sectionals  
Powered by

**PJ HARNESS ANALYSER**  
HORSE REPORTS RAW DATA  
All your sectional needs  
Check us out at [www.pjdata.com.au](http://www.pjdata.com.au) and now on Facebook



The Racing Queensland Board (trading as Racing Queensland) and provider are not responsible for the completeness or accuracy of any of the information contained herein, and makes no representations about its suitability for any purpose.